



Annual Financial Statements
of
Madhyanchal Vidyut Vitran Nigam Limited
Lucknow
Financial Year 2019-20

INDEX

S. No.	PARTICULARS
1	BALANCE SHEET
2	STATEMENT OF PROFIT AND LOSS
3	STATEMENT OF CHANGES IN EQUITY
4	STATEMENT OF CASH FLOW
5	GENERAL INFORMATION AND SIGNIFICANT ACCOUNTING POLICIES
6	NOTES ON ACCOUNTS



MADHYANCHAL VIDYUT VITRAN NIGAM LIMITED
4-A, GOKHLE MARG LUCKNOW
CIN: U31200UP2003SGC027459

BALANCE SHEET
As at 31st March, 2020

(Rupees in Lakhs)

Particulars	Note No.	Figures as at the end of Current reporting period As At 31st March, 2020	Figures as at the end of Previous reporting period As At 31st March, 2019 (Restated)
ASSETS			
(1) Non-current assets	2	11,66,022.65	8,80,835.39
(a) Property, Plant and Equipment	3	5,20,071.31	6,64,934.65
(b) Capital work-in-progress			
(2) Current assets	4	66,421.04	77,432.26
(a) Inventories			
(b) Financial Assets	5	18,64,702.49	16,09,681.78
(i) Trade receivables	6	6,618.46	10,833.78
(ii) Cash and cash equivalents	7	1,00,542.97	1,10,718.35
(iii) Bank Balance			
(Other than ii above)	8	2,23,581.14	1,96,396.13
(iv) Other	9	1,62,504.60	1,12,871.97
(c) Other Current Assets			
Total Assets		41,10,464.66	36,63,704.31
EQUITY AND LIABILITIES			
(1) EQUITY	10	17,44,046.21	12,55,330.16
(a) Equity Share Capital	11	(6,83,657.54)	(3,20,969.63)
(b) Other Equity			
(2) LIABILITIES			
(I) Non-Current liabilities			
(a) Financial Liabilities	12	11,34,781.33	11,77,560.50
(i) Borrowings	13	65,601.78	64,436.28
(ii) Other financial liabilities			
(II) Current liabilities			
(a) Financial Liabilities	14	3,202.75	3,202.75
(i) Borrowings	15	9,08,795.98	6,94,888.14
(ii) Trade payables	16	9,37,694.15	7,89,256.11
(b) Other Financial Liabilities			
Total Equity and Liabilities		41,10,464.66	36,63,704.31

General Information and Significant Accounting Policies 1A
Notes on Accounts 1B
Note 1A to 25 form Integral Part of Financial Statement.

AS
(Abha Sethi Tandon)
Acting Company Secretary
MVVNL, Lucknow
M.No.: F6733

Shikhar Singh
(Dr. Uma Kant Yadav)
General Manager (F&A)
MVVNL, Lucknow

robal
(Mahesh Chandra Pal)
Director (Finance)
MVVNL, Lucknow
DIN: 08766010

Surya Pal Gangwar
(Surya Pal Gangwar)
Managing Director
MVVNL, Lucknow
DIN: 07082538



250121

As per our Separate report of even date
For Avanish K. Rastogi & Associates
Chartered Accountants

Ashish Tripathi
Ashish Tripathi
(Partner)
Membership No:- 422021



MADHYANCHAL VIDYUT VITRAN NIGAM LIMITED
4-A, GOKHLE MARG LUCKNOW
CIN: U31200UP2003SGC027459

STATEMENT OF PROFIT AND LOSS
For the year ended 31st March, 2020

(Rupees in Lakhs)

Particulars	Note No.	Figures for the Current reporting period 31st March, 2020	Figures for the Previous reporting period 31st March, 2019 (Restated)
REVENUE			
I Revenue From Operations	17	11,90,554.18	10,06,295.35
II Other Income	18	2,72,217.77	3,76,498.83
III Total Revenue (I + II)		14,62,771.95	13,82,794.18
EXPENSES			
Cost of Power Purchased	19	12,40,071.10	12,10,303.55
Employees Benefits Expenses	20	36,167.14	29,764.09
Finance Cost	21	1,11,108.28	1,00,520.10
Depreciation and Amortization Expenses	22	29,415.01	22,726.01
Other Expenses			
Administrative, General & Other Expenses	23	61,049.56	40,979.53
Repair & Maintenance	24	37,538.04	42,554.46
Bad Debts & Provisions	25	13,422.14	16,544.82
IV Total Expenses		15,28,771.27	14,63,392.56
V Profit / (Loss) before tax and exceptional items (III - IV)		(65,999.32)	(80,598.38)
VI Profit / (Loss) from Exceptional items		-	-
VII Profit / (Loss) before tax (V + VI)		(65,999.32)	(80,598.38)
VIII Tax Expenses:			
(1) Current tax		-	-
(2) Deferred tax		-	-
IX Profit / (Loss) for the period from continuing operations (VII - VIII)		(65,999.32)	(80,598.38)
X Profit / (Loss) from discontinued operations		-	-
XI Tax Expenses of discontinued operations		-	-
XII Profit / (Loss) from discontinued operations (after tax) (X - XI)		-	-
XIII Profit / (Loss) for the period (IX + XII)		(65,999.32)	(80,598.38)
XIV Other Comprehensive Income		-	-
XV Total Comprehensive Income for the period (XIII + XIV) Comprising Profit / (Loss) and Other Comprehensive Income for the period		(65,999.32)	(80,598.38)
XVI Earnings per equity share (continuing operation) :-			
(1) Basic		(46.12)	(69.16)
(2) Diluted		(46.12)	(69.16)
XVII Earnings per equity share (Discontinuing Operation) :-			
(1) Basic		-	-
(2) Diluted		-	-
XVIII Earnings per equity share (Continuing and Discontinuing Operation) :-			
(1) Basic		(46.12)	(69.16)
(2) Diluted		(46.12)	(69.16)

General Information and Significant Accounting Policies
Notes on Accounts
Note 1A to 25 form Integral Part of Financial Statement.

1A
1B

(Abha Sethi Tandon)
Acting Company Secretary
MVVNL, Lucknow
M.No.: F6733

(Dr. Uma Kant Yadav)
General Manager (F&A)
MVVNL, Lucknow

(Mahesh Chandra Pal)
Director (Finance)
MVVNL, Lucknow
DIN: 08766010

(Surya Pal Gangwar)
Managing Director
MVVNL, Lucknow
DIN: 07082538



As per our Separate report of even date
For **Avanish K. Rastogi & Associates**
Chartered Accountants

Ashish Tripathi
(Partner)
Membership No:- 422021

250121



MADHYANCHAL VIDYUT VITRAN NIGAM LIMITED
4-A, GOKHLE MARG LUCKNOW
CIN: U31200UP2003SGC027459

STATEMENT OF CHANGES IN EQUITY

Equity Share Capital	
Particulars	(Rupees in Lakhs)
Amount	
Balance as on 1st April, 2019	12,55,330.16
Changes during the year	4,88,716.05
Balance as on 31st March, 2020	17,44,046.21

Other Equity

Particulars	Reserve and Surplus	Capital Reserve			Restructuring Reserve	Share Application money pending Allotment	Total
		Consumer Contribution towards service line and other charges	Subsidies towards cost of capital assets	APDRP Grant			
Balance as on 1st April, 2018	(14,00,674.70)	1,74,724.71	3,86,268.96	770.58	0.00	4,24,217.63	(4,14,692.82)
Impact of Ind AS adjustment to retained earnings	(4,499.69)	-	-	-	-	-	(4,499.69)
Addition during the year	(80,598.38)	35,556.53	94,014.19	-	-	2,49,924.22	2,98,896.56
Reduction during the year	-	4,742.53	10,484.44	20.92	-	1,85,425.79	2,00,673.68
Balance as on 1st April, 2019	(14,85,772.77)	2,05,538.71	4,69,798.71	749.66	0.00	4,88,716.06	(3,20,969.63)
Addition during the year	(65,999.32)	27,808.19	97,052.87	-	-	85,517.34	1,44,379.08
Reduction during the year	-	5,578.91	12,751.68	20.35	-	4,88,716.05	5,07,066.99
Balance as on 31st March, 2020	(15,51,772.09)	2,27,767.99	5,54,099.90	729.31	0.00	85,517.35	(6,83,657.54)

(Abha Sethi Tandon)
Acting Company Secretary
MVVNL, Lucknow
M.No.: F6733



(Dr. Uma Kant Yadav)
General Manager (F&A)
MVVNL, Lucknow

(Mahesh Chandra Pal)
Director (Finance)
MVVNL, Lucknow
DIN: 08766010

(Surya Pal Gangwar)
Managing Director
MVVNL, Lucknow
DIN: 07082538

(Partner)
Ashish Tripathi
Membership No:- 422021

250121



MADHYANCHAL VIDYUT VITRAN NIGAM LIMITED
4-A, GOKHLE MARG LUCKNOW
CIN: U31200UP2003SGC027459

NOTE - 2

PROPERTY, PLANT AND EQUIPMENT

Particulars	Gross Block			Depreciation			Net Block	
	As at 31.03.2019	Additions	Deductions / Adjustments*	As at 31.03.2020	As at 31.03.2019	Additions	As at 31.03.2020	As at 31.03.2019
Land & Land Rights	106.81	-	-	106.81	45.68	-	45.68	61.13
Buildings	18,767.65	1,793.25	0.38	20,560.52	5,784.19	369.53	6,153.72	12,983.46
Other Civil Works	1,416.81	-	-	1,416.81	707.86	26.92	734.78	708.95
Plant & Machinery	3,46,949.43	96,387.14	62,312.43	3,81,024.14	3,077.66	18,849.67	182.00	3,43,871.77
Lines, Cable Network etc.	6,56,684.74	2,75,841.88	1,599.44	9,30,927.18	1,36,764.11	26,858.58	1,62,769.10	5,19,920.63
Vehicles	600.63	-	-	600.63	592.20	2.02	594.22	8.43
Furniture & Fixtures	1,167.68	33.26	-	1,200.94	551.97	80.66	632.63	615.71
Office Equipments	9,935.46	238.83	27.83	10,146.46	7,270.15	1,578.56	8,848.71	2,665.31
Total	10,35,629.21	3,74,294.36	63,940.08	13,45,983.49	1,54,793.82	47,765.94	1,79,960.84	8,80,835.39
Previous Year	8,12,936.04	2,79,471.08	56,777.91	10,35,629.21	1,37,058.28	37,973.90	1,54,793.82	6,75,877.76

Particulars	Gross Block			Depreciation			Net Block	
	As at 31.03.2018	Additions	Deductions / Adjustments*	As at 31.03.2019	As at 31.03.2018	Additions	As at 31.03.2019	As at 31.03.2018
Land & Land Rights	106.81	-	-	106.81	0.08	-	45.68	106.73
Buildings	17,796.27	971.38	-	18,767.65	5,451.91	332.28	5,784.19	12,344.36
Other Civil Works	1,416.81	-	-	1,416.81	680.94	26.92	707.86	735.87
Plant & Machinery	3,12,345.60	89,553.07	54,949.24	3,46,949.43	6,100.13	16,350.92	3,077.66	3,06,245.47
Lines, Cable Network etc.	4,69,756.39	1,88,757.02	1,828.67	6,56,684.74	1,17,785.39	19,889.29	1,36,764.11	3,51,971.00
Vehicles	651.24	(50.61)	-	600.63	540.54	51.66	592.20	110.70
Furniture & Fixtures	1,084.33	83.35	-	1,167.68	480.04	71.93	551.97	604.29
Office Equipments	9,778.59	156.87	-	9,935.46	6,019.25	1,250.90	7,270.15	3,759.34
Total	8,12,936.04	2,79,471.08	56,777.91	10,35,629.21	1,37,058.28	37,973.90	1,54,793.82	6,75,877.76
Previous Year	7,14,223.39	1,47,396.00	48,683.35	8,12,936.04	1,23,348.42	33,895.38	1,37,058.28	5,90,874.97

As per
Shri
Sd/-





MADHYANCHAL VIDYUT VITRAN NIGAM LIMITED
4-A, GOKHLE MARG LUCKNOW
CIN: U31200UP2003SGC027459

NOTE - 3

CAPITAL WORKS IN PROGRESS

Particulars	As at 31.03.2019	Additions	Deduction / Adjustments	Capitalised	As at 31.03.2020
(A) Capital Work in Progress *					
(+) PPE Adjustment	2,70,481.92				
	(8,085.61)				
Capital Work in Progress *	2,62,396.31	3,66,390.61	5,122.01	3,74,294.36	2,59,614.57
Sub Total (A)	2,62,396.31	3,66,390.61	5,122.01	3,74,294.36	2,59,614.57
(B) Advance to Supplier/Contractor (Net of Provision)	4,02,538.34	12,563.17	(1,54,644.77)	-	2,60,456.74
Sub Total (B)	4,02,538.34	12,563.17	(1,54,644.77)	-	2,60,456.74
Total (A + B)	6,64,934.65	3,78,953.78	(1,49,522.76)	3,74,294.36	5,20,071.31

Particulars	As at 31.03.2018	Additions	Deduction / Adjustments	Capitalised	As at 31.03.2019
(A) Opening CWIP					
(+) PPE Adjustment	2,10,280.10				
	771.18				
Capital Work in Progress *	2,11,051.28	3,49,867.77	(10,966.05)	2,79,471.08	2,70,481.92
Sub Total (A)	2,11,051.28	3,49,867.77	(10,966.05)	2,79,471.08	2,70,481.92
(B) Advance to Supplier/Contractor (Net of Provision)	2,50,410.78	2,32,434.86	(80,307.30)	-	4,02,538.34
Sub Total (B)	2,50,410.78	2,32,434.86	(80,307.30)	-	4,02,538.34
Total (A + B)	4,61,462.06	5,82,302.63	(91,273.35)	2,79,471.08	6,73,020.26

* It includes Establishment Cost related to works.



31/12/19

[Signature]

[Signature]



MADHYANCHAL VIDYUT VITRAN NIGAM LIMITED
4-A , GOKHLE MARG LUCKNOW
CIN: U31200UP2003SGC027459

NOTE - 4

INVENTORIES

(Rupees in Lakhs)

Particulars	As at 31.03.2020		As at 31.03.2019	
Stores and Spares				
Stock of Materials - Capital Works	5,192.32		28,633.15	
Stock of Materials - O & M	58,397.50	63,589.82	49,481.10	78,114.25
Others*		6,952.75		3,439.54
Sub Total		70,542.57		81,553.79
Less - Provision for Unserviceable Stores		4,121.53		4,121.53
Total		66,421.04		77,432.26

* Other materials Include material issued to fabricators, obsolete material, scrap transformer sent for repair store, excess/shortage pending for investigation and material in transit.

Asf

Shanmug

CPD

S. J. Singh





MADHYANCHAL VIDYUT VITRAN NIGAM LIMITED
4-A , GOKHLE MARG LUCKNOW
CIN: U31200UP2003SGC027459

NOTE - 5

FINANCIAL ASSETS - TRADE RECEIVABLES (CURRENT)

		(Rupees in Lakhs)	
Particulars	As at 31.03.2020	As at 31.03.2019	
Trade receivables outstanding from customers on account of Supply of Power			
For a period more than six months			
Secured & Considered good	49,626.47	51,196.62	
Unsecured & Considered good	13,60,984.78	13,66,840.91	
Considered Doubtful	1,17,857.96	1,25,119.50	15,43,157.03
Trade receivables outstanding from customers on account of Supply of Power			
For a period less than six months			
Secured & Considered good	10,728.18	2,230.69	
Unsecured & Considered good	2,94,215.66	59,554.75	
Considered Doubtful	25,478.36	5,451.59	67,237.03
Sub Total (A)	18,58,891.41	16,10,394.06	
Trade receivables outstanding from customers on account of Electricity Duty			
For a period more than six months			
Secured & Considered good	4,633.62	4,495.33	
Unsecured & Considered good	1,27,075.06	1,20,015.62	
Considered Doubtful	11,004.39	10,986.13	1,35,497.08
Trade receivables outstanding from customers on account of Electricity Duty			
For a period less than six months			
Secured & Considered good	613.51	334.86	
Unsecured & Considered good	16,825.21	8,940.02	
Considered Doubtful	1,457.02	818.36	10,093.24
Sub Total (B)	1,61,608.81	1,45,590.32	
TOTAL (A + B)	20,20,500.22	17,55,984.38	
Less - Provision for Bad & Doubtful Debts	1,55,797.73	1,42,375.59	
Add / Less - PPE Adjustment	-	(3,927.01)	
Total	18,64,702.49	16,09,681.78	

NOTE - 6

FINANCIAL ASSETS - CASH AND CASH EQUIVALENTS (CURRENT)

		(Rupees in Lakhs)	
Particulars	As at 31.03.2020	As at 31.03.2019	
Cash in Hand			
Cash in Hand (Including Stamps in hand)	3,413.20	9,509.34	
Cash at Bank (Fixed Deposits Maturity three months or Less than three months)	2,949.24	1,071.93	
Cash Imprest with Staff	256.02	252.51	10,833.78
Total	6,618.46	10,833.78	

NOTE - 7

FINANCIAL ASSETS - BANK BALANCES (CURRENT) (OTHER THAN NOTE 6 ABOVE)

		(Rupees in Lakhs)	
Particulars	As at 31.03.2020	As at 31.03.2019	
Balances with Banks			
In Current & Other account	93,136.22	1,02,183.26	
In Fixed Deposit accounts (Maturity more than three months but less than twelve months)	7,406.75	8,535.09	1,10,718.35
Total	1,00,542.97	1,10,718.35	



AS

31/03/2020

CPB

S. S. S.



MADHYANCHAL VIDYUT VITRAN NIGAM LIMITED
4-A , GOKHLE MARG LUCKNOW
CIN: U31200UP2003SGC027459

NOTE - 8

FINANCIAL ASSETS - OTHER (CURRENT)

(Rupees in Lakhs)

Particulars	As at 31.03.2020		As at 31.03.2019	
Receivables from -				
GoUP	42,583.80		34,147.95	
Uttarakhand PCL	1.41		1.41	
UPJVNL	1.53		1.53	
UPPTCL	29,349.97		29,244.30	
KESCO	144.16		144.16	
Dakshinanchal VVNL	8,562.32		8,538.06	
Paschimanchal VVNL	7,671.90		7,671.84	
Purvanchal VVNL	7,694.74	96,009.83	7,610.65	87,359.90
Receivable against Loan (UPPCL)				
Receivable	14,67,953.54		12,99,251.70	
Less: Payable	13,76,629.78	91,323.76	12,03,491.77	95,759.93
Employees	10,242.82		9,817.55	
PPE Adjustment	-		(0.11)	
Others	26,004.73	36,247.55	3,458.86	13,276.30
Total		2,23,581.14		1,96,396.13

NOTE - 9

OTHER CURRENT ASSETS

(Rupees in Lakhs)

Particulars	As at 31.03.2020		As at 31.03.2019	
ADVANCES (Unsecured/Considered Good)				
Suppliers / Contractors	2,968.75		1,915.95	
Less - Provision for Doubtful Advances	34.20	2,934.55	34.20	1,881.75
Tax deducted at source		75.04		39.98
Inter Unit Transactions		1,59,242.34		1,10,620.88
Theft of Fixed Assets Pending Investigation	522.50		522.50	
Less - Provision for Estimated Losses	522.50	-	522.50	-
Income accrued but not due		252.67		329.36
Total		1,62,504.60		1,12,871.97

ASP

34/3/2019

mb

Sym





MADHYANCHAL VIDYUT VITRAN NIGAM LIMITED
4-A , GOKHLE MARG LUCKNOW
CIN: U31200UP2003SGC027459

NOTE - 10

EQUITY SHARE CAPITAL

(Rupees in Lakhs)

Particulars	As at 31.03.2020	As at 31.03.2019
(A) AUTHORISED : 300000000 Equity share of par value of Rs.1000/- each (Previous year 200000000 Equity share of par value Rs.1000/- each)	30,00,000.00	20,00,000.00
(B) ISSUED, SUBSCRIBED AND FULLY PAID UP 174404621 Equity share of par value Rs.1000/- each (Previous year 125533016 Equity share of par value Rs.1000/- each) fully paid up	17,44,046.21	12,55,330.16
Total	17,44,046.21	12,55,330.16

- a) During the year, the Company has issued 48871605 Equity shares of Rs.1000 each only and has not bought back any shares.
b) The Company has only one class of equity shares having a par value Rs. 1000/- per share.
c) During the year ended 31st March 2020, no dividend has been declared by board due to heavy accumulated losses.
d) Paid up Share Capital includes Equity Shares allotted to UPPCL and 500 Promoter's shares.

Details of Shareholders holding more than 5% shares in the company :

Shareholder's Name	As at 31.03.2020		As at 31.03.2019	
	No. of Shares	%age holding	No. of Shares	%age holding
UPPCL	17,44,04,121	99.9997%	12,55,32,516	99.9996%

Reconciliation of No. of Shares :

No. of shares as at 31.03.2019	Issued during the year	Buyback during the year	No. of shares as at 31.03.2020
12,55,33,016	4,88,71,605	-	17,44,04,621

ASL

5/1/2020

MD

S. J. M.





MADHYANCHAL VIDYUT VITRAN NIGAM LIMITED
4-A , GOKHLE MARG LUCKNOW
CIN: U31200UP2003SGC027459

NOTE- 11

OTHER EQUITY

(Rupees in Lakhs)

Particulars	As at 31.03.2020		As at 31.03.2019	
Share Application Money				
As per last Financial Statement	4,88,716.06		4,24,217.63	
Add: Received during the year	85,517.34		2,49,924.22	
	5,74,233.40		6,74,141.85	
Less: Shares allotted during the year	4,88,716.05	85,517.35	1,85,425.79	4,88,716.06
Capital Reserve				
(i) Consumer Contribution towards service line and other charges				
As per last Financial Statement	2,05,538.71		1,74,724.71	
Add: Received during the year	27,808.19		35,556.53	
	2,33,346.90		2,10,281.24	
Less: Transfer to Statement of P&L Account	5,578.91	2,27,767.99	4,742.53	2,05,538.71
(ii) Subsidies towards cost of capital assets				
As per last Financial Statement	4,69,798.71		3,86,268.96	
Add: Received during the year	97,052.87		94,014.19	
	5,66,851.58		4,80,283.15	
Less: Transfer to Statement of P&L Account	12,751.68	5,54,099.90	10,484.44	4,69,798.71
(iii) APDRP Grant				
As per last Financial Statement	749.66		770.58	
Add: Received during the year	-		-	
	749.66		770.58	
Less: Transfer to Statement of P&L Account	20.35	729.31	20.92	749.66
Restructuring Reserve				
As per last Financial Statement	0.00		0.00	
Add: Addition during the year	-		-	
	0.00		0.00	
Less: Reduction during the year	-	0.00	-	0.00
Surplus in the Statement of P&L Account				
As per last Financial Statement	(14,85,772.77)		(14,00,674.70)	
Add: Impact of Ind AS adjustment to retained earnings	-		(4,499.69)	
Add: Profit / (Loss) during the year	(65,999.32)	(15,51,772.09)	(80,598.38)	(14,85,772.77)
Total		(6,83,657.54)		(3,20,969.63)

Asf

31/03/2020

MD

Sgm





MADHYANCHAL VIDYUT VITRAN NIGAM LIMITED
4-A , GOKHLE MARG LUCKNOW
CIN: U31200UP2003SGC027459

Note - 12

FINANCIAL LIABILITY - BORROWINGS (NON CURRENT)

(Rupees in Lakhs)

PARTICULARS	As at 31.03.2020	As at 31.03.2019
A. SECURED LOAN -		
(i) Power Finance Corporation Ltd. (R - APDRP) (Secured against hypothecation of New Created Assets)	1,08,987.85	1,09,646.47
(ii) Rural Electrification Corporation Ltd. (R-APDRP) (Secured against hypothecation of New Created Assets)	20,678.19	24,022.31
(iv) Rural Electrification Corporation Ltd. (Saubhagya)	66,482.20	20,000.00
(iv) Power Finance Corporation Ltd. (Non-Saubhagya)	4,000.00	-
(v) Rural Electrification Corporation Ltd. (DDUGJY)	33,166.00	23,501.00
(vi) Power Finance Corporation Ltd. (IPDS)	19,323.55	2,200.00
(vii) Bonds		
8.97% Rated Bonds 17.02.17	1,09,705.71	1,27,990.00
8.48% Rated Bonds 27.03.17	60,737.14	70,860.00
9.75% Rated Bonds 05.12.17	77,227.94	88,669.12
10.15% Rated Bonds 27.03.18	1,09,340.00	1,24,960.00
	3,57,010.80	4,12,479.12
Total	6,09,648.59	5,91,848.90
B. UNSECURED LOAN -		
(i) REC Transitional (Guaranteed by Govt. of UP)	1,32,587.38	1,21,084.71
(ii) PFC Transitional (Guaranteed by Govt. of UP)	1,89,072.41	1,64,821.20
(iii) UP Government Interest free Loan (UDAY Scheme)	-	94,675.44
Other	10,612.27	11,791.41
(iv) Bonds		
9.70 % Rated Bonds 04.07.16	97,553.99	97,553.99
9.70 % Rated Bonds 28.09.16	90,046.92	90,046.92
9.70 % Rated Bonds 30.03.17	5,259.77	5,737.93
	1,92,860.68	1,93,338.84
Total	5,25,132.74	5,85,711.60
Grand Total	11,34,781.33	11,77,560.50

ASP

3/12/2019

CDP

Singh





MADHYANCHAL VIDYUT VITRAN NIGAM LIMITED
4-A , GOKHLE MARG LUCKNOW
CIN: U31200UP2003SGC027459

NOTE- 13

OTHER FINANCIAL LIABILITIES (NON CURRENT)

(Rupees in Lakhs)		
Particulars	As at 31.03.2020	As at 31.03.2019
Security Deposits from Consumers	65,601.78	58,257.50
<u>Provisions</u>		
VII Pay commission Provision	-	6,178.78
Total	65,601.78	64,436.28

NOTE- 14

FINANCIAL LIABILITY - BORROWINGS (CURRENT)

(Rupees in Lakhs)		
Particulars	As at 31.03.2020	As at 31.03.2019
<u>Unsecured Loans</u>		
New Okhla Industrial Dev. authority	3,202.75	3,202.75
Total	3,202.75	3,202.75

ASP

Shikhar

SPD

Singh





MADHYANCHAL VIDYUT VITRAN NIGAM LIMITED
4-A , GOKHLE MARG LUCKNOW
CIN: U31200UP2003SGC027459

NOTE- 15

FINANCIAL LIABILITY - TRADE PAYABLE (CURRENT)

(Rupees in Lakhs)

Particulars	As at 31.03.2020	As at 31.03.2019
Liability for Purchase of Power - UPPCL	8,01,677.16	6,15,118.89
Liability for Transmission Charges - UPPTCL	1,07,118.82	79,769.25
	9,08,795.98	6,94,888.14
Total	9,08,795.98	6,94,888.14

NOTE- 16

OTHER FINANCIAL LIABILITY (CURRENT)

(Rupees in Lakhs)

Particulars	As at 31.03.2020	As at 31.03.2019
Current Maturity of Long Term Borrowings *	1,16,459.25	48,410.92
Interest on Security Deposits from Consumers	5,251.84	781.82
PPE Adjustment	-	2,099.38
Liability for Capital Supplies/ Works	2,39,449.08	2,33,019.93
Liability for O & M Supplies / Works	32,490.84	31,251.57
Staff Related Liabilities	63,221.70	50,506.95
PPE Adjustment	-	126.79
Deposits & Retentions from Suppliers & Others	1,45,328.61	1,24,087.64
PPE Adjustment	-	531.15
Electricity Duty & Other Levies payable to Govt.	1,81,415.72	1,74,737.97
PPE Adjustment	-	(4,343.26)
Deposit for Electrification works	28,478.32	26,587.82
Sundry Liabilities	52,623.73	41,623.77
PPE Adjustment	-	7.35
Payable to UPRVUNL	4.73	4.73
Payable to UPPCL (Corporate)		
Payable	1,63,484.91	1,57,854.16
Less - Receivable	1,49,261.67	1,48,652.67
	14,223.24	9,201.49
Liabilities for Expenses	4,111.26	3,627.82
VII Pay commission Provision	6,177.51	2,856.48
Liabilities towards Power Sector Employees Trust		
Contributory Provident Fund Liability	2,215.69	1,225.68
PPE Adjustment	-	8.65
General Provident Fund Liability	31,867.68	29,247.22
PPE Adjustment	-	7.06
GPF Pension and Gratuity Liability	12,077.45	11,980.13
Interest Accrued but not Due on Borrowings	2,297.50	1,667.05
Total	9,37,694.15	7,89,256.11

*Note:- Details of Current Maturity of Long Term Borrowings is annexed with this Note. (Refer Annexure to Note - 16)





MADHYANCHAL VIDYUT VITRAN NIGAM LIMITED
4-A , GOKHLE MARG LUCKNOW
CIN: U31200UP2003SGC027459

CURRENT MATURITY OF LONG TERM BORROWINGS

Annexure to Note-16

Particulars	(Rupees in Lakhs)			
	As at 31.03.2020		As at 31.03.2019	
SECURED LOANS				
(i) Power Finance Corporation Ltd. (R - APDRP) (Secured against hypothecation of New Created Assets)		4,973.12		4,873.31
(ii) Rural Electrification Corporation Ltd. (APDRP) (Secured against hypothecation of New Created Assets)		-		217.79
(iii) Rural Electrification Corporation Ltd. (R-APDRP) (Secured against hypothecation of New Created Assets)		2,972.71		2,601.31
(iv) Bonds				
9.75% Rated Bonds 05.12.17	11,441.18		8,580.88	
10.15% Rated Bonds 27.03.18	15,620.00		7,810.00	
8.97% Rated Bonds 17.02.17	18,284.29		-	
8.48% Rated Bonds 27.03.17	10,122.86	55,468.33	-	16,390.88
Total		63,414.16		24,083.29
UNSECURED LOANS				
<u>Loan by UPPCL on behalf of MVVNL</u>				
(i) REC Transitional (Guaranteed by Govt. of UP)		29,576.62		10,704.29
(ii) PFC Transitional (Guaranteed by Govt. of UP)		22,990.31		13,623.34
(iii) Bonds				
9.70 % Rated Bonds 30.03.17		478.16		-
Total		53,045.09		24,327.63
Grand Total		1,16,459.25		48,410.92

Asf

31/3/2020

OMP

S. J. M.





MADHYANCHAL VIDYUT VITRAN NIGAM LIMITED
4-A , GOKHLE MARG LUCKNOW
CIN: U31200UP2003SGC027459

NOTE - 17

REVENUE FROM OPERATIONS

(Rupees in Lakhs)

Particulars	For the Year ended on 31.03.2020	For the Year ended on 31.03.2019
Sale of Power		
Extra State Consumers	1,455.38	2,270.45
PPE Adjustment	-	(22.80)
	1,455.38	2,247.65
Large Supply Consumers		
Industrial	2,34,691.09	1,84,522.61
Traction	2,429.72	13,965.36
PPE Adjustment	-	354.80
Irrigation	8,135.93	6,232.69
Public Water Work	27,321.08	28,189.62
	2,72,577.82	2,33,265.08
Small & Other Consumers		
Domestic	5,40,115.25	4,26,284.11
PPE Adjustment	-	899.51
Commercial	1,53,381.62	1,40,242.77
Industrial Low & Medium Voltage	44,408.14	37,053.24
Public Lighting	20,812.26	24,912.00
STW & Pump Canal	71,434.31	46,646.32
PTW & Sewage Pumping	32,282.54	27,287.08
Miscellaneous Charges from Consumers	29,179.26	48,766.29
Energy internally consumed	24,907.60	16,595.93
	9,16,520.98	7,68,687.25
Sub Total	11,90,554.18	10,04,199.98
Add: Electricity Duty	67,466.08	61,338.43
Gross Sale of Power	12,58,020.26	10,65,538.41
Less: Electricity Duty	67,466.08	59,243.06
Net Sale of Power	11,90,554.18	10,06,295.35

NOTE - 18

OTHER INCOME

(Rupees in Lakhs)

Particulars	For the Year ended on 31.03.2020	For the Year ended on 31.03.2019
(A) Revenue Subsidies & Grants		
Revenue Subsidy	1,66,270.16	2,45,457.62
RE Subsidy	22,368.18	24,572.95
Subsidy for Repayment of Loan	2,700.85	2,321.84
Subsidy for Repayment of Interest on Loan	5,646.59	3,672.39
Subsidy for Operational Losses	44,736.49	18,361.68
	2,41,722.27	2,94,386.48
(B) Interest from :		
Loans to Staff	-	0.02
Fixed Deposits	1,331.65	595.99
Others	1,147.21	979.61
	2,478.86	1,575.62
(C) Delayed Payment Charges from Consumers	25,513.09	79,032.84
(D) Other Non-Operating Income		
Income from Contractors/Suppliers	690.47	1,542.32
PPE Adjustment	-	(393.88)
Rental from Staff	2.71	3.00
Miscellaneous Receipts	1,810.37	351.90
	2,503.55	1,503.34
(E) Excess found in Physical Verification of Stock	-	0.55
Total	2,72,217.77	3,76,498.83



Asf

Shikhar

COO

Sign



MADHYANCHAL VIDYUT VITRAN NIGAM LIMITED
4-A , GOKHLE MARG LUCKNOW
CIN: U31200UP2003SGC027459

NOTE - 19

COST OF POWER PURCHASE

(Rupees in Lakhs)

Particulars	For the Year ended on 31.03.2020	For the Year ended on 31.03.2019
Power Purchased from UPPCL	11,72,514.37	11,66,519.40
Transmission Charges to UPPTCL	67,556.73	43,784.15
Total	12,40,071.10	12,10,303.55

NOTE - 20

EMPLOYEES BENEFIT EXPENSES

(Rupees in Lakhs)

Particulars	For the Year ended on 31.03.2020	For the Year ended on 31.03.2019
Salaries & Allowances	42,731.88	39,549.25
PPE Adjustment	-	23.03
Dearness Allowance	6,633.65	4,106.42
Other Allowances	3,148.33	2,314.90
Bonus/ Ex-gratia	135.75	319.06
Medical Expenses (Re-imbursement)	561.10	713.28
Earned Leave Encashment	2,170.74	6,183.65
Compensation	49.89	11.55
Staff Welfare Expenses	1.83	4.75
Pension & Gratuity	14,324.62	4,636.92
Interest on General Provident Fund	2,287.55	2,192.69
Interest on Contributory Provident Fund	76.53	69.72
Other Terminal Benefits	3,890.14	2,368.07
Expenses allocated by UPPCL	3,459.20	-
Sub Total	79,471.21	62,493.29
Less - Expenses Capitalised	43,304.07	32,729.20
Total	36,167.14	29,764.09





MADHYANCHAL VIDYUT VITRAN NIGAM LIMITED
4-A , GOKHLE MARG LUCKNOW
CIN: U31200UP2003SGC027459

NOTE - 21

FINANCE COST

(Rupees in Lakhs)

Particulars	For the Year ended on 31.03.2020		For the Year ended on 31.03.2019	
<u>Interest on Loans</u>				
PFC	28,637.13		21,145.72	
REC	28,092.59		15,411.55	
PPE Adjustment	-		9,871.07	
GOUP	1,333.39		654.87	
Banks	-		606.67	
Working Capital	1,069.28	59,132.39	1,846.52	49,536.40
Interest to Consumers		2,852.95		1,513.31
Interest on Bonds		58,205.72		59,201.53
<u>Other borrowing costs</u>				
Finance Charges	38.77		0.01	
Guarantee Charges	0.07		0.16	
Bank Charges	269.10	307.94	139.76	139.93
Sub Total		1,20,499.00		1,10,391.17
<u>Less - Interest Capitalised</u>		9,390.72		9,871.07
Total		1,11,108.28		1,00,520.10

NOTE - 22

DEPRECIATION AND AMORTIZATION EXPENSES

(Rupees in Lakhs)

Particulars	For the Year ended on 31.03.2020		For the Year ended on 31.03.2019	
<u>Depreciation</u>				
Buildings	369.53		332.28	
Other Civil Works	26.92		26.92	
Plant & Machinery	18,849.67		16,350.92	
Lines, Cable Network etc.	26,858.58		19,889.29	
Vehicles	2.02		51.66	
Furniture & Fixtures	80.66		71.93	
Office Equipments	1,578.56	47,765.94	1,250.90	37,973.90
Less - Equivalent amount of Dep. on Assets acquired against Consumers' Contributions towards Service Line and other charges		18,350.93		15,247.89
Total		29,415.01		22,726.01



5/12/2019

CPA

Signed



MADHYANCHAL VIDYUT VITRAN NIGAM LIMITED
4-A , GOKHLE MARG LUCKNOW
CIN: U31200UP2003SGC027459

NOTE - 23

ADMINISTRATIVE, GENERAL & OTHER EXPENSES

(Rupees in Lakhs)

Particulars	For the Year ended on 31.03.2020	For the Year ended on 31.03.2019
Rent	21.56	45.10
Insurance	32.90	90.27
Communication Charges	660.23	713.79
Legal Charges	280.09	164.98
Audit Fee	49.49	42.80
Consultancy Charges	400.55	978.35
Technical Fees & Professional Charges	230.43	122.55
Travelling and Conveyance	833.77	580.35
Printing and Stationery	335.00	303.17
Advertisement Expenses	303.43	296.87
Electricity Charges	24,907.60	16,595.93
PPE Adjustment	-	899.51
Water Charges	57.37	5.19
Expenditure on Trust	-	50.54
Payment to contractual personnel	5,926.63	2,458.43
Expenses on Spot Billing Centre	20,554.77	14,208.05
Vehicles Expenses	1,655.47	219.30
Miscellaneous Expenses	2,872.14	2,472.33
Compensation (Other than staff)	1,321.44	732.02
Expenses allocated by UPPCL	606.69	-
Total	61,049.56	40,979.53

NOTE - 24

REPAIRS AND MAINTENANCE

(Rupees in Lakhs)

Particulars	For the Year ended on 31.03.2020	For the Year ended on 31.03.2019
Plant & Machinery	6,485.78	13,172.66
PPE Adjustment	-	(1,910.45)
Buildings	226.72	293.05
Other Civil Works	154.66	135.07
Lines, Cables Networks, etc.	30,418.69	30,781.67
Furniture & Fixtures	6.15	0.60
Office Equipments	165.51	81.86
Expenses allocated by UPPCL	80.53	-
Total	37,538.04	42,554.46

NOTE - 25

BAD DEBTS & PROVISIONS

(Rupees in Lakhs)

Particulars	For the Year ended on 31.03.2020	For the Year ended on 31.03.2019
Provisions		
Doubtful Debts (Sale of Power)	13,422.14	16,544.82
Total	13,422.14	16,544.82



Handwritten signatures and dates: 34/3/2019, 34/3/2020, and a signature.

**MADHYANCHAL VIDYUT VITRAN NIGAM LIMITED**

4-A, GOKHLE MARG LUCKNOW

CIN: U31200UP2003SGC027459

STATEMENT OF CASH FLOW

(Rupees in Lakhs)

Particulars	2019-20	2018-19
A CASH FLOW FROM OPERATING ACTIVITIES		
Net Loss Before Taxation & Extraordinary Items	(65,999.32)	(80,598.38)
Adjustment For:		
a Depreciation	29,415.01	22,726.01
b Interest & Financial Charges	1,11,108.28	1,00,520.10
c Bad Debts & Other Provision	13,422.14	16,544.82
d Interest Income	(2,478.86)	(1,575.62)
e Prior Period Adjustment (Net)	-	(4,499.69)
Sub Total	1,51,466.57	1,33,715.62
Operating Profit Before Working Capital Changes	85,467.25	53,117.24
Adjustment For:		
a Stores & Spares	11,011.22	(20,759.92)
b Trade Receivable	(2,68,442.85)	(3,26,969.43)
c Other Current Assets	(76,817.64)	63,896.55
d Other Current Liab.	1,48,438.04	90,207.02
e Short-Term Borrowings	-	-
f Trade Payable	2,13,907.84	2,43,475.23
Sub Total	28,096.61	49,849.45
NET CASH FROM OPERATING ACTIVITIES (A)	1,13,563.86	1,02,966.69
B CASH FLOW FROM INVESTING ACTIVITIES		
a Decrease / (Increase) in Fixed Assets	(3,32,953.20)	(2,42,931.53)
b Decrease / (Increase) in Work in Progress	1,44,863.34	(2,03,472.59)
c (Increase) / Decrease in Investments	-	-
d Decrease / (Increase) in Other Non Current Assets	-	-
e Decrease / (Increase) in Restructuring A/c	-	-
f Decrease / (Increase) in Long Term Loans & Advances	-	-
g Interest Income	2,478.86	1,575.62
NET CASH GENERATED FROM INVESTING ACTIVITIES (B)	(1,85,611.00)	(4,44,828.50)
C CASH FLOW FROM FINANCING ACTIVITIES		
a Proceeds from Borrowings	(42,779.17)	35,733.73
b Proceeds from Share Capital	4,88,716.05	1,85,425.79
c Proceeds from Share Application Money	(4,03,198.71)	64,498.43
d Proceeds from GoUP Subsidy and Consumer Contribution	1,24,861.05	1,29,570.72
e Other long term liabilities	1,165.50	3,894.67
f Interest & Financial Charges	(1,11,108.28)	(1,00,520.10)
g Accumulated losses as per transfer Scheme	-	-
NET CASH GENERATED FROM FINANCING ACTIVITIES (C)	57,656.44	3,18,603.24
NET INCREASE / (DECREASE) IN CASH & BANK BALANCE (A+B+C)	(14,390.70)	(23,258.57)
CASH & BANK BALANCE AT THE BEGINNING OF THE YEAR	1,21,552.13	1,44,810.70
CASH & BANK BALANCE AT THE END OF THE YEAR	1,07,161.43	1,21,552.13


Notes to the Statement of Cash Flow

- This Statement has been prepared under indirect method as prescribed by Ind AS 7.
- Cash and cash equivalent consists of cash in hand, bank balances with scheduled banks and fixed deposits
- The figures in this statement have been rounded off to the rupees in lakhs up to two decimals.
- Previous year figures have been regrouped and restated wherever considered necessary.

(Abha Sethi Tandon) (Dr. Uma Kant Yadav)
 Acting Company Secretary General Manager (F&A)
 MVVNL, Lucknow MVVNL, Lucknow
 M.No.: F673

(Mahesh Chandra Pal)
 Director (Finance)
 MVVNL, Lucknow
 DIN: 08766010

(Surya Pal Gangwar)
 Managing Director
 MVVNL, Lucknow
 DIN: 07082538



As per our separate report of Revenue
 For Avani K. Rastogi & Associates
 Chartered Accountants

Signature

Ashish Tripathi
 (Partner)

Membership No.: 422021

250121

MADHYANCHAL VIDYUT VITRAN NIGAM LIMITED

4-A, GOKHALE MARG, LUCKNOW

CIN – U31200UP2003SGC027459

NOTE No.1A

GENERAL INFORMATION AND SIGNIFICANT ACCOUNTING POLICIES

1. REPORTING ENTITY

- (a) The Company is a wholly owned subsidiary of U. P. Power Corporation Limited, Lucknow (A state govt. Company) domiciled in India and is engaged in the distribution of electricity in its specified area.
- (b) The Company was incorporated under the Companies Act, 1956 on 01-05-2003 and commenced the business operation of w.e.f. 12-08-2003 in terms of Government of Uttar Pradesh Notification No. 2740/P-1/2003-24-14P/2003 dated 12-08-2003. The address of the Company's registered office is 4-A, Gokhle Marg, Lucknow, Uttar Pradesh – 226001.

2. GENERAL/BASIS OF PREPARATION

- (a) The financial statements are prepared in accordance with the applicable provisions of the Companies Act, 2013. However where there is a deviation from the provisions of the Companies Act, 2013 in preparation of these accounts, the corresponding provisions of Electricity (Supply) Annual Accounts Rules 1985 have been adopted.
- (b) The accounts are prepared under historical cost convention, on accrual basis, unless stated otherwise in pursuance of Ind AS, and on accounting assumption of going concern.
- (c) Insurance and Other Claims, Refund of Custom Duty, Interest on Income Tax & Trade Tax and Interest on loans to staff are accounted for on receipt basis after the recovery of principal in full.
- (d) **Statement of compliance**

The financial statements are prepared on accrual basis of accounting, unless stated otherwise, and comply with the Indian Accounting Standards (Ind AS) notified under the Companies (Indian Accounting Standards) Rules, 2015 and subsequent amendments thereto, the Companies Act, 2013 (to the extent notified and applicable), applicable provisions of the companies Act, 1956, and the provisions of the Electricity Act, 2003 to the extent applicable.

These financial statements were authorized by Board of Directors on 21.01.2021.

- (e) **Functional and presentation currency**

The financial statements are prepared in Indian Rupee which is the Company's functional currency. All financial information presented in Indian rupees has been rounded to the nearest rupees in lakhs (up to two decimals), except as stated otherwise.

- (f) **Use of estimates and management judgments**

The preparation of financial statements require management to make judgements, estimates and assumptions that may impact the application of accounting policies and the reported value of assets, liabilities, income, expenses and related disclosures concerning the items involved as well as contingent Assets and Liabilities at the balance date. The estimates and management's judgements are based on previous experience and other factor considered reasonable and prudent in the circumstances. Actual results may differ for this estimate.

Estimates and underlying assumptions are reviewed as on ongoing basis. Revisions to accounting estimates are recognised in the period in which the estimate are reviewed and if any future periods affected.

- (g) **Current and non-current classification**

The Company presents assets and liabilities in the balance sheet based on current/non-current classification.

An asset is current when it is:

- Expected to be realized or intended to sold or consumed in normal operating cycle;
- Held primarily for the purpose of trading;
- Expected to be realized within twelve months after the reporting period; or



- Cash or cash equivalent unless restricted from being exchanged or used to settle a liability for the last twelve months after the reporting period.

All other assets are classified as non-current.

A liability is current when:

- It is expected to be settled in normal operating cycle;
- It is held primarily for the purpose of trading;
- It is due to be settled within twelve months after the reporting period; or
- There is no unconditional right to defer settlement of the liability for at least twelve months after the reporting period.

All other liabilities are classified as non-current.

3. SIGNIFICANT ACCOUNTING POLICIES

I PROPERTY, PLANT AND EQUIPMENT

- Property, Plant and Equipment are shown at historical cost less accumulated depreciation.
- All cost relating to the acquisition and installation of Property, Plant and Equipment till the date of commissioning are capitalized.
- Consumer Contribution, Grants and Subsidies received towards cost of capital assets are treated initially as capital reserve and subsequently amortized in the proportion in which depreciation on related asset is charged.
- In the case of commissioned assets, where final settlement of bills with the contractor is yet to be affected, capitalization is done, subject to necessary adjustment in the year of final settlement.
- Due to multiplicity of functional units as well as multiplicity of functions at particular unit, Employees cost to capital works are capitalized @ 15% on deposit works, 13.50% on distribution works and @ 9.5% on other works on the amount of total expenditure.
- Borrowing cost during construction stage of capital assets are capitalized as per provisions of Ind AS-23.

II CAPITAL WORK-IN-PROGRESS

Property, Plant and Equipment, those are not yet ready for their intended use are carried at cost under Capital Work-In-Progress, comprising direct costs, related incidental expenses and attributable interest. The value of construction stores is charged to capital work-in-progress as and when the material is issued. The material at the year-end lying at the work site is treated as part of capital work-in-progress.

III INTANGIBLE ASSETS

Intangible assets are measured on initial recognition at cost. Subsequently the intangible assets are carried at cost less accumulated amortization/accumulated impairment losses. The amortization has been charged over its useful life in accordance with Ind AS-38.

An intangible asset is derecognized on disposal or when no future economic benefits are expected from its use.

IV DEPRECIATION

- Depreciation is charged on Straight Line Method as per schedule II of the Companies Act 2013.
- Depreciation on addition to / deduction from Property, Plant and Equipment during the year is charged on Pro rata basis.
- Property, Plant and Equipment are depreciated up to 95% of the original cost except in case of temporary erections/construction where 100% depreciation is charged.

V STORES & SPARES

- Stores and spares are valued at cost.
- As per practice consistently following by the Company, Scrap is accounted for as and when sold.
- Any shortage /excess of material found during the year end are shown as "material short/excess pending investigation" till the finalization of investigation.



VI REVENUE/ EXPENDITURE RECOGNITION

- (a) Revenue from sale of energy is accounted for on accrual basis.
- (b) Late payment surcharge recoverable from consumer on energy bills is accounted for on cash basis due to uncertainty of realisation.
- (c) The sale of electricity does not include electricity duty payable to the State Government.
- (d) Sale of energy is accounted for based on tariff rates approved by U.P. Electricity Regulatory Commission.
- (e) In case of detection of theft of energy, the consumer is billed on laid down norms as specified in Electricity Supply Code.
- (f) Penal interest, overdue interest, commitment charges restructuring charges and incentive/rebates on loans are accounted for on cash basis after final ascertainment.

VIII POWER PURCHASE

Power purchase is accounted for in the books of Corporation as below.

- (a) The Bulk purchase of power is made available by the holding company (U.P. Power Corporation Limited) and the cost of Power Purchase is accounted for on accrual basis at the rates approved/bills raised by UPPCL.
- (b) Transmission charges are accounted for on accrual basis on raised by the U.P. Power Transmission Corporation Limited at the rates approved by UPERC.

IX EMPLOYEE BENEFITS

- (a) Liability for Pension & Gratuity in respect of employees has been determined on the basis of actuarial valuation and has been accounted for on accrual basis.
- (b) Medical benefits and LTC are accounted for on the basis of claims received and approved during the year.
- (c) Leave encashment has been accounted for on accrual basis.

X PROVISIONS, CONTINGENT LIABILITIES AND CONTINGENT ASSETS

- (a) Accounting of the Provisions is made on the basis of estimated expenditures to the extent possible as required to settle the present obligations.
- (b) Contingent assets and liabilities are disclosed in the Notes on Accounts.
- (c) The contingent assets of unrealizable income are not recognized.

XI GOVERNMENT GRANT, SUBSIDIES AND CONSUMER CONTRIBUTIONS

Government Grants (including Subsidies) are recognised when there is reasonable assurance that it will be received and the Company will comply the conditions attached, if any, to the grant. The amount of Grant, Subsidies and Loans are received from the State Government by the UPPCL centrally, being the Holding Company and distributed by the Holding Company to the DISCOMS.

Consumer Contributions, Grants and Subsidies received towards cost of capital assets are treated initially as capital reserve and subsequently amortized in the proportion in which depreciation on related asset is charged.

XII FOREIGN CURRENCY TRANSACTIONS

Foreign Currency transactions are accounted at the exchange rates prevailing on the date of transaction. Gains and losses, if any, as at the year-end in respect of monetary assets and liabilities are recognized in the Statement of Profit and Loss.

XIII DEFERRED TAX LIABILITY

Deferred tax liability of Income Tax (reflecting the tax effects of timing difference between accounting income and taxable income for the period) is provided on the profitability of the Company and no provision is made in case of current loss and past accumulated losses as per Para 34 of Ind AS 12 "Income Taxes".

XIV CASH FLOW STATEMENT

Cash Flow Statement is prepared in accordance with the indirect method prescribed in Ind AS-7 'Statement of Cash Flow'.



ASP

5/11/2018

ROP

Sym

XV FINANCIAL ASSETS

Initial recognition and measurement:

Financial assets of the Company comprise, Cash & Cash Equivalents, Bank Balances, Trade Receivable, Advance to Contractors, Advance to Employees, Security Deposits, Claim recoverable etc. The Financial assets are recognized when the company becomes a party to the contractual provisions of the instrument.

All the Financial Assets are recognized initially at fair value plus transaction cost that are attributable to the acquisition or issue of the financial assets as the company purchase/acquire the same on arm length price and the arm length price is the price on which the assets can be exchanged.

Subsequent Measurement:

A- **Debt Instrument:** - A debt instrument is measured at the amortized cost in accordance with Ind AS 109.

B- **Equity Instrument:** - All equity investments in entities are measured at fair value through P & L (FVTPL) as the same is not held for trading.

Impairment on Financial Assets- Expected credit loss or provisions are recognized for all financial assets subsequent to initial recognition. The impairment losses and reversals are recognized in Statement of Profit & Loss.

XVI FINANCIAL LIABILITIES

Initial recognition and measurement:

Financial liabilities are recognized when the Company becomes a party to the contractual provisions of the instruments. All the financial liabilities are recognized initially at fair value. The Company's financial liabilities include trade payables, borrowings and other payables.

Subsequent Measurement:

Borrowings have been measured at fair value using effective interest rate (EIR) method. Effective interest rate method is a method of calculating the amortized cost of a financial instrument and of allocating interest and other expenses over the relevant period. Since each borrowing has its own separate rate of interest and risk, therefore the rate of interest at which they are existing is treated as EIR. Trade and other payables are shown at contractual value.

A financial liability is derecognized when the obligation specified in the contract is discharged, cancelled or expired.

XVII MATERIAL PRIOR PERIOD ERRORS

Material prior period errors are corrected retrospectively by restating the comparative amount for the prior periods presented in which the error occurred. If the error occurred before the earliest period presented, the opening balance of assets, liabilities and equity for the earliest period presented, are restated.

(Abha Sethi Tandon)
Acting Company Secretary
MVVNL, Lucknow
M.No.: F6733

(Dr. Uma Kant Yadav)
General Manager (F&A)
MVVNL, Lucknow

(Mahesh Chandra Pal)
Director (Finance)
MVVNL, Lucknow
DIN: 08766010

(Surya Pal Gangwar)
Managing Director
MVVNL, Lucknow
DIN: 07082538



250121

As per our separate report of even date
For Avanish K. Rastogi & Associates
Chartered Accountants

Ashish Tripathi
(Partner)
Membership No:- 422021



MADHYANCHAL VIDYUT VITRAN NIGAM LIMITED
4-A GOKHLEY MARG LUCKNOW
CIN-U31200UP2003SGC027459

NOTE No.1B

Notes on Accounts annexed to and forming part of Balance Sheet as at 31st March 2020 and Statement of Profit & Loss for the year ended on that date.

1. The Company was incorporated under the Companies Act 1956 on 01.05.2003, and commenced the business operation w.e.f. 12.8.2003 in terms of Government of U.P. Notification No. 2740/P-1/2003-24-14P/2003 dated 12.8.2003.
2. The Company is a wholly owned subsidiary of U.P. Power Corporation Limited, Lucknow (a State Government Company) and is engaged in the business of distribution of electricity in its specified area.
3. **Financial Risk Management**

The company's principal financial liabilities comprise loans and borrowings, trade payables and other payables. The main purpose of these financial liabilities is to finance the Company's operations. The Company's principal financial assets include borrowings/advances, trade & other receivables and cash that are derived directly from its operations.

The group is exposed to the following risks from its use of financial instruments:

- (a) **Credit Risk:** Credit risk is the risk of financial loss to the Company if a customer or counter party to a financial instrument fails to meet its contractual obligation resulting in a financial loss to the Company. Credit risk arises principally from cash & cash equivalents and deposits with banks and financial institutions. In order to manage the risk, company accepts only high rated banks/FIs.
- (b) **Market Risk:** Market risk is the risk that changes in market prices, such as foreign exchange rates and interest rates will affect the Company's income/loss. The objective of market risk management is to manage and control market risk exposure within acceptable parameters, while optimizing the return. The Company has no material foreign currency transaction hence there is no Market Risk w.r.t foreign currency translation.
- (c) **Liquidity Risk:** Liquidity risk is the risk that the Company will encounter difficulty in meeting the obligations associated with its financial liabilities that are settled by delivering cash or other financial assets. The Company's approach to managing liquidity is to ensure, as far as possible, that it will always have sufficient liquidity to meet its liabilities when due, under both normal and stressed condition, without incurring unacceptable losses or risking damage to the company's



AS

5/5/2020/169

CPB

Sign

reputation. The Company manages liquidity risk by maintaining adequate FI/Bank facilities and reserve borrowing facilities by continuously monitoring, forecasting the actual cash flows and matching the maturity profile of financial assets and liabilities.

- (d) **Regulatory Risk:** The Company's substantial operations are subjects to regulatory interventions, introductions of new laws and regulations including changes in competitive framework. The rapidly changing regulatory landscape poses a risk to the Company.

Regulations are framed by State Regulatory Commission as regard to Standard of Performance for utilities, Terms & Conditions for determination of tariff, obligation of Renewable Energy purchase, grant of open Access, Deviation Settlement Mechanism, Power Market Regulations etc. Moreover, the State/Central Government are notifying various guidelines and policy for growth of the sector. These Policies/Regulations are modified from time to time based on need and development in the sector. Hence the policy/regulation is not restricted only to compliance but also has implications for operational performance of utilities, return of Equity, Revenue, competitiveness, and scope of supply.

To protect the interest of utilities, State Utilities are actively participating while framing of Regulations. ARR is regularly filed to UPERC considering the effect of change, increase/decrease, of power purchase cost and other expenses in deciding the Tariff of Sales of to ultimate consumers.

- (e) **Interest Rate Risk:** The Company is exposed to interest rate risk arising from borrowing with floating rates because the cash flows associated with floating rate borrowings will fluctuate with changes in interest rates. The company manages the interest rate risks by entering into different kind of loan arrangements with varied terms (e.g. Rate of interest, tenure, etc.)

At the reporting date the interest rate profile of the Company's interest-bearing financial instruments are as under:

(Amount in Lakhs)		
<u>Particulars</u>	<u>31.03.2020</u>	<u>31.03.2019</u>
<u>Financial Assets</u>		
Fixed Interest Rate Instruments- Deposits with Bank	10,355.99	9,607.02
Total	10,355.99	9,607.02
<u>Financial Liabilities</u>		
Fixed Interest Rate Instruments- Financial Instrument Loans	12,51,240.58	12,25,971.42
Variable Interest Rate Instruments- Cash Credit from Banks	0.00	0.00
Total	12,51,240.58	12,25,971.42



Fair value sensitivity analysis for fixed-rate instruments

The company's fixed rate instruments are carried at amortized cost. They are therefore not subject to interest rate risk, since neither the carrying amount nor the future cash flows will fluctuate because of a change in market interest rates.

4. **Capital Management:** The Company's objective when managing capital is to safeguard its ability to continue as a going concern, so that it can continue to provide returns for shareholders and benefits for other stakeholders and maintain an appropriate capital structure of debt and equity.

The Company is wholly owned by the Uttar Pradesh Power Corporation Limited and the decision to transferring the share application money for issuing the shares is lay solely with Uttar Pradesh Power Corporation Limited. The Company acts on the instruction and orders of the Uttar Pradesh Power Corporation Limited to comply with the statutory requirements.

The debt portion of capital structure is funded by the various banks, FIs and other institutions as per requirement of the company.

5. The Equity includes 500 Equity Shares of Rs. 1000 each allotted to the subscribers of the Memorandum of Association and shown separately in Balance Sheet.

6. The loan taken by the Company during the financial year amounting to Rs. 1,64,961.50 Lakh, out of which Rs. 81,961.50 Lakh is taken directly and Rs. 83,000.00 Lakh is taken by Parent Company i.e. UPPCL for and on behalf of MVVNL as per details given below:-

S. No.	Particulars	(Amount in Lakhs)		
		MVVNL	UPPCL	Total
1	REC Ltd	56,147.20	34,500.00	90,647.20
2	PFC Ltd	25,814.30	48,500.00	74,314.30
	Total	81,961.50	83,000.00	1,64,961.50

7. The Board of Directors of Madhyanchal Vidyut Vitran Nigam Limited has escrowed all the Revenue Receipt Accounts in favor of U.P. Power Corporation Limited, Lucknow. The Parent Company has been further authorized to escrow those revenue accounts for raising or borrowing the funds for & on behalf of Madhyanchal Vidyut Vitran Nigam Limited for all necessary present and future financial needs including Power Purchases obligation.
8. Accounting entries of Inter Unit transactions after reconciliation have been incorporated in the current year. Reconciliation of outstanding balances is under progress and will be accounted for in coming year.

AS

31/12/14

CP

Singh



9. Disclosure as per Ind AS 24 issued (Related Party): -

(1) List of related parties:

(a) List of Parent and Fellow Subsidiary: -

S. No.	Name	Nature of Relationship
1	Uttar Pradesh Power Corporation Limited	Parent
2	Dakshinanchal Vidyut Vitran Nigam Limited, Agra	Fellow Subsidiary
3	Purvanchal Vidyut Vitran Nigam Limited, Varanasi	Fellow Subsidiary
4	Paschimanchal Vidyut Vitran Nigam Limited, Meerut	Fellow Subsidiary
5	KESCO, Kanpur	Fellow Subsidiary
6	Southern Power Transmission Corporation Limited	Fellow Subsidiary

(b) Key Managerial Personnel: -

(i) Parent Company: -

S. No.	Name & DIN	Designation	Working Period (FY 2019-20)	
			Appointment	Retirement/ Cessation
1	Sri. Alok Kumar (06517942)	Chief Secretary (Energy) and Chairman	20.05.2017	09.11.2019
	Sri. Arvind Kumar (01634887)		09.11.2019	Working
2	Smt. Aparna U. (06523278)	Managing Director	26.10.2017	05.11.2019
	Sri. M. Devraj (08677754)		05.11.2019	Working
3	Sri. Sudhanshu Dwivedi (06533235)	Director (Finance)	30.06.2016	30.06.2019
	Sri. Sudhir Arya (05135780)		06.08.2019	Working
4	Sri. Satya Prakash Pandey (07581307)	Director (PM & A)	01.07.2016	02.06.2019
	Sri. A. K. Purwar (08544396)		10.07.2019	Working
5	Sri. Vijai Kumar (08051813)	Director (Distribution)	06.01.2018	Working
6	Sri. Vinay Prakash Srivastava (08051823)	Director (Corporate Planning)	04.01.2018	Working
7	Sri. Ashok Kumar Srivastava (08189765)	Director (Commercial)	27.06.2018	Working
8	Dr. Senthil Pandian C. (08235586)	Managing Director, UPPTCL	10.09.2018	Working
9	Sri. Neel Ratan Kumar, Special Seceratory (Finance) (03616458)	Part time Director, Finance Department	16.04.2013	Working
10	Smt. Manju Shankar (03547276)	Part time Director, Bureau of Public Enterprises	10.12.2015	31.12.2019
11	Sri. Pramendra Nath Sahay	Chief Financial Officer	14.11.2018	04.03.2020
	Sri. Anil Kumar Awasthi		05.03.2020	Working
12	Sri. Pradeep Soni	Company Secretary	01.08.2017	17.03.2020
	Km. Niharika Gupta		18.03.2020	Working

Asf

341224148

CPD

Signed



(ii) Madhyanchal Vidyut Vitran Nigam Ltd: -

S. No.	Name	Designation	Working Period (for FY 2019-20)	
			Appointment	Retirement/ Cessation
1	Sri. Alok Kumar (06517942)	Chief Secretary (Energy) and Chairman	20.05.2017	09.11.2019
	Sri. Arvind Kumar (01634887)		09.11.2019	Working
2	Sri Sanjay Goyal (06738413)	Managing Director	05.04.2018	03.01.2020
	Sri Surya Pal Gangwar (07082538)		03.01.2020	Working
3	Sri Rakesh Kumar (07565091)	Director (Finance)	31.12.2016	31.12.2019
	Sri Vibhu Prasad Mahapatra (01368109)		01.01.2020	29.02.2020
	Sri. Mahesh Chandra Pal (08766010)		29.02.2020	Working
4	Sri Subh Chand Jha (07908701)	Director (PM & A)	21.06.2017	31.03.2020
5	Sri Sudhir Kumar Singh (08387334)	Director (Tech.)	03-09-2018	Working
6	Sri Brahm Pal (08332241)	Director (Comm)	29-06-2018	Working
7	Dr. Senthil Pandian C. (08235586)	Nominee Director	10-09-2018	Working
8	Smt. Aparna U. (06523278)	Nominee Director	26.10.2017	05.11.2019
9	Sri. M. Devraj (08677754)	Nominee Director	05.11.2019	Working
10	Sri. Sudhanshu Dwivedi (06533235)	Nominee Director	30.06.2016	30-06-2019
11	Sri. Sudhir Arya (05135780)	Nominee Director	06.08.2019	Working
12	Dr. Umakant Yadav	CFO	05.09.2017	Working
13	Smt Neetu Arora Tandon	Company Secretary	10.09.2015	Working

(c) The Company is a State Public Sector Undertaking (SPSU) controlled by State Government by holding majority of shares through its associate company. Pursuant to Paragraph 25 & 26 of Ind AS 24, entities over which the same government has control or joint control, or significant influence, then the reporting entity and other entities shall be regarded as related parties. The Company has applied the exemption available for Government related entities and has made limited disclosures in the financial statements. Such entities which company has significant transactions includes, but not limited to, UP Power transmission corporation Limited, Uttar Pradesh Rajya Utpadan Nigam Limited and Uttar Pradesh Jal Vidyut Nigam Limited.

(d) Post-Employment Benefit Plan: -
Uttar Pradesh Power Sector Employees Trust



34/12/2019

[Signature]

[Signature]

(2) Transactions with Related Parties: -

(a) Transactions during the year with Parent and Fellow Subsidiary: -

(Amount in Lakhs)

Particulars	Uttar Pradesh Power Corporation Limited		KESCO		Dakshinanchal vidyut vitran nigan limited		Paschimanchal Vidyut Vitran Nigan Limited		Purvanchal Vidyut Vitran Nigan Limited	
	2019-20	2018-19	2019-20	2018-19	2019-20	2018-19	2019-20	2018-19	2019-20	2018-19
i) Sales	-	-	-	-	-	-	-	-	-	-
ii) Purchase	1172514.37	1166519.4	-	-	-	-	-	-	-	-
iii) Dividend Received	-	-	-	-	-	-	-	-	-	-
iv) Equity Contribution Received	85517.34	249924.22	-	-	-	-	-	-	-	-
v) Loans Granted	-	-	-	-	-	-	-	-	-	-
vi) Guarantee Received	-	-	-	-	-	-	-	-	-	-
vii) Others (net)	-	-	-	-	24.26	1.81	0.06	(3.31)	84.09	-

(b) Transactions with Key Managerial Persons – Remuneration and benefits paid to key managerial personnel of Madhyanchal Vidyut Vitran Nigan Limited are as follows :-

(Amount in Lakhs)

Particulars	FY 2019-20	FY 2018-19
Salary & Allowances	126.11	140.24
Leave Encashment	26.60	22.36
Contribution to Gratuity /Pension/PF	20.60	22.29

(c) Transactions with related parties under the control of same government

(Amount in Lakhs)

S. No.	Name of the company	Nature of Transactions	FY 2019-20	FY 2018-19
1	Uttar Pradesh Power Transmission Corporation Limited	Power Transmission Cost	67556.73	43784.15
2	U P Power Sector Employee Trust	Employee benefit contributions (net)	(3,692.08)	(1,997.54)



(d) Outstanding Balances with related parties: -

Particulars	(Amount in Lakhs)	
	Balances as on 31.03.2020	Balances as on 31.03.2019
Amount Payable towards loans : -		
Uttar Pradesh Power Corporation Limited	(91,323.76)	(95,759.93)
KESCO	NIL	NIL
Dakshinanchal Vidyut Vitran Nigam Limited	NIL	NIL
Paschimanchal Vidyut Vitran Nigam Limited	NIL	NIL
Purvanchal Vidyut Vitran Nigam Limited	NIL	NIL
Key Managerial Personnel	NIL	NIL
Others		
Uttar Pradesh Power Transmission Corporation Limited	NIL	NIL
Uttar Pradesh Rajya Vidyut Utpadan Nigam Limited	NIL	NIL
Uttar Pradesh Jal Vidyut Utpadan Nigam Limited	NIL	NIL
Uttar Pradesh Power Sector Employees Trust	NIL	NIL
Amount Payable towards other than loans : -		
Uttar Pradesh Power Corporation Limited (IUT)	14,223.24	9,201.49
Uttar Pradesh Power Corporation Limited (Power Purchase)	8,01,677.16	6,15,118.89
KESCO	NIL	NIL
Dakshinanchal Vidyut Vitran Nigam limited	NIL	NIL
Paschimanchal Vidyut Vitran Nigam limited	NIL	NIL
Purvanchal vidyut vitran nigam limited	NIL	NIL
Key Managerial Personnel	NIL	NIL
Others		
Uttar Pradesh Power Transmission Corporation Limited	1,07,118.82	79,769.25
Uttar Pradesh Rajya Vidyut Utpadan Nigam Limited	4.73	4.73
Uttar Pradesh Jal Vidyut Utpadan Nigam Limited	NIL	NIL
Uttar Pradesh Power Sector Employees Trust	46,160.82	42,468.74
Amount Receivable towards other than loans : -		
Uttar Pradesh power corporation limited	NIL	NIL
KESCO	144.16	144.16
Dakshinanchal vidyut vitran nigam limited	8,562.32	8,538.06
Paschimanchal vidyut vitran nigam limited	7,671.90	7,671.84
Purvanchal vidyut vitran nigam limited	7,694.74	7,610.65
Key Managerial Personnel	NIL	NIL
Others	NIL	NIL
Uttar Pradesh Power Transmission Corporation Limited	29,349.97	29,244.30
Uttar Pradesh Rajya Vidyut Utpadan Nigam Limited	NIL	NIL
Uttar Pradesh Jal Vidyut Utpadan Nigam Limited	1.53	1.53



Asf

31/3/2020

mpal

Sym

10. Receivables and payables from/to Inter Company/Inter DISCOM/Holding Company have been shown as net of receivables and payables. The details of receivable and payables have been shown in supplementary schedules.
11. The Company earns revenue primarily from supply of power to ultimate consumers situated in the area covered under its jurisdiction to supply the power. The Company procures the power from its Holding Company (UPPCL) which procures the power on our behalf and supplies the same to us.

Revenue from sale of power is recognized on satisfaction of performance obligation upon supply of power to the consumers at an amount that reflects the consideration (as per UPERC Tariff), adjusted for rebate on timely payment (if any), the Company expects to receive in exchange for those supplied power.

Consumer Contribution received under Deposit Work has been amortized in the proportion in which depreciation on related asset is charged to allocate the transaction price over the period of life of assets.

12. (a) The Property, Plant and Equipment including Land remained with the Company after notification of final transfer scheme are inherited from erstwhile UPSEB, which had been the title holder of such Assets. The title deeds of new assets created after incorporation of the Company, are held in the respective units where such assets were created/purchased.
- (b) Where historical cost of a discarded/retired/obsolete Property, Plant and Equipment is not available, the estimated value of such assets and depreciation thereon has been adjusted and accounted for.
- (c) In terms of powers confirmed by the Notification no. GSR 627(E) dated 29th August 2014 of Ministry of Corporate Affairs, Govt. of India, the depreciation/ amortization on Property, Plant and Equipment / Intangible assets have been calculated taking into consideration the useful life of assets as approved in the orders of UPERC (terms & conditions for determination of distribution tariff) Regulation, 2006.
13. Capitalization of Interest on borrowed fund utilized during construction stage of Property, Plant & Equipment has been done by identifying the Schemes/Assets and the funds used for the purpose to the extent established. The Borrowing Cost has been capitalized for Rs. 9,390.72 lakhs during the year (Rs. 9,871.07 Lakhs Previous Year).
14. The amount of Equity, Loans, Subsidies and Grants were received from the State Government by the Uttar Pradesh Power Corporation Limited centrally, being the Parent Company and have been distributed by the Parent Company to the DISCOMs, which have been accounted for accordingly.
15. (a) The Stores and spares are valued at Cost.
- (b) The provision for bad and doubtful debts against debtors from sale of Power has been made @ 5% on the incremental debtors during the year.



ASP

361224148

CP

Sym

16. Based on actuarial valuation report dated 09.11.2000 submitted by M/s Price Waterhouse Coopers to Uttar Pradesh Power Corporation Limited (the Parent Company) provision for accrued liability on account of Pension and Gratuity of employees covered under GPF scheme has been made @16.70% and 2.38% respectively on the amount of Basic pay, Grade pay and DA paid to employees. The provision for accrued liability of Gratuity of employees covered under CPF scheme and provision for accrued liability for Earned Leave Encashment of all employees has been made on the basis of actuarial valuation report dated 27.07.2020 submitted by M/s K. A. Pandit, Consultants & Actuaries, Mumbai.
17. In the opinion of management, there is no specific indication of impairment of any assets as on balance sheet date as envisaged by Ind AS 36 of ICAI. Further, the assets of the corporation have been accounted for at their historical cost and most of the assets are very old where the impairment of assets is very unlikely.
18. Bill of power purchase and transmission charges are being taken in to account as per the bills raised by Uttar Pradesh Power Corporation Limited/Uttar Pradesh Power Transmission Corporation Limited after due verification.
19. Amount due to Micro, Small and medium enterprises (under the MSMED Act 2006) could not be ascertained and interest thereon could not be provided for want of sufficient related information.
20. Liability towards medical expenses and LTC has been provided to the extent established.
21. Basic and diluted earnings per share has been shown in the Statement of Profit & Loss in accordance with Ind AS-33 "Earnings Per Share". Basic earnings per share have been computed by dividing net loss after tax by the weighted average number of equity shares outstanding during the year. Number used for calculating diluted earnings per equity share includes the amount of share application money (pending for allotment).

(Amount in Lakhs)

Particulars	Earning per Share	
	31.03.2020	31.03.2019 (Restated)
(a) Net Loss after tax (numerator used for calculation)	(65,999.32)	(80,598.38)
(b) Weighted average number of Equity Shares (denominator for calculating Basic EPS)	14,31,03,319	11,65,41,135
(c) Weighted average number of Equity Shares (denominator for calculating Diluted EPS)	17,97,26,956	11,94,81,792
(d) Basic earnings per share of Rs. 1000/- each	(46.12)	(69.16)
(e) Diluted earnings per share of Rs. 1000/- each	(46.12)	(69.16)

(As per para 43 of Ind AS-33 issued by Institute of Chartered Accountants of India, Potential Equity Shares are treated as Anti Dilutive as their conversion to Equity Share would decrease loss per share, therefore, effect of Anti Dilutive Potential Equity Shares is ignored in calculating Diluted Earning Per Share).



ASP

Shikhar

AKP

Sgm

22. Payments to Directors and officers in foreign currency towards foreign tours were Nil (Previous year NIL).
23. Debts due from Directors were Nil (Previous year NIL).
24. Additional Information required under the Schedule-III of the Companies Act, 2013 are as under: -

(1) Quantitative details of energy purchased and sold: -

S. No.	Details	FY 2019-20 (units in MU)	FY 2018-19 (units in MU)
1	Total no of Units Purchased	22851.681	21287.180
2	Total no of Units Sold	18426.231	16697.541
3	Distribution Losses	19.37%	21.56%

(2) Contingent Liabilities and Commitments: -

(Amount in Lakhs)			
S. No.	Details	FY 2019-20	FY 2018-19
1	Claims against the Company not acknowledged as debts	2,875.62	116.24
2	Estimated amount of contracts remaining to be executed on capital account and not provided for	-	-
3	Other money for which the Company is contingent liable	-	-
4	Statutory Dues	-	-

25. Disclosure as per Ind AS 37 is as under: -

(Amount in Lakhs)				
Particulars	Movement of Provisions			
	Opening Balance as on 01.04.2019	Provision Made During The Year	Withdrawal / Adjustment of Provision During the Year	Closing Balance as on 31.03.2020
Provision for Doubtful debts on Sundry Debtors (Sale of Power)	1,42,375.59	13,422.79	-	1,55,798.38
Provision for Doubtful Advances (Note-9)	34.20	-	-	34.20
Provision for estimated losses on theft of Property, Plant and Equipment pending for investigation (Note-9)	522.50	-	-	522.50
Provision for unserviceable stores (Note-4)	4121.53	-	-	4121.53
Provision for VII Pay commission (Non-Current)	6,178.78	-	(6,178.78)	-
Provision for VII Pay commission (Current)	2,856.48	-	3,321.03	6,177.51

Advance to Suppliers / Contractors has been shown net of Provision for doubtful advances under Capital Work In Progress (Note-3).

AS


Shravan


AS


Sign




26. Since the Company is principally engaged in the distribution business of Electricity and there is no other reportable segment as per Ind AS 108, hence the disclosure as per Ind AS 108 on segment reporting is not required.
27. Due to heavy carried forward losses/depreciation and uncertainties to recover such losses/depreciation in near future, the deferred tax assets have not been recognized in accordance with Ind AS 12 issued by ICAI.
28. Consequent to the applicability of Ind AS the financial statements for the year ended 2019-20 has been prepared as per Ind AS. Accordingly previous year's figures have been regrouped/ restated wherever necessary to confirm to this year classification.
29. The figures as shown in the Balance Sheet, Statement of Profit & Loss & Notes shown in "()" denotes negative figures.
30. Government dues in respect of Electricity Duty and other Levies amounting to Rs. 1,81,415.72 lakhs shown in Note-16 includes Rs. (1,253.69 lakhs) on account of Other Levies realized from consumers.
31. The Annual Accounts of Financial Year 2017-18 are yet to be adopted in Annual General Meeting as final comments of C&AG were received on 01.12.2020 and final comments of C&AG for the year 2018-19 are yet to be received. AGM for F/Y 2017-18 & 2018-19 is yet to be held.
32. Some balances appearing under the heads 'Current Assets', 'Loans & Advances', 'Current Liabilities', Material in transit/under inspection/lying with contractors are subject to confirmation/reconciliation and subsequent adjustments, as may be required.


(Abha Sethi Tandon)
Acting Company Secretary
MVVNL, Lucknow
M.No.: F6733

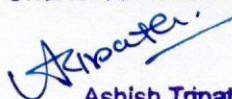

(Dr. Uma Kant Yadav)
General Manager (F&A)
MVVNL, Lucknow


(Mahesh Chandra Pal)
Director (Finance)
MVVNL, Lucknow
DIN: 08766010


(Surya Pal Gangwar)
Managing Director
MVVNL, Lucknow
DIN: 07082538



As per our separate report of even date
For Avanish K. Rastogi & Associates
Chartered Accountants


Ashish Tripathi
(Partner)
Membership No:- 422021

250121