

KANPUR ELECTRICITY SUPPLY COMPANY LIMITED

ANNUAL REVENUE REQUIREMENT
FOR FY 2015-16 AND TRUE UP
FOR FY 2012-13



KANPUR ELECTRICTY SUPPLY COMPANY LIMITED

(रमेश कुमार)
मुख्य अभियन्ता (वा०)
केस्को



उत्तर प्रदेश UTTAR PRADESH



FORM-1
(See Regulation 30)

BEFORE THE HON'BLE UTTAR PRADESH ELECTRICITY REGULATORY COMMISSION,
KISAN MANDI BHAWAN, GOMTINAGAR, LUCKNOW

Receipt Register No.: _____

Petition No.: _____

IN THE MATTER OF

PETITION FOR APPROVAL OF THE ANNUAL REVENUE REQUIREMENT FOR FY 2015-16

AND

IN THE MATTER OF

KANPUR ELECTRICITY SUPPLY COMPANY LIMITED (KESCO),
KESA HOUSE, 14/71 CIVIL LINES, KANPUR.

APPLICANT

UTTAR PRADESH POWER CORPORATION LIMITED (UPPCL),
SHAKTI BHAWAN, 14-ASHOK MARG, LUCKNOW.

RESPONDENT

UTTAR PRADESH POWER TRANSMISSION CORPORATION LIMITED
SHAKTI BHAWAN, 14-ASHOK MARG, LUCKNOW.

DAKSHINACHAL VIDYUT VITRAN NIGAM LTD.
GALINA ROAD AGRA.

SIGNATURE OF WITNESSES

R. C. VERMA
Adv. & Notary
Collectorate Court
Lucknow U.P. India
Regd. 31/6/2000


(रमेश कुमार)
मुख्य अधिकारी

CH 131066
25 NOV 2014

AFFIDAVIT

I, **Ramesh Kumar**, Son of **Late Sukhan Singh**, aged about **58 years**, resident of **7/52/11, Kesco Officers Colony, Tilak Nagar, Kanpur** do hereby solemnly affirm and state as under:

1. I say that I am the **Chief Engineer, Kanpur Electricity Supply Company Limited**, the Applicant in the above matter and am duly authorized by the said Applicant to swear the present affidavit.
2. I say that I have read the contents of the above Petition filed by the Petitioner (applicant) and I have understood the contents of the same.
3. That the contents of the Petition filed by the Applicant are based on the information available with the Applicant in the normal course of business and believed by me to be true.
4. I say that the Text, Appendixes and Annexure to the Petition are the true and correct copies of their original.




DEPONENT
(रमेश कुमार)
मुख्य अभियन्ता (वा०)
केस्को


VERIFICATION

I, the deponent above named, do hereby verify the contents of the above affidavit to be true to the best of my knowledge, no part of it is false and nothing material has been concealed therefrom.

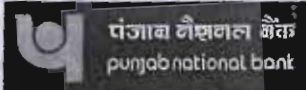
Verified at Lucknow on the _____ Day of December, Two Thousand and Fourteen


DEPONENT
(रमेश कुमार)
मुख्य अभियन्ता (वा०)
केस्को

SIGNATURE ATTESTED


R. C. VERMA
Notary
Collector's Court
Lucknow U.P. India
Regd 31/04/2009





पंजाब नैसगल बैंक
punjab national bank

माल रोड, कानपुर (उ.प्र.) (0255)
Mall Road, KANPUR (U.P.) - 208001

केवल तीन माह के लिए वैध
VALID FOR THREE MONTHS ONLY

04-12-2014
D D M M Y Y Y Y

मांगे जाने पर ON DEMAND PAY

SECRETARY UPERC, LUCKNOW

या उनके आदेश पर OR ORDER

NUTECH SECURITY PRINTERS CTS 2010

१० ११ १२ १३ १४ १५ १६ १७ १८ १९ २० २१ २२ २३ २४ २५ २६ २७ २८ २९ ३० ३१ ३२ ३३ ३४ ३५ ३६ ३७ ३८ ३९ ४० ४१ ४२ ४३ ४४ ४५ ४६ ४७ ४८ ४९ ५० ५१ ५२ ५३ ५४ ५५ ५६ ५७ ५८ ५९ ६० ६१ ६२ ६३ ६४ ६५ ६६ ६७ ६८ ६९ ७० ७१ ७२ ७३ ७४ ७५ ७६ ७७ ७८ ७९ ८० ८१ ८२ ८३ ८४ ८५ ८६ ८७ ८८ ८९ ९० ९१ ९२ ९३ ९४ ९५ ९६ ९७ ९८ ९९ १००

रुपये RUPEES **Twelve Lakh only**

प्राप्त मूल्य के बदले अदा करें
FOR VALUE RECEIVED

₹

ULM 240632

शाखा क्रमांक Branch Serial No.

0150/2014

पंजाब नैसगल बैंक
punjab national bank

अदाकर्ता शाखा एवं विवरण Drawee Branch with D.No.

D.No. 1986

- FINACLE -

RCC LUCKNOW FINACLE

(NOT OVER Rs. 1200000/-)

12,00,000.00

प्राधिकृत हस्ताक्षरकर्ता (उ.प्र.) पी.ए.ई.
AUTHORISED SIGNATORY WITH GBPA No.

प्राधिकृत हस्ताक्षरकर्ता (उ.प्र.) पी.ए.ई.
AUTHORISED SIGNATORY WITH GBPA No.

⑈ 240632⑈ 000024000⑈

16

TABLE OF CONTENTS

1.	BACKGROUND AND PROCEDURAL HISTORY	11
1.1	BACKGROUND	11
1.2	DISTRIBUTION TARIFF REGULATIONS	11
1.3	ARR AND TARIFF ORDER FOR FY 2014-15 AND TRUE-UP ORDER FOR FY 2008-09 TO FY 2011-12	11
1.4	ARR PETITION FOR FY 2015-16	12
1.5	STRUCTURE OF THE ARR PETITION FOR FY 2015-16	12
2.	TRUE UP PETITION FOR FY 2012-13	14
2.1	TRUE-UP SUMMARY FOR FY 2012-13	14
2.1.1	POWER PURCHASE EXPENSE	15
2.1.2	TRANSMISSION CHARGES	16
2.1.3	OPERATION AND MAINTENANCE EXPENSES	17
2.1.4	INTEREST ON LONG TERM LOANS	18
2.1.4.1	INTEREST ON CONSUMER SECURITY DEPOSITS	20
2.1.4.2	BANK AND FINANCE CHARGES	20
2.1.4.3	INTEREST ON WORKING CAPITAL	20
2.1.5	DEPRECIATION	22
2.1.6	PRIOR PERIOD EXPENSES	23
2.1.7	PROVISION FOR BAD AND DOUBTFUL DEBTS	24
2.2	REVENUE SIDE TRUING UP	25
2.2.1	REVENUE FROM SALE OF POWER	25
2.2.2	NON TARIFF INCOMES	25
2.2.3	AGGREGATE REVENUE REQUIREMENT FOR FY 2012-13 AFTER TRUING UP	26
3.	PROGRESS OF VARIOUS EFFICIENCY IMPROVEMENT MEASURES UNDERTAKEN	27
3.1	ENHANCEMENT OF CAPACITY OF EXISTING 33KV SUBSTATIONS	27
3.2	CONSTRUCTION OF NEW 33KV SUBSTATIONS	27
3.3	ADDITION OF NEW TRANSFORMERS	28
3.4	OTHER INITIATIVES	28
3.5	APPOINTMENT OF INPUT BASED DISTRIBUTION FRANCHISEE	28
3.6	COMMERCIAL PROCESS IMPROVEMENT	29
4.	E-GOVERNANCE INITIATIVES BY KESCO	31
4.1	M-DHRISTI	31
4.2	BILL PAYMENT OPTIONS	32
4.2.1	ONLINE BILL PAYMENT	32
4.2.2	PAYMENT THROUGH MOBILE PHONES	33
4.2.3	CALLING ON THE HELPLINE NUMBER (THROUGH IVRS)	33
4.2.4	DIRECT MOBILE BASED PAYMENT SERVICES	33
4.2.5	SMS-BASED PAYMENT SOLUTION	33
4.2.6	PAYMENT THROUGH ATM	33
4.2.7	PAY FROM HOME	33
4.3	URJA MITRA - CONSUMER INTERFACE	34
4.4	ACCESS TO NEW CONNECTIONS	34
4.5	KESCO PRIORITY CARD (KPC)	35
4.6	DEDICATED 24X7 CALL CENTRE	36

5.	INVESTMENT PLAN DETAILS.....	37
5.1	R-APDRP	37
5.2	OTHER SCHEMES	38
5.3	REPLACEMENT AND STRENGTHENING OF WORN-OUT POLES AND CONDUCTORS	38
5.4	AUGMENTATION OF DISTRIBUTION NETWORK	38
5.5	METERING OF CONSUMERS	38
5.6	INSTALLATION OF AERIAL BUNCH CONDUCTORS	39
5.7	CONSUMER DEPOSIT WORKS.....	39
5.8	CAPITAL INVESTMENT PLAN FOR FY 2014-15 – REVISED ESTIMATES	39
5.9	PROPOSED CAPITAL INVESTMENT PLAN FOR FY 2015-16	40
6.	COMPLIANCE OF HON'BLE COMMISSION'S DIRECTIVES	42
7.	LOAD FORECAST AND REVENUE ASSESSMENT	50
7.1	METHODOLOGY NOTE FOR LOAD FORECAST	51
7.1.1	OVERVIEW	51
7.1.2	METHODOLOGY.....	51
7.1.3	CONSUMER SUB-CATEGORY WISE PROJECTIONS	54
7.1.4	CONNECTED LOAD SUB-CATEGORY WISE PROJECTIONS.....	54
7.1.5	SALES SUB-CATEGORY WISE PROJECTIONS	55
7.1.6	PROJECTIONS FOR INPUT ENERGY	55
7.1.7	INPUT ENERGY REQUIREMENT	55
7.1.8	SALES FORECASTS FOR 2014-15 & 2015-16.....	55
7.2	SALES FORECAST.....	56
7.3	ACTUAL BILLING DETERMINANTS FOR FY 2013-14	86
7.4	BILLING DETERMINANTS FOR FY 2014-15	88
7.5	PROJECTED BILLING DETERMINANTS FOR FY 2015-16.....	92
7.6	SALES FORECAST AND ENERGY BALANCE	94
7.7	ESTIMATED REVENUE ASSESSMENT FOR FY 2014-15	95
7.8	PROJECTED REVENUE ASSESSMENT FOR FY 2015-16.....	96
8.	ARR FOR WHEELING & RETAIL SUPPLY BUSINESS.....	98
8.1	ESCALATION INDEX / INFLATION RATE	99
8.2	POWER PURCHASE COSTS.....	101
8.3	TRANSMISSION CHARGES	101
8.4	OPERATION & MAINTENANCE EXPENSES.....	102
8.4.1	O&M EXPENSES ON ADDITION TO ASSETS DURING THE YEAR.....	102
8.5	O&M EXPENSES FOR FY 2015-16.....	103
8.6	CAPITAL EXPENDITURE, CAPITAL FORMATION ASSUMPTION AND GROSS FIXED ASSET (GFA) BALANCES.....	104
8.7	FINANCING OF THE CAPITAL INVESTMENT	107
8.8	DEPRECIATION EXPENSE	108
8.9	INTEREST ON LONG TERM LOANS	110
8.10	FINANCE CHARGES	110
8.11	INTEREST ON CONSUMER SECURITY DEPOSITS	111
8.12	INTEREST ON WORKING CAPITAL.....	111
8.13	SUMMARY OF INTEREST AND FINANCE CHARGES	112
8.14	PROVISION FOR BAD AND DOUBTFUL DEBTS	113
8.15	OTHER INCOME	113
8.16	REASONABLE RETURN / RETURN ON EQUITY	114

8.17	CONTRIBUTION TO CONTINGENCY RESERVE	115
8.18	APPORTIONMENT OF O&M EXPENSES AND INTEREST & FINANCE CHARGES OF UPPCL.....	115
8.19	ARR SUMMARY.....	116
8.20	RETAIL AND WHEELING BUSINESS ARR SUMMARY.....	116
8.21	WHEELING CHARGES FROM OPEN ACCESS CONSUMERS.....	118
9.	TREATMENT OF REVENUE GAP	119
10.	PRAYERS.....	120

LIST OF ANNEXURES


Annexure-1	Tariff Filing Formats as prescribed by Distribution Tariff Regulations
Annexure-2	Statutory Accounts along with Supplementary Audit Report of the Accountant General of Uttar Pradesh for FY 2012-13
Annexure-3	Provisional Balance Sheet for FY 2013-14
Annexure-4	Soft Copy of the Energy Bills for the period April to September, 2014.

(रमेश कुमार)
मुख्य अभियन्ता (दाए.)
के.एस.सी.

LIST OF TABLES

Table 2-1: True Up Summary for FY 2012-13	14
Table 2-3: Trued up Power Purchase Cost for KESCO in FY 2012-13	16
Table 2-4: Allowable Intra-State Transmission Charges for FY 2012-13	16
Table 2-6: Capital Investments in FY 2012-13.....	18
Table 2-7: Consumer Contributions, Capital Grants and Subsidies in FY 2012-13.....	19
Table 2-8: Financing of the Capital Investments in FY 2012-13.....	19
Table 2-9: Allowable Interest on Long Term Loan for FY 2012-13.....	19
Table 2-10: Allowable Interest on Working Capital for FY 2012-13	20
Table 2-11: Allowable Interest and Finance Charges for FY 2012-13	21
Table 2-12: Gross Allowable Depreciation for FY 2012-13	22
Table 2-13: Net Allowable Depreciation for FY 2012-13	23
Table 2-14: Prior Period Items for FY 2012-13	23
Table 2-15: Allowable Provision for Bad and Doubtful Debts	24
Table 2-16: ARR for FY 2012-13 after Final Truing Up.....	26
Table 3-1: Highlights of Raids Conducted by KESCO Team.....	29
Table 3-2: Highlights of Raids Conducted by Vigilance Team.....	30
Table 5-1: Revised Estimates of Capital Expenditure in FY 2014-15 (Rs Crore).....	39
Table 5-2: Proposed Capital Expenditure in FY 2015-16 (Rs Crore).....	40
Table 6-1: Status of Compliance of the Directives issued vide Order dated 31.05.2013.....	42
Table 6-2: Status of Compliance of the Directives issued vide Order dated 01.10.2014.....	45
Table 7-1: The schematic diagram for Energy flow in state of UP.....	50
Table 7-2: Projected Hours of Supply.....	52
Table 7-3: Consumption Determinant.....	53
Table 7-4: Distribution Losses Trajectory	55
Table 7-5: Energy Balance	56
Table 7-6: LMV Consumers Growth Rate.....	57
Table 7-7: HV Consumers Growth Rate	60
Table 7-8: Growth in LMV Consumer Load	61
Table 7-9: Energy Sales Assumption	65
Table 7-10: Sub- category wise projections of Number of consumer	72
Table 7-11: Sub category wise projections of connected load	75
Table 7-12: Sub category wise projections of energy sales	80
Table 7-13: Actual Billing Determinant for FY 2013-14	86
Table 7-14: Estimated Billing Determinant for FY 2014-15	88

Table 7-15: Projected Billing Determinant for FY 2015-16	92
Table 7-16: Energy Balance for FY 2013-14, 2014-15 and 2015-16	95
Table 7-17: Revenue Assessment for FY 2014-15	95
Table 7-18: Revenue Assessment for FY 2015-16	96
Table 8-1: Escalation Index for FY 2015-16	100
Table 8-2: Escalation Index for FY 2015-16	100
Table 8-3: Projected Power Purchase Costs for the Tariff Period	101
Table 8-4: Projected Transmission Charges	102
Table 8-5: Allocation of Incremental O&M expenses for FY 2015-16 (Rs Crore).....	103
Table 8-6: Allowable O&M Expenses for FY 2015-16 (Rs Crore).....	103
Table 8-7: Capital Investment Plan for FY 2015-16 (Rs Crore).....	104
Table 8-8: Capitalization and WIP of Investment during FY 2014-15 and 2015-16 (Rs Crore).....	106
Table 8-9: Gross Fixed Assets for FY 2014-15 & FY 2015-16	107
Table 8-10: Consumer Contribution, Capital Grants & Subsidies up to 2015-16 (Rs Crore)	107
Table 8-11: Financing of the Capital Investment up to FY 2015-16 (Rs Crore).....	108
Table 8-12: Gross Allowable Depreciation for FY 2015-16 (Rs Crore).....	109
Table 8-13: Net Allowable Depreciation for FY 2015-16 (Rs Crore).....	109
Table 8-14: Allowable Interest on Long Term Loans for FY 2015-16 (Rs Crore).....	110
Table 8-15: Interest on Consumer Security Deposits (Rs Crore)	111
Table 8-16: Allowable Interest on Working Capital (Rs Crore).....	112
Table 8-17: Interest and Finance Charges for FY 2015-16 (Rs. Crore).....	112
Table 8-18: Provision for Bad and Doubtful Debts (Rs Crore).....	113
Table 8-19: Other Income (Rs Crore).....	114
Table 8-20: Annual Revenue Requirement for FY 2015-16 (Rs Crore).....	116
Table 8-21: Wheeling and Retail Supply – ARR FY 2015-16 (Rs Crore).....	117
Table 8-22: Wheeling Charges for FY 2015-16	118
Table 9-1: Meeting the Gap for FY 2015-16 (Rs Crore).....	119
Table 9-2: Total Revenue Gap to be dealt with (Rs Crore)	119


(रमेश कुमार)
मुख्य अभियन्ता (वा०)
केस्को

1. BACKGROUND AND PROCEDURAL HISTORY

1.1 BACKGROUND

Kanpur Electricity Supply Company Ltd (KESCO), a company registered under the Companies Act, 1956 was incorporated through the Transfer Scheme dated 15th January, 2000; wherein the assets, liabilities and personnel of Kanpur Electricity Supply Authority (KESA) under erstwhile Uttar Pradesh State Electricity Board (UPSEB) were transferred to KESCO.

Subsequently the Hon'ble Commission, in exercise of the powers conferred on it under Section 15 of the Uttar Pradesh Electricity Reform Act, 1999 (Uttar Pradesh Act No.24 of 1999), granted KESCO on 4th October 2000 a distribution license for a period of 30 years for carrying out the business of Distribution and Retail Supply of electrical energy within its license area.

1.2 DISTRIBUTION TARIFF REGULATIONS

Thereafter, the Uttar Pradesh Electricity Regulatory Commission (Terms and Conditions for Determination of Distribution Tariff) Regulations, 2006 (hereinafter referred to as the "Distribution Tariff Regulations") were notified by the Hon'ble Commission on 6th October, 2006.

These regulations are applicable for the purposes of Annual Revenue Requirement (ARR) filing and Tariff determination of all the distribution licensees' within the State of Uttar Pradesh.

1.3 ARR AND TARIFF ORDER FOR FY 2014-15 AND TRUE-UP ORDER FOR FY 2008-09 TO FY 2011-12

The ARR / Tariff Petition for FY 2014-15 and True up Petition for FY 2008-09 to FY 2011-12 was filed by KESCO under Sections 62 and 64 of the Electricity Act, 2003 on 29th November, 2013 and 14th May, 2013 respectively (Petition Nos. and 921 / 2013 and 889 / 2013).

KESCO submitted the audited accounts of FY 2008-09 to FY 2011-12 and provisional accounts for FY 2012-13 along with the calculations of revenue gap for FY 2014-15 and the projected revenue for FY 2014-15 based on current tariff in its ARR Petitions. Further, the Rate Schedule was submitted later on 18th December, 2013. Petitioner as per directive of the Commission's order published the salient feature of the above petition in various newspapers on 7th and 8th June, 2014 and also uploaded the same on the website of Licensee as well as UPPCL for public comments.

The Commission admitted the above petitions of the licensee its Admittance Order dated 3rd June, 2014, directing the Petitioner to publish, within 3 days from the date of issue of that order, the Public Notice detailing the salient information and facts of the True-up Petitions for FY 2008-09 to FY 2011-12, ARR Petition for FY 2014-15 and the Rate Schedule (Tariff Proposed for different categories/ sub-categories of consumers) in at least two daily newspapers (one English and one Hindi) for two successive days for inviting views / objections by all stakeholders and public at

11
(रमेश कुमार)
मुख्य अभियन्ता (वा.)
के.एस.सी.

large. The Commission had also directed the Petitioner to upload the response to the deficiency notes and all subsequent submissions on their website.

The Commission conducted the public hearing in the above matter KESCO on 4th July, 2014 at Kanpur.

The Hon'ble Commission issued tariff Order on above petitions on date 01st October, 2014 conducting the final truing up for the financial years 2008-09 to 2011-12 along with the order determining the Annual Revenue Requirement and Tariff for FY 2014-15. After the increase in tariff and considering the additional subsidy requirement from GoUP, the Hon'ble Commission has approved a total gap of Rs. 511.53 Crore.

The Commission for liquidation of the Regulatory asset approved a regulatory surcharge of 2.23% to be applicable in the supply areas of KESCO.

1.4 ARR PETITION FOR FY 2015-16

A combined reading of the Section 62 and 64 of the Electricity Act, 2003 and the UPERC (Terms and Conditions of Distribution Tariff) Regulations, 2006 require a distribution licensee to file its ARR Petition by November 30, 2014.

Accordingly, the Petitioner is hereby submitting its ARR Petition for FY 2015-16 which broadly covers the following:

- True up for FY 2012-13 based on audited accounts;
- Actual performance for the financial year 2013-14 based on provisional accounts;
- Revised estimates for the financial year 2014-15; and
- Proposed ARR for the financial year 2015-16

1.5 STRUCTURE OF THE ARR PETITION FOR FY 2015-16

The structure of this ARR Petition is as under:


Chapter 1 Background and Procedural History

This contains a brief background and rationale used for the submission; major issues that describe the structure of the submission.

Chapter 2 True up Petition for FY 2012-13

This section deals with the true up for each element of expenditure for FY 2012-13

- based on audited accounts. It provides an analysis of the actual performance vis-à-vis the approved Tariff Orders numbers and also computes the trued up revenue gap which is proposed to be recovered along with the ARR for FY 2015-16.
- Chapter 3 Progress of the Various Efficiency Improvement Measures taken by KESCO**
This section summarizes the various system improvement measures taken by the Petitioner to improve commercial efficiencies in its area of supply and the progress of such steps over the years
- Chapter 4 E-Governance Initiatives by KESCO**
- Chapter 5 Capital Investment Plan**
This section details the nature of scheme and the expected financial outlay towards the capital investment plan for FY 2015-16. Section also provides the revised estimates in respect of capital investment for FY 2014-15.
- Chapter 6 Compliance of the Hon'ble Commission's Directives**
This section lists the directives issued by the Hon'ble Commission in the previous tariff order and the status of their compliances.
- Chapter 7 Load Forecast and Revenue Assessment**
This includes actual sales for FY 2013-14, estimates for FY 2014-15 and forecasts for FY 2015-16. It also includes actual billing determinants for FY 2013-14, estimates for FY 2014-15 and projected billing determinants and revenue assessment for FY 2014-15 and 2015-16 by consumer category.
- Chapter 8 ARR for Wheeling and Retail Supply Business**
This includes the ARR forecast for FY 2015-16. The ARR also includes the revenue gap figures for the aforementioned years and the segregation of the ARR among Wheeling and Retail Supply Business
- Chapter 9 Retail Tariff Design**
The Hon'ble Commission has adopted the philosophy of uniform state tariff in the state. As a result KESCO has not proposed any tariff rate schedule. It applies for adoption of the same tariff structure which the Hon'ble Commission would approve for the other state owned distribution companies of UP.
- Chapter 10 Treatment of Revenue Gap**
Due to the peculiar position of KESCO it cannot apply for the different tariff structure as the Hon'ble Commission till now has adopted the philosophy of uniform tariff in the state. Also the Hon'ble Commission has not allowed reduction in the BST in the previous tariff orders. This section deals with the revenue gap which has to be dealt with in by the Hon'ble Commission.
- Chapter 11 Prayers**
The main prayers are summarized in this section


(रमेश कुमार)
मुख्य अभियन्ता (वा०)
केस्को

2. TRUE UP PETITION FOR FY 2012-13

2.1 TRUE-UP SUMMARY FOR FY 2012-13

The Petitioner submits that the audited accounts for FY 2012-13 for the Petitioner have been enclosed along with this Petition. The Petitioner seeks true-up of expenses for the year 2012-13 as per the audited accounts as applicable for various heads of expenditure. The following table summarises the truing up computations for 2012-13 for approval by the Hon'ble Commission. The Petitioner also provides the details of truing up in the subsequent paragraphs:

Table 2-1: True Up Summary for FY 2012-13

(All figures in Rs Crore)

Particulars	Approved	Actuals as per audited accounts	True-up Petition
Power Purchase Expenses	1281.37	1133.57	1259.91
Apportionment of O&M Expenses of UPPCL#	0.00	0.00	6.28
Transmission Charges	61.78	54.64	55.42
Employee Expenses	115.40	102.26	102.26
Repair and Maintenance Expenses	25.34	35.16	35.16
A&G Expenses	18.27	40.75	40.75
Gross Interest on Long Term Loans	16.96	186.88	0.34
Interest to Consumer	4.92	7.90	7.90
Finance Charges	2.01	0.00	0.00
Interest on Working Capital	17.23	0.00	13.34
Discount to Consumers	1.95	0.00	0.00
Depreciation	23.72	17.26	18.11
Prior Period Expenses	0.00	-21.11	0.00
Provision for Bad and Doubtful Debts	0.00	140.06	22.91
Gross Expenditure	1568.95	1697.38	1562.39
Less: Employee Capitalisation	17.31	1.21	1.21
Less: A&G Capitalisation	2.74	0.02	0.02
Less: Interest Capitalisation	1.67	0.00	0.00
Total Capitalisation	21.73	1.23	1.23
Net Expenditure	1547.22	1696.15	1561.16
Add: Return on Equity	0.00	0.00	0.00
Less: Non-tariff Incomes	7.17	5.56	5.56
Add: Efficiency Gains	0.00	0.00	0.00
Annual Revenue Requirement	1540.06	1690.59	1555.60
Revenue from Tariff incl DPS	1248.37	1145.72	1145.72
Net Revenue Gap	291.69	544.87	409.88

The Petitioner requests the Hon'ble Commission to allow truing up for FY 2012-13 as provided in the aforementioned table. The Petitioner is detailing the rationale for truing up of some of the key issues in the subsequent paragraphs.

2.1.1 POWER PURCHASE EXPENSE

One of the major cost components of the distribution companies is cost of power, which in the present instance relate to the costs incurred by UPPCL. For the purpose of truing up of power purchase cost of Discoms, we have to re-determine the bulk supply tariff based on the actual power purchased by UPPCL and actual cost incurred for such purchase.

In the Tariff Order for FY 2012-13, the Hon'ble Commission had approved the power purchase of 74,703.39 MU at UPPCL level. The Petitioner humbly submits that the actual power purchase in FY 2012-13 was 77,707.16 MU at a value of Rs. 29,557.94 crore at overall UPPCL level.

The Petitioner has claimed the power purchase cost during truing up based on the philosophy as mentioned below:

- It has calculated the allowable power purchase input by grossing up the actual energy received at the Discom end by the approved / actual transmission losses, whichever is lower.
- The allowable power purchase input has been multiplied by the revised bulk supply Tariff to derive the allowable power purchase cost for truing up.

Considering the aforementioned philosophy, the allowable power purchase expenses for determination of trued up Bulk Supply tariff for FY 2012-13 is Rs. 29,557.94 crore and trued up Bulk Supply Tariff is Rs. 4.01 per kWh as depicted in the table below:

Table 2-2: Allowable Power Purchase Input and Bulk Supply Tariff for FY 2012-13 under truing up

Particulars	Unit	Approved	Actuals	True-up Petition
Power Purchase	MU	74,703.39	77,707.16	77,707.16
Transmission Loss	MU	4,208.31	4,039.76	4,039.76
Transmission Loss	%	5.63%	5.20%	5.20%
Energy available at Discom End	MU	70,495.08	73,667.40	73,667.40
Power Purchase Cost (including PGCIL charges)	Rs Crore	25,439.60	29,557.94	
Power Purchase Cost per unit	Rs/kWh	3.61	4.01	
Allowable Power Purchase Cost at Discom end	Rs Crore			29,557.94
Power Purchase Cost per unit at Discom end (BST)	Rs/kWh			4.01

The Hon'ble Commission in its True-up Order for FY 2008-09 to FY 2011-12 dated 01st October, 2014 had considered a philosophy, wherein the efficiency target of Distribution loss level, had been considered as controllable parameter, and thereupon the power purchase cost consequent to under-achievement of Distribution loss was disallowed. To maintain consistency

with the approach adopted by the Hon'ble Commission, the Petitioner has calculated the allowable power purchase input at discom end by grossing up the actual energy sales by the approved Distribution loss target or actual Distribution losses, whichever is lower. Thereafter, the allowable power purchase input has been multiplied by the Trued-up Bulk Supply Rate to derive the allowable power purchase cost for FY 2012-13 under truing up as shown in the table below:

Table 2-3: Trued up Power Purchase Cost for KESCO in FY 2012-13

Particulars	Unit	Approved	Actuals	True-up Petition
Power Purchase	MU	3,550.76	3,140.07	3,140.07
Sales	MU	2,549.91	2,153.76	2,153.76
Distribution Loss Target	%	28.19%	31.41%	28.19%
Allowable Power Purchase	MU			2,999.13
Trued up Bulk Supply Tariff	Rs/kWh			4.01
Allowable Power Purchase Cost	Rs Crore			1,259.91

2.1.2 TRANSMISSION CHARGES

In the Tariff Order for FY 2012-13 for the Petitioner, the Hon'ble Commission has approved the Transmission Charges of Rs. 61.78 crore (@ Rs. 0.174 per kWh) towards a projected power purchase of 3,550.76 MU.

As per the audited accounts, the Petitioner has incurred Rs. 54.64 crore towards transmission charges.

It is submitted that the trued up transmission charges payable to UPPTCL towards intra-state transmission are to the tune of Rs. 55.43 crore which have been computed by multiplying the allowable power purchase input of 2,999.13 MU (determined in foregoing section) by the trued up transmission charge of Rs. 0.1848 per kWh which has been traced from the True-up Petition filed by the UPPTCL before the Hon'ble Commission for FY 2012-13.

Table 2-4: Allowable Intra-State Transmission Charges for FY 2012-13

Particulars	Unit	Approved	Actuals	True-up Petition
Units Wheeled	MU	3,550.76	3,140.07	2,999.13
Trued up Transmission Charge	Rs/kWh	0.174	0.174	0.185
Transmission Charges	Rs Crore	61.78	54.64	55.42

Accordingly, the Petitioner submits that, against the approved intra-state transmission charges of Rs. 61.78 crore, the allowable transmission charges for FY 2012-13 are to the tune of Rs. 55.42 crore.

16

 (रमेश कुमार)
 मुख्य अभियन्ता (दा०)
 केशको

2.1.3 OPERATION AND MAINTENANCE EXPENSES

Operation and Maintenance Expenses (O&M expenses) comprises of employee expenses, repair and maintenance expenses and administrative and general expenses. Each element of O&M expenses have been examined in detail in the succeeding paragraphs.

The Petitioner submits that the actual gross employee expenses were Rs. 102.26 crore as against Rs. 115.40 crore approved by the Hon'ble Commission in the Tariff Order for FY 2012-13. The employee expenses capitalised as per audited accounts are to the tune of Rs. 1.21 crore as against Rs. 7.31 crore approved in the Tariff Order. Thus, the net employee expenses as per audited accounts are Rs. 101.05 crore as against Rs. 98.09 crore approved in the Tariff Order.

Further, the Petitioner submits that the actual gross A&G expenses were Rs. 40.75 crore as against Rs. 18.27 crore approved by the Hon'ble Commission in the Tariff Order for FY 2012-13. The A&G expenses capitalised as per audited accounts are to the tune of Rs. 0.02 crore against Rs. 2.74 crore approved in the Tariff Order. Thus, the net A&G expenses as per audited accounts are Rs. 40.73 crore as against Rs. 15.53 crore approved in the Tariff Order.

The actual repair and maintenance expenses for FY 2012-13 were Rs. 35.16 crore as against Rs. 25.34 crore approved by the Commission in the Tariff Order.

The summary of the O&M expenses approved in the Tariff Order for FY 2012-13 vis-a-vis the actual expenses as per audited accounts and those claimed in the True up are shown in the table below:

Table 2-5: Operation & Maintenance Expenses FY 2012-13

(All figures in Rs Crore)

Particulars	Tariff Order	Actuals as per audited accounts	True-up Petition
Employee Expenses	115.40	102.26	102.26
Repair & Maintenance Expenses	25.34	35.16	35.16
Administrative and General Expenses	18.27	40.75	40.75
Gross Operation and Maintenance Expenses	159.02	178.17	178.17
Less: Capitalisation			
Employee Cost Capitalized	17.31	1.21	1.21
A&G Expenses Capitalized	2.74	0.02	0.02
Total Capitalization	20.05	1.23	1.23
Net Operation and Maintenance Expenses	138.96	176.94	176.94

(रमेश कुमार)
मुख्य अभियन्ता (दा०)
केसको

2.1.4 INTEREST ON LONG TERM LOANS

Interest cost is an uncontrollable cost as the interest rate regime is determined by various external factors and the actual loans taken are consequential to the capital expenditure undertaken by the Petitioner.

The Hon'ble Commission in its previous tariff and true-up orders had considered a normative tariff approach with a gearing of 70:30. Considering this approach, 70% of the capital expenditure undertaken in any year was considered to be financed through loan and balance 30% was been considered to be financed through equity contributions. The portion of capital expenditure financed through consumer contributions, capital subsidies and grants was separated and the depreciation and interest thereon was not charged to the consumers & beneficiaries. The amounts received as consumer contributions, capital subsidies and grants were traced from the audited accounts. Subsequently, the financing of the capital investment was worked out based on the gearing ratio of 70:30 and allowable depreciation was considered as normative loan repayment.

The Petitioner for the purposes of this true up petition for FY 2012-13 has claimed the interest and finance charges based on the same philosophy.

Considering the Capital Work in Progress balances (CWIP) and Gross Fixed Asset (GFA) balances as per audited accounts, the Petitioner has derived the actual capital investments undertaken by it in FY 2012-13. The details are provided in the table below:

Table 2-6: Capital Investments in FY 2012-13

(All figures in Rs Crore)

Particulars	Derivation	2012-13
Opening WIP as on 1st April	A	44.67
Investments	B	18.58
Employee Expenses Capitalisation	C	1.21
A&G Expenses Capitalisation	D	0.02
Interest Capitalisation on Interest on long term loans	E	0.00
Total Investments	F= A+B+C+D+E	64.48
Transferred to GFA (Total Capitalisation)	G	20.40
Closing WIP	H= F-G	44.09

The table below summarises the amounts received towards consumer contributions, capital grants and subsidies in FY 2012-13:

(रमेश कुमार)
मुख्य अभियंता (वित्त)
केस्को

Table 2-7: Consumer Contributions, Capital Grants and Subsidies in FY 2012-13

(All figures in Rs Crore)

Particulars	2012-13
Opening Balance of Consumer Contributions, Grants and Subsidies towards Cost of Capital Assets	195.47
Additions during the year	20.05
Less: Amortisation	65.91
Closing Balance	149.62

Thus, the eligible financing of the capital investment is depicted in the table below:

Table 2-8: Financing of the Capital Investments in FY 2012-13

(All figures in Rs Crore)

Particulars	Derivation	2012-13
Investment	A	18.58
Less:		-
Consumer Contribution	B	20.05
Investment funded by debt and equity	C=A-B	-
Debt Funded	70%	-
Equity Funded	30%	-

Thus, from the above tables it is seen, that the Petitioner has made an investment of Rs. 18.58 crore in FY 2012-13. The consumer contributions, capital subsidies and grants received during the corresponding period is Rs. 20.05 crore. Thus, the total investment is been made out of the capital contribution received during the year. Allowable depreciation for the year has been considered as normative loan repayment.


The actual weighted average rate of 13.55% has been considered for computing the eligible interest expenses. The opening balance of long term loan has been considered from the loan balance as per audited accounts for FY 2012-13.

Considering the above, the gross interest on long term loan is Rs. 0.34 crore. The interest capitalisation has been considered at the same rate as per audited accounts. The computations for interest on long term loan are depicted below:

Table 2-9: Allowable Interest on Long Term Loan for FY 2012-13

(All figures in Rs Crore)

Particulars	True up Petition
Opening Loan	5.08
Loan Additions (70% of Investments)	-


 (रमेश कुमार) 19
 मुख्य अभियन्ता (वा०)
 केम्को

Particulars	True up Petition
Less: Repayments (Depreciation allowable for the year)	5.08
Closing Loan Balance	-
Weighted Average Rate of Interest	13.55%
Interest on long term loan	0.34
Interest Capitalisation Rate	-
Less: Interest Capitalized	-
Net Interest Charged	0.34

2.1.4.1 INTEREST ON CONSUMER SECURITY DEPOSITS

In terms of the Regulation 4.8(3) of the Distribution Tariff Regulation, the Licensee has to pay interest to the consumers at bank rate or more on the consumer security deposit. Further, section 47(4) of the Electricity Act 2003, states that "the distribution licensee shall pay interest equivalent to the bank rate or more, as may be specified by the concerned state Commission, on the security referred to in sub-section (1) and refund such security on the request of the person who gave such security"

The Petitioner humbly submits that the actual interest on consumer security deposit paid in FY 2012-13 is to the tune of Rs. 7.90 crore as against Rs. 4.92 crore approved in the Tariff Order. It is humbly prayed that the variation may be allowed in the true up.

2.1.4.2 BANK AND FINANCE CHARGES

The Petitioner humbly submits that it has incurred bank and finance charges to the tune of Rs. 0.001 crore as per audited accounts towards expenditures like bank charges, finance charges, etc and the same be allowed in the true up for FY 2012-13.

2.1.4.3 INTEREST ON WORKING CAPITAL

In the Tariff Order for FY 2012-13, the Hon'ble Commission had allowed Rs. 17.23 crore towards interest on working capital. The Distribution Tariff Regulations provide for the normative interest on working capital based on the methodology outlined in the Regulations. Accordingly, the Petitioner hereby claims Rs. 13.34 crore towards interest on working capital for FY 2012-13 as computed in the table below:

Table 2-10: Allowable Interest on Working Capital for FY 2012-13

(All figures in Rs Crore)

Particulars	Derivation	True up Petition
O&M Expenses		
Employee Expenses		102.26
R&M Expenses		35.16

(रमेश कुमार)
मुख्य अभियन्ता (वा०)
केस्को

Particulars	Derivation	True up Petition
A&G Expenses		40.75
Total O&M Expenses	A	178.17
One Month's O&M Expenses	B = 1/12 of A	14.85
Book Value of Stores	C	26.92
One twelfth of the sum of book value of the material in stores	D = 1/12 of C	2.24
Receivable equivalent to 60 days average billing of consumers	E	188.34
Less: Total Security Deposits by the Consumers reduced by Security Deposits under section 47(1)(b) of the Electricity Act 2003	F	98.73
Total Working Capital Requirement	G = B + D + E - F	106.70
Interest rate	H	12.50%
Interest on working capital	I = G x H	13.34

The following table summarises the interest and finance charges claimed by the Petitioner as against those approved by the Commission in the Tariff Order for FY 2012-13:

Table 2-11: Allowable Interest and Finance Charges for FY 2012-13

(All figures in Rs Crore)

Particulars	Tariff Order	Actual as per audited accounts	True-up Petition
A: Interest on Long Term Loans			
Gross Interest on Long Term Loan	16.96	186.88	0.34
Less: Interest Capitalisation	1.67	0.00	0.00
Net Interest on Long Term Loans	15.28	186.88	0.34
B: Finance and Other Charges			
Interest on Consumer Security Deposits	4.92	7.90	7.90
Bank Charges	2.01	0.00	0.00
Discount to Consumer	1.95	0.00	0.00
Finance Charges	0.00	0.00	0.00
Total Finance Charges	8.88	7.90	7.90
C: Interest on Working Capital	17.23	0.00	13.34
Total (A+B+C)	41.39	194.79	21.59

(रमेश कुमार)
मुख्य अभियन्ता (वायु)
केस्को

2.1.5 DEPRECIATION

The actual depreciation expense charged in the audited accounts is Rs. 17.26 crore. However, the same has been accounted for considering the depreciation rates prescribed by the Companies Act, 1956.

The Petitioner has computed the allowable depreciation expense on the GFA base as per audited accounts for FY 2012-13 and at the rates approved by the Commission in the Tariff Order for FY 2012-13 i.e., @ 4.76%. The Petitioner has computed the depreciation only on the depreciable asset base and has excluded the non-depreciable assets such as land, land rights, etc.

Considering this philosophy, the gross entitlement towards depreciation has been computed at Rs. 18.11 crore.

Table 2-12: Gross Allowable Depreciation for FY 2012-13

(All figures in Rs Crore)

Particulars	Opening GFA	Additions to GFA	Deductions to GFA	Closing GFA	Depreciation Rates considered	Allowable Depreciation
Buildings						
a. Residential Colonies	10.19	0.031817		10.22	4.76%	0.49
b. Office Building	1.66	0.02		1.68	4.76%	0.08
c. Building Containing at Sub-stations	16.89	0.31		17.20	4.76%	0.81
Plants & Machinery	-			-	4.76%	-
a. Plant & Machinery	155.29	6.62		161.91	4.76%	7.55
b. Lines, Cables, Networks etc.	364.62	13.12		377.74	4.76%	17.67
c. Office Equipments	6.15	0.22		6.37	4.76%	0.30
d. Computers	3.35	0.04		3.39	4.76%	0.16
Furniture & Fixtures	1.27	0.03		1.30	4.76%	0.06
Vehicles	3.45	-		3.45	4.76%	0.16
Grand Total	562.87	20.40	-	583.27	4.76%	27.28

The Petitioner has traced the figures in respect of depreciation charged on assets created out of consumer contributions, capital grants and subsidies from the audited accounts. This equivalent depreciation amounting to Rs. 9.17 crore has been reduced from the allowable depreciation for FY 2012-13.

Thus the allowable depreciation for FY 2012-13 is Rs. 18.11 crore as depicted in the table below:

(रमेश कुमार)
मुख्य अभियन्ता (वा०)
के.के.के.

Table 2-13: Net Allowable Depreciation for FY 2012-13

(All figures in Rs Crore)

Particulars	Tariff Order	Actual as per audited accounts	True-up Petition
Gross Allowable Depreciation	28.47	26.43	27.28
Less: Equivalent amount of depreciation on assets acquired out of the Consumer Contribution and GoUP Subsidy	4.76	9.17	9.17
Net Allowable Depreciation	23.71	17.26	18.11

2.1.6 PRIOR PERIOD EXPENSES

The Petitioner submits that it prepares its financial statements in compliance with Generally Accepted Accounting Principles (GAAP's) and Accounting Standards issued by Accounting Standards Board of Institute of Chartered Accountants of India.

There are certain prior period items which have been identified and incorporated in the audited financial statements for 2012-13. As per Accounting Standards (AS 5) (Revised) on 'Net Profit or Loss for the Period, Prior Period Items and Changes in Accounting Policies' states:

'Prior period items are income or expenses which arise in the current period as a result of errors or omissions in the preparation of the financial statements of one or more prior periods'

In the audited financial statements of the Petitioner for FY 2012-13, there has been recognition of Rs 22.73 crore of prior period incomes and prior period expenses of Rs 1.63 crore, thereby decreasing the eligible true-up by Rs. 21.11 crore.

The following table provides the detailed break-up of the prior period items for FY 2012-13 as per audited accounts

Table 2-14: Prior Period Items for FY 2012-13

(All Figures in Rs Crore)

Particulars	2012-13 True-Up Petition
Income	
Receipt from consumers	
Interest & Finance other Charges	0.00
Excess Provision for Depreciaion	1.84
Excess Provision for Interest	-
Transmission Charges	20.16
Other Income	0.73

(रमेश कुमार)
मुख्य अभियन्ता (वा०)
केस्को

Particulars	2012-13 True-Up Petition
Expenditure	-
Power Purchase	-
Wheeling Charges	-
Operating Expenses	0.53
Employee Cost	0.68
Depreciation Previous Years	-
Interest & Finance Charges	0.04
Other Expenses	0.37
Ammortization	
Admin & General exp for previous years	
Total	-21.11

2.1.7 PROVISION FOR BAD AND DOUBTFUL DEBTS

The Tariff Order for FY 2012-13 did not allow any amounts towards Provision for Bad and Doubtful Debts. The Petitioner humbly submits that such expenses are legitimate business expenses. It is further submitted that provision for bad & doubtful debts are accepted accounting principle even in sector like Banking where the provisioning of un-collectable dues are considered as a normal commercial practice.

The entitlement towards provision for bad and doubtful debts has been computed at 2% of the closing revenue receivables as per audited accounts of the relevant financial year.

Table 2-15: Allowable Provision for Bad and Doubtful Debts

(All Figures in Rs Crore)

Particulars	Rs Crore
Total Revenue Receivables from Retail Sales	1,145.72
% of Provision for Bad and Doubtful Debts	2%
Provision for Bad and Doubtful Debts	22.91

(रमेश कुमार)
मुख्य अभियन्ता (वा०)


2.2 REVENUE SIDE TRUING UP

2.2.1 REVENUE FROM SALE OF POWER

The Hon'ble Commission had projected revenue from sale of power of Rs. 1,248.37 crore for FY 2012-13. The audited accounts have reported the actual revenue from sale of power to be Rs. 1,145.72 crore (including delayed payment surcharge) towards electricity sales of 2,153.76 MU.

2.2.2 NON TARIFF INCOMES

The Petitioner submits that against the projected non tariff incomes of Rs. 7.17 crore in the Tariff Order, the actual non tariff incomes have been Rs. 5.56 crore.


(रमेश कुमार)
मुख्य अभियन्ता (वा०)
केस्को

2.2.3 AGGREGATE REVENUE REQUIREMENT FOR FY 2012-13 AFTER TRUING UP

The Aggregate Revenue Requirement for FY 2012-13 after final truing up is summarised in the Table below:

Table 2-16: ARR for FY 2012-13 after Final Truing Up

(All figures in Rs Crore)

Particulars	Approved	Actuals as per audited accounts	True-up Petition
Power Purchase Expenses	1281.37	1133.57	1259.91
Apportionment of O&M Expenses of UPPCL#	0.00	0.00	6.28
Transmission Charges	61.78	54.64	55.42
Employee Expenses	115.40	102.26	102.26
Repair and Maintenance Expenses	25.34	35.16	35.16
A&G Expenses	18.27	40.75	40.75
Gross Interest on Long Term Loans	16.96	186.88	0.34
Interest to Consumer	4.92	7.90	7.90
Finance Charges	2.01	0.00	0.00
Interest on Working Capital	17.23	0.00	13.34
Discount to Consumers	1.95	0.00	0.00
Depreciation	23.72	17.26	18.11
Prior Period Expenses	0.00	-21.11	0.00
Provision for Bad and Doubtful Debts	0.00	140.06	22.91
Gross Expenditure	1568.95	1697.38	1562.39
Less: Employee Capitalisation	17.31	1.21	1.21
Less: A&G Capitalisation	2.74	0.02	0.02
Less: Interest Capitalisation	1.67	0.00	0.00
Total Capitalisation	21.73	1.23	1.23
Net Expenditure	1547.22	1696.15	1561.16
Add: Return on Equity	0.00	0.00	0.00
Less: Non-tariff Incomes	7.17	5.56	5.56
Add: Efficiency Gains	0.00	0.00	0.00
Annual Revenue Requirement	1540.06	1690.59	1555.60
Revenue from Tariff incl DPS	1248.37	1145.72	1145.72
Net Revenue Gap	291.69	544.87	409.88

The Petitioner requests the Hon'ble Commission to consider the revenue side true-up and expense side true-up as per the aforementioned sections wherein the net revenue gap has been computed at Rs. 409.88 crore. The Petitioner humbly requests the Hon'ble Commission to consider the same along with the ARR for FY 2015-16.

(रमेश कुमार)
मुख्य अभियन्ता (आ०)
केस्को

3. PROGRESS OF VARIOUS EFFICIENCY IMPROVEMENT MEASURES UNDERTAKEN

As per the directives and guidelines specified by the Hon'ble Commission towards efficiency improvement, KESCO has made concerted efforts to improve its operations and is committed to implement a number of technical and commercial measures in this direction in FY 2014-15 (current year) and FY 2015-16 (ensuing year). The objective of efficiency improvement programs would be to ensure a reliable distribution system and enhance the quality of supply to consumer as well as to reduce technical & commercial losses of the Petitioner. The initiatives undertaken are:

SYSTEM IMPROVEMENT INITIATIVES

The initiatives undertaken by the petitioner for system improvement & collection efficiency improvement involve following activities:

3.1 ENHANCEMENT OF CAPACITY OF EXISTING 33KV SUBSTATIONS

At some grid substations, existing power transformers are of lesser capacity and loaded beyond their rating. Hence it is required to augment these Power Transformers so that loading can be reduced. Augmentation will help in:

- a. Reliable Supply.
- b. Prevention of frequent failures.
- c. Reduction of overloading in existing system.
- d. Reduction of technical losses.
- e. Down time reduction.
- f. Load growth.

3.2 CONSTRUCTION OF NEW 33KV SUBSTATIONS

In order to meet bulk load requirement & continuous increase in load demand in particular area new substations are commissioned. The voltage is tapped at 33kV level and is stepped down to 11kV with the use of power transformers. From power transformer, a number of 11kv feeders are taken, depending upon the capacity of the transformer. On Commissioning of new 33kV substation at suitable location, the length of the 11kv feeder is reduced and the network is optimally loaded.

(रमेश कुमार)
मुख्य अभियन्ता (वा०)
केस्को

3.3 ADDITION OF NEW TRANSFORMERS

At those grid substations where existing power transformer are loaded beyond their capacity and such transformers cannot be upgraded to higher capacity, hence it is required to install new power transformer to share the load and relieve the loaded transformers. Addition of new transformer at various grid substations will reduce over loading at the substation & consequently improve the system reliability.

3.4 OTHER INITIATIVES

1. Capacity enhancement of Distribution substation and strengthening the distribution system to be compatible to load growth.
2. Distribution Automation: It is envisaged that 33kV and 11kV feeders shall be automated through distribution SCADA system in phases to monitor automatically the operation of feeders for over loading of feeders, tripping etc.
3. Replacement of old conductors.
4. Replacement of damaged poles.

3.5 APPOINTMENT OF INPUT BASED DISTRIBUTION FRANCHISEE

In an endeavor to improve operational efficiency of the distribution system and quality of service to its consumers, KESCO sought to bring in management expertise through public-private participation, in distribution of electricity. Based on this approach KESCO decided to appoint an Input Based Distribution Franchisee through a transparent bidding process for its supply area. KESCO's objectives of appointing a distribution franchisee, inter alia, are:

- I. To minimize Aggregate Distribution and Commercial losses
- II. To bring improvement in Metering, Billing and Revenue Collection
- III. To minimize Current Assets on account of arrears
- IV. To enhance customer satisfaction level by improving quality of service

The Electricity Act has opened new avenues for bringing in private participation in the distribution sector. The 7th proviso to Section 14 of the Electricity Act, 2003 states that:

"...in a case where a distribution licensee proposes to undertake distribution of electricity for a specified area within his area of supply through another person, that person shall not be required to obtain any separate license from the concerned State Commission and such distribution licensee shall be responsible for distribution of electricity in his area of supply"

(रमेश कुमार)
मुख्य अभियन्ता (वा०)
केस्को

Accordingly, a person who undertakes the distribution of electricity for a specified area on behalf of the Distribution Licensee will not be required to obtain separate license from the concerned State Electricity Regulatory Commission


After a transparent bidding process, M/s Torrent Power Ltd was appointed as Input Based Distribution Franchisee for the complete KESCO supply area for a period of 20 years. Such agreement was entered into on May 18, 2009.

3.6 COMMERCIAL PROCESS IMPROVEMENT

- For proper accounting of energy & reducing chances of theft, double metering system is being implemented & is yielding encouraging results.
- For speedy redressal of consumer grievances, call centre has been established and Control rooms have been set up.
- In all theft prone areas overhead conductor are being replaced with ABC (Aerial Bunched Conductor). This has helped in the reduction of line losses and break-downs and has resulted in better quality of supply & consumer satisfaction.
- Provision of periodic checking of all static and trivector meters installed in high value consumers premises.
- Special drive to check the cases of theft/unauthorized use of electricity/checking of excess load being carried out in different distribution divisions by officers of KESCO. A snapshot of such drives carried out by the officers of KESCO is presented in the table below:

Table 3-1: Highlights of Raids Conducted by KESCO Team

Particulars	FY 2007-08	FY 2008-09	FY 2009-10	FY 2010-11	FY 2011-12	FY 2012-13
Total Raids Conducted	12,140	21366	28243	10847	12769	5674
Electricity Thefts Detected	2,356	1631	1651	1643	2941	1879
Detection of Illegal Connections and Other Irregularities	2,381	1270	1241	1805	1708	965
Revenue Processed (in Rs lakhs)	842.61	487.96	447.25	618.11	789.13	467.38
Revenue Recovered (in Rs lakhs)	311.05	153.29	94.27	164.32	232.51	121.55
No of Disconnections	4,625	5107	7835	4431	5397	1347
Reconnections plus Regularization of Connections	1,305	1199	1841	1185	743	270
No of FIR's	339	349	714	942	922	833
No of Court Cases	102	25	71	41	124	-
No of Arrests	7	1	1	3	97	3

29

 (रमेश कुमार)
 मुख्य अभियन्ता (वा०)
 केस्को

- f. Special team of headquarter Engineers and Vigilance teams comprising of KESCO's officers and Police personnel's have been formed in each circle. With these teams surprise raids are conducted to direct theft of energy/Katiya connections. A Snapshot of such drive carried out by the Vigilance Team is presented in table below:

Table 3-2: Highlights of Raids Conducted by Vigilance Team

Particulars	FY 2007-08	FY 2008-09	FY 2009-10	FY 2010-11	FY 2011-12	FY 2012-13
Total Raids Conducted	1,449	1934	1398	1867	2130	3181
Electricity Thefts Detected	747	456	800	1123	1470	2064
Detection of Illegal Connections and Other Irregularities	370	172	100	253	222	156
Revenue Processed (in Rs lakhs)	490.58	298.21	280.19	528.29	48.31	483.14
Revenue Recovered (in Rs lakhs)	150.97	54.7	71.1	101.80	142.01	389.63
No of Disconnections	379	184	304	618	886	1048
Reconnections plus Regularization of Connections	82	123	36	87	355	627
No of FIR's	88	45	295	180	313	1437
No of Court Cases	31	3	15	1	8	3
No of Arrests	50	4	5	0	1	4

- g. Special camps are organized to collect revenue from the consumers to solve their problems on the spot.
- h. Regularization of illegal connections and ledgerisation of unledgerised connections is being monitored to arrest revenue loss.
- i. NA/NR/IDF/ADF meters are being monitored and defective meters are being changed. Timely efforts are being made to install meters on all distribution transformers.
- j. Works of hand held billing, disconnection and reconnection works are being done with the help of external agencies. The system coverage has improved with the implementation of hand held metering /billing devices.
- k. Further petitioner is planning to use various Information Technology (IT) initiatives to drive operational efficiency improvement. Web based billing /payment is one of the initiatives. In this facility consumer can log on the designated web site of the service provider and by punching a key word provided in the bill consumer can view their complete bill and payment can be made accordingly.

(रमेश कुमार)
मुख्य अभियन्ता (वा०)
केस्को

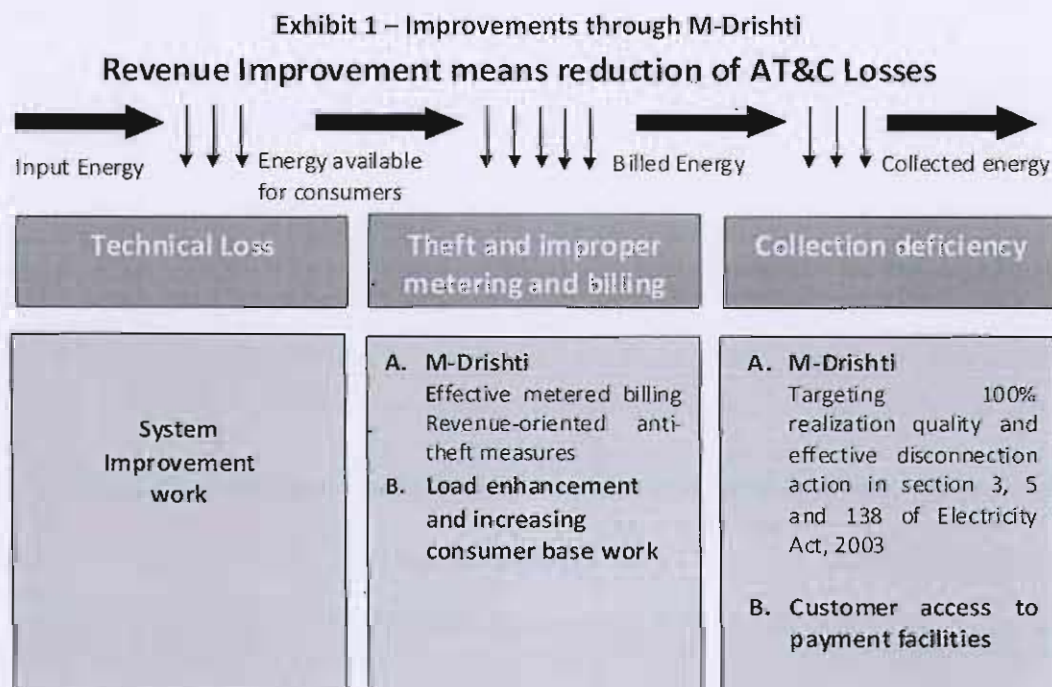
4. E-GOVERNANCE INITIATIVES BY KESCO

KESCO has undertaken a slew of E-governance initiatives which are aimed at higher revenue realization, better consumer satisfaction and maintaining the highest standard of professionalism and ethics in the organization.


The key initiatives have been discussed below:

4.1 M-DHRISTI

KESCO like other power distribution utilities faced high AT&C losses in the recent past. There was no end-to-end tracking of theft or raids as well as revenue assessment and realization. Even for billed but non-paying consumers, there was no accurate record of disconnections undertaken and subsequent action. Apart from this, many consumers had defective/mechanical meters installed on their premises and were, therefore, billed on an average basis. There was no mechanism to track meter replacement works. Against this backdrop, KESCO introduced a mobile-based tracking system - M-Drishhti; to ensure end-to-end tracking of in-field revenue-related activities like raids, meter replacements and disconnections.



Under M-Drishhti, 2G internet services have been activated on the official mobile handsets of all distribution officials. Separate user IDs and password have been created to log in the mobile M-Drishhti interface and fill in details of field activities undertaken by the officials.


 (रमेश कुमार)
 मुख्य अभियंता (वि.प.)
 केशको

In the event of meter checking or a raid, a brief report is filed on the spot and sent via the mobile handsets to the central server. Similarly, for any disconnection against electricity dues or FIR lodged under section 138 of the electricity Act, 2003 the information of action taken on the spot is sent to the central database on a real-time basis. At the server end, the collected information is updated by the concerned division. Once the assessed revenue at the field level has been entered, it can be edited and the final assessment can be undertaken by the concerned division.

Action taken in terms of issuance of notice under Sections 3 and 5 etc. can be recorded by the concerned division. This holds true for disconnections, the amount realized therein, action taken in case of non-realization, etc. For meter replacements, a daily report of meters replaced (defective/mechanical/otherwise) is linked with the online advice. The system generates various management information system (MIS) reports, which enables performance monitoring.

4.2 BILL PAYMENT OPTIONS

KESCO has introduced several new payment options for consumers. These include:

4.2.1 ONLINE BILL PAYMENT

Consumers can log on to the company website to pay electricity bills to pay electricity bills through a payment gateway or net banking. A snapshot of the website of the Petitioner where the facility of online payment is provided is illustrated below:

Exhibit 2 – Snapshot of KESCO's website



(रमेश कुमार)
मुख्य अभियन्ता (वा०)
केस्को

4.2.2 PAYMENT THROUGH MOBILE PHONES

Customers can pay, accept and transfer money through mobiles handsets and all the KESCO's PCs/Mobiles/landlines act as a point-of-sale terminals. There are various options to pay through phones.

4.2.3 CALLING ON THE HELPLINE NUMBER (THROUGH IVRS)

Through this system, customers can call on the numbers provided by KESCO for bill payment. The call will land on the interactive voice response system (IVRS) which captures the consumer number and card information, and connects to KESCO's bank payment gateway for processing the transaction. On successful payment authorization, the IVRS updates the payments details on the master server.

4.2.4 DIRECT MOBILE BASED PAYMENT SERVICES

Through this system, customers log on to the vender's mobile application (white labeled for KESCO) for bill payments after downloading it. The mobile application captures the consumer's number and card information of the customer, and connects to KESCO's bank payment gateway for processing the transaction. On successful payment authorization, the mobile system updates the payment details on the master system.

4.2.5 SMS-BASED PAYMENT SOLUTION

Under this system, customers initiate the payment request through SMS. The server sends a message to the customer on the registered mobile number as the payment confirmation receipt for every successful transaction. The system also sends SMS alerts to customers for the due date for bill payment to avoid uninterrupted services as well as for payment confirmation.

4.2.6 PAYMENT THROUGH ATM

KESCO has tied up with the Punjab National Bank (PNB) for electricity bill payment through ATM outlets. A PNB consumer can go to the bank's ATM, which has "KESCO bill payment" as an option. Customer can select this option see their bill, enter their card details and electricity account number, and pay the bill. A receipt is generated and the payment is automatically updated on KESCO's central billing server. At present, options to pay bills through debit cards/ATMs of other banks are being considered.

4.2.7 PAY FROM HOME

Consumers can make cheque payments through the billing agency-the meter reader, who generates bills for consumers through hand held machines at their doorstep. A hand-held-generated receipt is provided to consumers. Besides the aforementioned methods of revenue

(रमेश कुमार)
मुख्य अभियन्ता (वा०)
केस्को

33
(रमेश कुमार)
मुख्य अभियन्ता (वा०)
केस्को

realization, increasing the customer base by providing easy access to new connections is important. The launch of single-window services is an initiative towards this end.

4.3 URJA MITRA - CONSUMER INTERFACE

The basic concern of the consumers of any power distribution company is uninterrupted supply. The electricity demand-supply gap being critical issue in India, most of the utilities fail to ensure uninterrupted supply. This causes consumer dissatisfaction and lack of trust for the concerned officials. The unavailability of correct information related to the cause and expected time of interruption adds to customer concerns resulting from local faults, which take hours to be restored. Moreover, at times, related queries are not adequately addressed by substation staff, which results in law and order issues.

To address these issues, KESCO has launched an initiative, Urja Mitra, which seeks to:

- Provide information about power rostering/cuts/breakdowns/shutdowns to consumers on their landline/mobile phones
- Establish mutual trust between citizens and distribution officials

Any scheduled/unscheduled rostering/breakdown is reported to the central control room. The call centre operator selects the specific substation or the 33kV/11kV feeder in the case of breakdowns and the entire area for rostering. Consumers of the concerned area are automatically selected by the software and as soon as a command is given, SMS alerts and voice calls are sent to them.

Therefore, the message provides specific breakdown information to the concerned customer along with the expected time of power supply restoration. These SMS alerts are sent on 24x7 bases to all affected consumers, while voice calls are sent only during the day.

So far, over 80,000 phone numbers have been collected from the live consumer base of 450,000. Efforts are being made to cover the remaining customers through billing agencies/division offices. They can also log on to the KESCO web site and register their phone numbers for availing of these services. There has been a positive response to the initiative. Customers are enrolling themselves to access information via Urja Mitra and there has been a reduction in general complaints about the behavior of division/substation officials during power interruptions as well as law and order issues.

4.4 ACCESS TO NEW CONNECTIONS

The aforementioned three services are the key links between consumers and a distribution company. These services not only help in enhancing consumer experience but are also the most important source to revenue enhancement. Therefore, to provide easy access to these services, a single-window system has been launched in all divisions of KESCO. This system enables consumers

(रमेश कुमार)
मुख्य अभियंता (वा०)
केस्को

to apply for, pay and avail of any service. New connections of up to 4kW are provided within seven days and for load enhancement, requests are processed on the same day. The system also ensures that the registration number and the confirmation for work completion are communicated to consumers on their mobiles numbers.

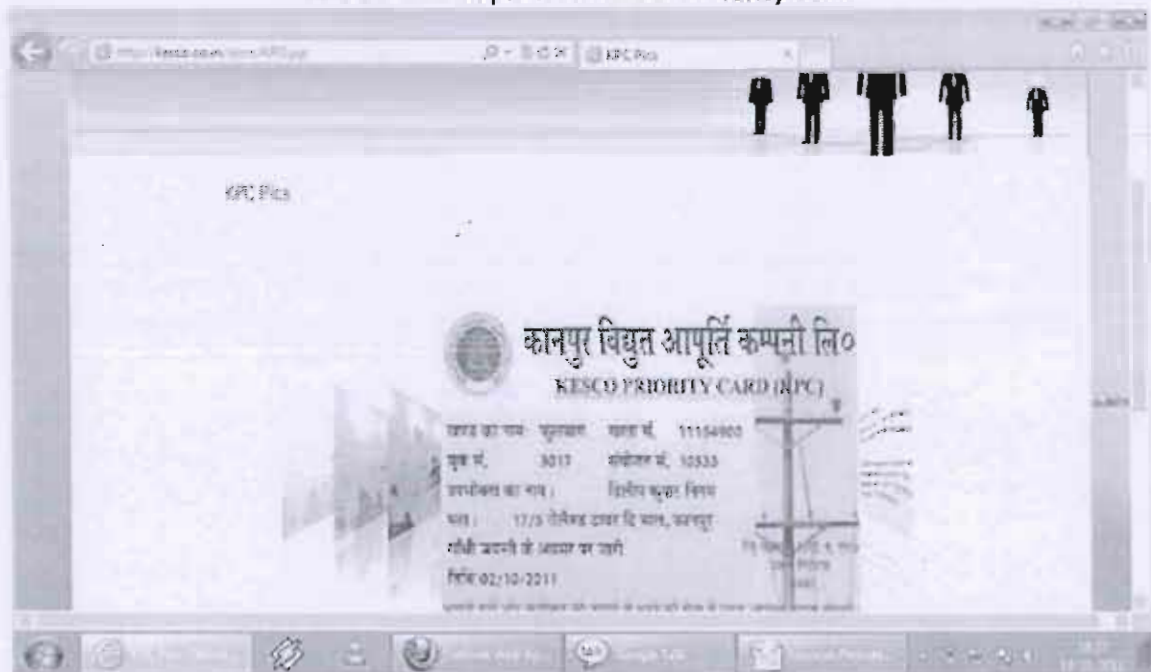
KESCO has also designated two days of each month, the 10th and 20th days, as Urja Diwas. On these days, special camps are organized in all the division for new connections, etc. and efforts are made to register connections after verifying the details at the earliest. Spare project teams and meters are kept for expediting execution, and supervisory officers pay surprise visits on these days and monitor the performance of divisions on a rotation basis.

4.5 KESCO PRIORITY CARD (KPC)

To build a steady and harmonious relationship with consumers, a unique initiative, KESCO Priority Card (KPC), has been introduced. This schemes offers benefits to customers who have been regularly paying their electricity bills for the past five years, have electronic meters and have never been involved in power theft. These consumers are being issued KPCs and are treated as privileged customers.

These customers can avail of several benefits-they are not required to stand in queues for bill payments are the first ones to be called for grievance redressal, etc. KPCs are being issued in phases to customers and there are plants to provide additional services under the scheme. The initiative has been a major success.

Exhibit 3 – Snapshot of KESCO’s Priority Card




(रमेश कुमार) 35
मुख्य अभियन्ता (वा०)
केस्को

4.6 DEDICATED 24X7 CALL CENTRE

A centralized call centre has been launched to improve customer services, increase staff efficiency and provide a single-window clearance mechanism for all customer complaints. The call centre is designed to address consumer complaints regarding power outages, wrong billing, payments, metering, etc.

The redressal time frame for different complaints categories range from four hours to 15 days, and unaddressed complaints are forwarded to every subsequent higher officials till being addressed. The software also generates MIS reports of the lodged and solved complaints as well as officer-wise defaulter lists, which are monitored at the highest level. This system is also integrated with SMS facilities for consumers/officers at the time of registration as well as redressal.


(रमेश कुमार)
मुख्य अभियन्ता (या
कार्यको)

5. INVESTMENT PLAN DETAILS

Large investments have been planned in order to reduce T&D losses and to maintain reliable supply. In past the desired results could not be obtained due to severe fund constraints. To achieve the desired objective an aggressive investment plan has been envisaged. While in most of the schemes the objective is to strengthen/up-grade the distribution system, some scheme will also help in reducing AT&C losses, the full benefit of the capital expenditure incurred in respect to the reduction of AT&C losses will however accrue over a period of next few years. The proposed expenditure plan has been aimed with following objective:

- Strengthening and refurbishment of system to improve the reliability of supply.
- Undertaking system improvement to meet the demand growth.
- For reducing the distribution losses.
- Carry out automation and other improvement work to enhance customer service.
- Undertake investment to cater social need such as electrification in left over area of villages.
- Carry out customer deposit work.

The various schemes under which the capital expenditure programs are envisaged are detailed below:

5.1 R-APDRP

Ministry of Power, Govt. of India, has launched the Restructured Accelerated Power Development and Reforms Programme (R-APDRP) in the XI Five year Plan. Power Finance Corporation Limited (PFC) has been designated by GoI as the Nodal Agency for the programme. The programme spans from data acquisition at distribution level till monitoring of results of steps taken to provide an IT backbone and strengthening of the Electricity Distribution system across the Country under the programme. The objective of the programme is reduction of AT&C losses to the extent of 15% in project areas.

The project under the scheme shall be taken up in two parts. Part-A shall include the project for establishment of base line data and IT application for energy accounting /auditing and IT based consumer service centre. Part-B shall include regular distribution strengthening projects. The activities covered under each part are as follows:

Part -A of the scheme essentially covers the application of information technology in distribution utilities across the country. The scheme shall involve implementation of IT modules for data acquisition, new connections/disconnection, energy accounting & audit, network analysis management, Maintenance management, Asset management, MIS, metering, billing, collection etc. The programme also encompasses implementation of SCADA/DMS, GIS based Consumer Indexing & Asset mapping etc. This entire exercise is being aimed to establish Base line Data


(रमेश कुमार)³⁷
मुख्य अभियन्ता (वा०)
केस्को

collection system for the distribution utilities through which they would be able to capture AT&C losses in a precise manner without manual intervention and also to plan & implement corrective measures in Part B

Part-B of the scheme covers system strengthening, improvement and augmentation of distribution system. This shall involve:-

- Identification of high loss areas
- Preparation of investment plans for identified areas
- Implementation of plan
- Monitoring of Losses

5.2 OTHER SCHEMES

A large part of the distribution network is very old and needs major overhauling or replacement. Petitioner has identified some major assets that are in dire need of replacement. Major items covered under the requirement of replacement are poles, overhead conductors, wires, and switchgears.

Apart from replacement of the old and dilapidated assets there are ongoing requirement of network and infrastructure augmentation to cater to the load growth occurring due to regular increase in load in existing set-up as well as due to high propensity to consume power due to higher disposable incomes. Also, there is a significant requirement of improving the systems and processes of the distribution business of the petitioner to achieve better efficiency of operations, e.g. billing accuracy and procedure, material and financial management etc. Therefore the petitioner has also planned to invest significantly in IT systems for achieving such objectives.

5.3 REPLACEMENT AND STRENGTHENING OF WORN-OUT POLES AND CONDUCTORS

In the distribution area large scale replacement of worn out poles and conductors are urgently needed. This is important for reducing losses and in reduction of occurrence of accidents

5.4 AUGMENTATION OF DISTRIBUTION NETWORK

For any distribution system it is important to augment the network on a continual basis to cater to the load growth and achieving optimal operating efficiency of the distribution equipment. With the increasing demand of power and to balance the load distribution, new sub-stations have been identified where capacity enhancement is required.

5.5 METERING OF CONSUMERS

Large numbers of meters are required for providing new connections as well as for replacement of defective meters for effective energy accounting. At present large section of the consumers are

(रमेश कुमार) 38
मुख्य अभियन्ता (वा०)
केम्को

not correctly metered due to defective metering. This needs immediate replacement. Presently the Petitioner is releasing all the new connections with meters. Investment is required towards replacement and installation of meters. Further additional investment has been envisaged towards installation of 3-phase meters

5.6 INSTALLATION OF AERIAL BUNCH CONDUCTORS

Unauthorized consumption of electricity is the most important area of concern for the petitioner. The major component of losses in distribution is commercial losses, which is primarily due to theft. In order to reduce the same the existing over head lines are envisaged to be replaced by Aerial Bunched Conductors (ABC) which is less prone to theft.

5.7 CONSUMER DEPOSIT WORKS

The quantum of funds towards the deposit work to be carried is dependent on the request of the consumers. Such requests of execution of deposit work are expected from various Government Department and privates entities.

5.8 CAPITAL INVESTMENT PLAN FOR FY 2014-15 – REVISED ESTIMATES

The revised estimate in respect of capital expenditure being undertaken in FY 2014-15 is summarized in the table below:

Table 5-1: Revised Estimates of Capital Expenditure in FY 2014-15 (Rs Crore)

Description	Qty	Capital Expenditure			
		Loans	Equity / Internal Accruals	Deposit Works	Total
Capacity enhancement works at 33/11 kV Substations	5 Nos.	0.60	0.26	0.00	0.85
System Improvement Works at 33 kV Lines/Substations	7 Nos.	0.64	0.28	0.00	0.92
System Improvement Works at 11 kV Lines and 11/0.4 kV S/s	216 Jobs	1.07	0.46	0.00	1.53
Replacement of damaged 33 kV switchgears with new switchgears	15 Nos.	0.28	0.12	0.00	0.40
Replacement of Old Single Phase Meters	40000 Nos.	1.01	0.43	0.00	1.44
Purchase of mobile transformer trolley - 6.6./0.4 kV 400 KVA	10 Nos.	0.11	0.05	0.00	0.16
Replacement of existing 11/6.6 kV underground cables with new 11/6.6 kV overhead line	10 KM	0.15	0.06	0.00	0.22

(रमेश कुमार)³⁹
मुख्य अभियन्ता (वा.)
के.एस.के.


Description	Qty	Capital Expenditure			
		Loans	Equity / Internal Accruals	Deposit Works	Total
Installation of Distribution Transformers	400 Nos.	3.83	1.64	0.00	5.48
Replacement of Poles, LT Lines, etc	1160 Jobs.	0.23	0.10	0.00	0.33
Earthing works, GI piping works for protection of Transformers, Other Misc Works	Various Jobs	0.25	0.11	0.00	0.36
Construction of 33/11 kV Sub-stations	4 Nos	1.90	0.81	0.00	2.71
Construction of 33 kV Overhead line	15 KM	0.57	0.24	0.00	0.81
Construction of 33 kV Underground line	10 KM	1.26	0.54	0.00	1.80
Construction of 11 kV Overhead line	10 KM	0.15	0.06	0.00	0.22
Construction of 11 kV Underground line	6 KM	0.53	0.23	0.00	0.76
Deposit Works	NA	2.22	0.95	3.17	3.17
Total	0	14.81	6.35	3.17	21.15

5.9 PROPOSED CAPITAL INVESTMENT PLAN FOR FY 2015-16

The proposed capital expenditure for FY 2015-16 is summarized in the table below:

Table 5-2: Proposed Capital Expenditure in FY 2015-16 (Rs Crore)

Description	Qty	Capital Expenditure			
		Loans	Equity / Internal Accruals	Deposit Works	Total
Capacity Enhancement/Construction of 33/11 kV Sub-stations	2 Nos	0.28	0.12	0.00	0.40
Replacement of Damaged 33kV Breakers	5 Nos	0.09	0.04	0.00	0.12
Replacement of Damaged 11kV Incoming/Outgoing/Bus-Couplers with Breakers	10 Nos	0.12	0.05	0.00	0.18
Installation of 250 KVA and 400 KVA transformers	13 - 400 KVA; 64 - 250 KVA	0.94	0.40	0.00	1.34
Capacity enhancement of distribution transformers from 250KVA to 400 KVA	34 Nos	0.31	0.13	0.00	0.45
Installation of Aerial Bunch Conductor	250 Kms	4.29	1.84	0.00	6.13
Replacement of Old Conductors	19 Kms	0.29	0.13	0.00	0.42
Replacement of Old Poles	770 Nos	0.31	0.13	0.00	0.44


 (रमेश कुमार)
 मुख्य अभियन्ता (वा०)
 के.सं.के.

Description	Qty	Capital Expenditure			Total
		Loans	Equity / Internal Accruals	Deposit Works	
Replacement of 33kV Line	11.45 kms	1.53	0.66	0.00	2.18
Construction of 33 KV Overhead Line	4 kms	0.29	0.13	0.00	0.42
Construction of 33 kV underground line	10 Kms	2.64	1.13	0.00	3.77
Construction of 11 kV Overhead line	17 kms	0.47	0.20	0.00	0.68
Replacement of 11Kv cables/underground cables	27.5 Kms	1.24	0.53	0.00	1.77
Plinth works and Fencing Works of Transformers	140 Nos	0.30	0.13	0.00	0.43
Guarding of 33kV and 11kV S/S	20 Kms	0.11	0.05	0.00	0.15
Replacement & Installation of Meters	42000 Nos	1.50	0.64	0.00	2.15
Installation of 3 phase meters	3500 Nos	0.50	0.22	0.00	0.72
Checking of Meters	50000 Nos	0.50	0.21	0	0.72
Double Metering of Consumers	0	-	-	0	-
(a) LT Meters	1000 Nos	0.50	0.21	0	0.72
(b) HT Meters	171 Nos	0.36	0.15	0	0.52
Purchase and Installation of L.P.R	1500 Nos	0.10	0.04	0	0.14
Investment on the new Online Billing Centers	5 Nos	0.10	0.04	0	0.14
System Improvement	NA	0.82	0.35	0	1.18
Deposit Works	NA	0	0	4.44	4.44
Total	0	17.61	7.55	4.44	29.59

(रमेश कुमार)
मुख्य अभियन्ता (वा०)
केस्को

6. COMPLIANCE OF HON'BLE COMMISSION'S DIRECTIVES

The Hon'ble Commission had issued certain directives to the Petitioner in the Suo-motu Tariff Order dated 31.05.2013 and Tariff Order dated 01.10.2014. The Petitioner submits the status of compliance of the directives as follows.

Table 6-1: Status of Compliance of the Directives issued vide Order dated 31.05.2013

Ref SI No.	Description of Directive	Status of Compliance
1	The Commission directs the Licensee to pressingly pursue the proposal for allocation of PPAs to Discoms with GoUP and expedite the process of allocation.	The Petitioner humbly submits that the process of allocation of PPAs to the Discoms has already been sent to the GoUP for notification and the matter is still pending at their level.
5	The Commission directs the Licensee to pressingly pursue the GoUP for finalization of the Transfer Scheme and submit a copy of the same.	The Petitioner humbly submits that the matter is being handled through the holding company namely UPPCL on behalf of all the Discoms which is pressingly pursuing the matter with the GoUP for the finalization of the Transfer Scheme.
7	The Commission directs the Licensee to frame an appropriate policy on capitalization of (i) employee costs, and (ii) A&G expenses.	The Petitioner's policy on capitalization of (i) employee costs, and (ii) A&G expenses has been provided in the Notes on Accounts annexed with the audited accounts which is reproduced below: <i>"Due to multiplicity of functional units as well as multiplicity of function at particular unit, employee cost and general & administration expenses to capital works are capitalised @ 15% on distribution and deposit work, 11% on other works on the amount of total expenditure."</i>
8	The Commission directs the Licensee to submit Fresh Actuarial Valuation Study Report in respect to employee expenses.	The Petitioner submits that the matter would be taken up at UPPCL level.
10	As lack of approved transparent policy on identifying and writing off bad debts is hindering allowance of bad debts as an ARR component; the Commission directs the Licensee to submit ten sample cases of LT & HT consumers where orders have been issued for writing off bad debts, clearly depicting the procedure adopted for writing off bad debts along with policy	The Petitioner submits that it has framed a policy for identifying and writing off old arrears and a copy of the same was submitted to the Hon'ble Commission during the proceedings in respect of ARR and Tariff Petition for FY 2014-15. Appropriate directions have been issued to the field units to compile the sample cases based on such order issued by the licensee.


Ref Sl No.	Description of Directive	Status of Compliance
	framework for managing bad debts for the Commission's perusal.	
13	The Commission directs the Licensee to conduct benchmarking studies to determine the desired performance standards in accordance with Clause 2.1.8 of the Distribution Tariff Regulations.	The Petitioner submits that as per the Uttar Pradesh Electricity Regulatory Commission (Multi Year Distribution Tariff) Regulations, 2014 the benchmarking studies have to be completed by 30.09.2015. Accordingly, the same would be completed in the stipulated timeframe.
14	The Commission directs the Licensee to conduct proper loss estimate studies for assessment of technical and commercial losses under its supervision so that the Commission may set the base line losses in accordance with Clause 3.2.3 and Clause 3.2.4 of the Distribution Tariff Regulations and submit the report to the Commission. The study shall segregate voltage-wise distribution losses into technical loss (i.e. Ohmic/Core loss in the lines, substations and equipment) and commercial loss (i.e. unaccounted energy due to metering inaccuracies/inadequacies, pilferage of energy, improper billing, no billing, unrealized revenues etc.).	The PFC Consulting Ltd has submitted a draft approach paper which is in discussion stage. Once the approach paper is finalised, the Petitioner would submit the same to the Hon'ble Commission.
16	The Commission directs the Licensee to conduct Cost of Service studies which would serve as a tool for alignment of costs and charges and submit details regarding the cost of service studies for each category or voltage level.	The PFC Consulting Ltd has submitted a draft approach paper which is in discussion stage. Once the approach paper is finalised, the Petitioner would submit the same to the Hon'ble Commission.
17	Commission directs the Licensee to submit a road map for 100% metering in its licensed area. However, based on the ground realities, if the Distribution Licensee seeks exemption towards its metering obligation for any particular category of consumers, it must provide the Commission revised norms specific for its supply area, based on fresh studies, for assessment of consumption for these categories. Sales forecast for un-metered categories shall be validated	The Petitioner submits that as per the Uttar Pradesh Electricity Regulatory Commission (Multi Year Distribution Tariff) Regulations, 2014 the study for assessment of metered and unmetered consumers has to be completed by 30.09.2015 and 31.12.2015 respectively. Accordingly, the same would be completed in the stipulated timeframe.

Ref SI No.	Description of Directive	Status of Compliance
	with norms approved by the Commission on the basis of above study carried out by the Licensee.	
18	The Commission directs the Licensee to install electronic meters in the residential consumers under LMV-10 category and submit a progress report every month.	The Petitioner submits that Section 23 (7) of Electricity Reforms Act, 1999 provides that "terms and condition of service of the personnel shall not be less favourable to the terms and condition which were applicable to them before the transfer". The same spirit has been echoed under first proviso of section 133 (2) of the Electricity Act, 2003. The benefits for employees / pensioners as provided in section 12 (b) (ii) of the Uttar Pradesh Reform Transfer Scheme, 2000 include "concessional rate of electricity", which means concession in rate of electricity to the extent it is not inferior to what was existing before 14th January, 2000.
20	The Commission directs the Licensee to reconcile the inter-unit balances lying unreconciled either itself or through independent chartered accountant firms.	The Petitioner submits that the determination of tariff is done by the Hon'ble Commission on normative basis based on the Tariff Regulations. As such the inter-unit reconciliation has no forbearance on the ARR and Tariff determination and assessment of revenue gap.
21	The Commission directs the Licensee to file submissions in respect of FPPCA in a timely and regular manner.	The Petitioner states that a decision on the Petition filed towards clarification/modification of the FPPCA formula is still pending with the Hon'ble Commission. Once the final order of the Commission is issued, the Petitioner would file such submissions.

(रमेश कुमार)
मुख्य अभियन्ता (वा०)
केस्को

Table 6-2: Status of Compliance of the Directives issued vide Order dated 01.10.2014

S. No	Description of Directive	Time Period for compliance	Status of Compliance
1	The Licensees are directed to arrange for quarterly meetings between the MDs of the Licensees and the consumer representatives for solving various grievances of the consumers and submit a status report containing details of such meetings along with the next ARR filing.	Immediate	The Petitioner humbly submits that the Tariff Order for FY 2014-15 was issued only recently. A status report for the quarter Oct-Dec and Jan-March would be submitted after the financial year-end in the month of April 2015.
2	The Commission directs the Licensee to pay the applicable interest on consumer's security deposit as per the Orders of the Commission and submit the compliance report with the next ARR filing. Licensees are directed to ensure the timely payment of the interest on security deposit to the consumers.	Immediate	The Petitioner submits that the interest on consumer security deposit is being credited to the consumer's account in terms of the Supply Code and Tariff Orders of the Hon'ble Commission.
3	As regards the various complaints of the stakeholders brought to the notice of the Commission during public hearing, the Licensee is directed to look into the matters and take appropriate action on the same. Further, the Licensee must ensure that proper advertising regarding CGRF is done to bring awareness amongst the consumers. The chairperson of the CGRF should also be part of such public hearings so that a direct interaction may take place and the grievances of the consumers could be settled in a more appropriate manner	Immediate	The Petitioner has noted the directions of the Hon'ble Commission and appropriate action towards prompt address and disposal of consumer grievances has been initiated. The Petitioner also welcomes the suggestion of the Hon'ble Commission towards proper advertising of the CGRFs and is working towards it.
4	To provide accurate and effective consumption norms, the Commission directs the Petitioners to conduct a detailed study which should include all the relevant details pointed out by the Commission.	Within 6 months from issue of this Order	The Petitioner submits that as per the Uttar Pradesh Electricity Regulatory Commission (Multi Year Distribution Tariff) Regulations, 2014 the study for assessment of metered and unmetered consumers has to be completed by 30.09.2015 and 31.12.2015 respectively. Accordingly, the same would be completed in the stipulated timeframe.


 (रमेश कुमार)
 मुख्य अभियन्ता (वा०)
 केरको

S. No	Description of Directive	Time Period for compliance	Status of Compliance
5	The Commission directs the Petitioner to ensure to convert all the 18 consumers under LMV-3 category into metered connections within one month of the issue of this Order failing which the Commission will resort to take stringent action against the Petitioner.	Within one month from issue of this Order	The Petitioner has noted the directions of the Hon'ble Commission and is taking various steps convert all the 18 consumers under LMV-3 category into metered.
6	As regards the observed uncertainty in the billing determinants for LMV-10 category, the Commission directs the Petitioner to provide detailed explanation in this regards alongwith all the necessary supporting documents for verification of such data while filing for Truing-up of FY 2012-13. However, for the purpose of the present Order the Commission has accepted the Petitioner's submission regarding the consumption parameters for FY 2012-13.	Next ARR filing	The Petitioner has noted the directions of the Hon'ble Commission. The detailed explanation in this regards alongwith all the necessary supporting documents is under preparation and will be submitted before the commission as the earliest.
7	As regards the Commission's directives to submit a road map for 100% metering in its licensed area given in the Tariff Order dated 31 st May, 2013, the Licensees has not complied with the directions of the Commission. The Commission once again directs the Licensee to comply with the direction given by the Commission in this Order and accordingly put it sincere efforts to achieve 100% metering.	3 months from issue of this Order	The Petitioner submits that the licensee is endeavoring to comply with the targets set by the Hon'ble Commission in terms of metering. The roadmap for 100% metering is under preparation and would be submitted within the stipulated timeline.
8	The Commission directs the Distribution Licensees to formulate a mechanism so as to make their officials accountable by providing incentives or disincentives for achievement or non-achievement of the distribution loss and the collection efficiency targets. The Policy should include all the relevant details pointed out by the Commission in this Order	Within 2 months from the issue of this Order	The Petitioner humbly seeks some more time to comply with the directives of the Hon'ble Commission.
9	The Commission further directs the Petitioner to sign the MoUs to be implemented at all levels and submit the copy of the same to the Commission within 2 months from the date of this Order.	Within 2 months from the date of issuance of this Order	The Petitioner humbly seeks some more time to comply with the directives of the Hon'ble Commission.


(रमेश कुमार)
मुख्य अभियन्ता (46)
केस्को

S. No	Description of Directive	Time Period for compliance	Status of Compliance
10	As regards timely filing of FPPCA the Commission once again directs the Licensees that they should file FPPCA in a timely and regular manner in accordance with the Distribution Tariff Regulations, 2006 failing which the Commission may have to resort to take strict action against the Licensees.	Immediate	The Petitioner states that a decision on the Petition filed towards clarification/modification of the FPPCA formula is still pending with the Hon'ble Commission. Once the final order of the Commission is issued, the Petitioner would file such submissions.
11	As regards the increasing number of unmetered consumers the Commission accords a final opportunity to the Distribution Licensees and directs them to ensure that all their unmetered consumers get converted into metered connection.	31 st March, 2015	The Petitioner is committed to the target set by the Hon'ble Commission in the Tariff Order for FY 2014-15 towards metering of consumers and is working towards it.
12	As regards the choice of connection, the Licensee, in accordance with the provisions of the supply code wherein the consumer has the choice to opt the supplier, is directed to release connections to all such consumers who desire to disconnect their connections from the single point supplier and instead wish to take connections directly from the Licensee and submit the status report on the same along with next ARR filing	Next ARR filing	Wherever feasible (both technical and economical), the Petitioner is complying with the provisions of the Supply Code.
13	The Licensees are directed to provide the monthly MRI reports to all the applicable consumers through email. The consumers would be required to register their email to the licensee and submit the status report on the same along with next ARR filing	Immediate	The MRI reports are being provided to the consumers. However, the possibilities of sending the same by email are being explored by the Petitioner.
14	As regards the Petition on minimum consumption charges, the Licensee is directed to re-submit its above proposal for the Commission's consideration.	Next ARR Filing	The Petitioner submits that the proposed changes in the minimum consumption charges would be provided along with the proposed rate schedule for FY 2015-16.


(रमेश कुमार)

मुख्य अभियन्ता (347)
केस्को

S. No	Description of Directive	Time Period for compliance	Status of Compliance
15	The Licensee is directed to file a separate Petition for approval of prior period expenses / incomes. The Petition should clearly indicate the head-wise year-wise bifurcation of prior period expenses / incomes clearly indicating the impact of such expenses / incomes on various ARR components, and such impact should not exceed the normative expenses for any particular year.	1 month from the date of issuance of this Order	<p>The Petitioner submits that the prior period expenses / incomes are recognised in the financial statements in compliance with the Accounting Standards (AS 5) (Revised) on 'Net Profit or Loss for the Period, Prior Period Items and Changes in Accounting Policies' which does not require year wise classification of prior period items. As there was no statutory requirement of classifying the prior items with respect to the each year to which they pertain, such information was not specifically depicted in the audited accounts.</p> <p>Considering this, the expenses and incomes which are omitted to be accounted for in one or more financial years are accounted for as and when such omissions or errors are detected.</p> <p>However, given the directive by the Hon'ble Commission, the Petitioner has instructed the field units to compile such information. The information made available by the field units would be compiled at the zonal level and then zonal accounts would be compiled at the corporate level.</p> <p>Given the complexity of this task, the Petitioner seeks waiver from immediate submission of this information.</p>
16	The Licensee is directed to submit a note detailing the area-wise actual number of supply hours provided to rural areas by the end of FY 2014-15.	By end of FY 2014-15	The details would be submitted at the end of the financial year as per the stipulated time period.


 (रमेश कुमार)
 मुख्य अभियन्ता (आ०)
 के.एस्.को

S. No	Description of Directive	Time Period for compliance	Status of Compliance
17	The Licensees are directed to depict the Regulatory Surcharge separately and distinctly in the electricity bills of the consumers. The Commission directs the Licensee to maintain separate accounting fields for both the regulatory surcharges approved vis-a vis the Commission's Order dated 6 th June, 2014 and that approved in this Order, and capture the two different amounts collected as Regulatory Surcharges in both of its financial and commercial statements. This would enable the Licensee to correctly report the amounts collected towards Regulatory Surcharges.	Immediate	Suitable instructions have been issued to the billing agents and field units to create a separate and distinct head under which the regulatory surcharges would be collected.
18	The Distribution Licensees are directed to submit the actual Regulatory Surcharge recovered in FY 2014-15 on account of the Revenue Gap / Regulatory Asset admitted by the Commission in this Order along with the actual Distribution Losses achieved in FY 2014-15 and additional target consumers added in FY 2014-15 by 15 th April, 2015.	By 15 th April, 2015	The Petitioner humbly states that it would be able to submit the figures of actual regulatory surcharge recovered in FY 2014-15 by 30 th June 2015. This is due to the reason that the commercial statements are finalised with a time lag of 2 months.

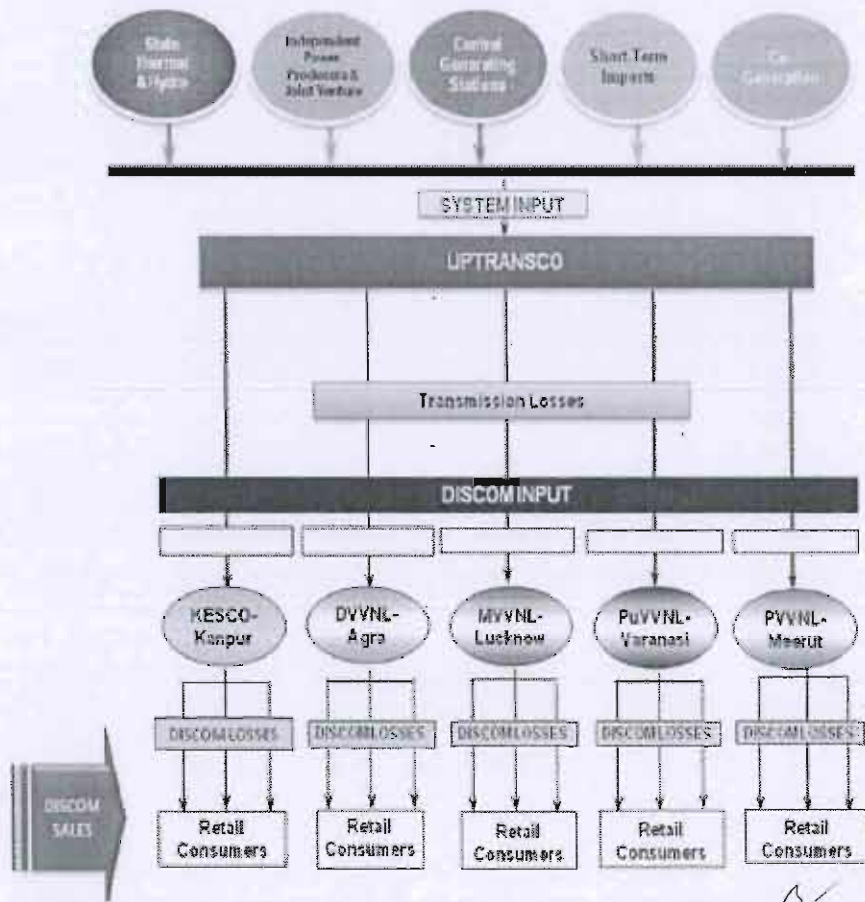

 (रमेश कुमार)
 मुख्य अधिकारी (वा०)
 केस्को

7. LOAD FORECAST AND REVENUE ASSESSMENT

The Petitioner has projected the category-wise load growth based on the CAGR of the last eight years data and considering factors like available population data, expected conversion of unauthorized connections, connected load factor and specific growth factors. While projecting the data for past years, wherever the data was incongruous such incongruity was ignored while projecting the load growth for the ensuing years. The forecast projects the specific consumption level (consumption per customer) appropriate for each customer category. This forecast is based on expected growth relationships to income and price, the effect of Demand Side Management and the impact of hours of service. The specific consumption level along with the number of customers in each category gives the sales figure for that particular sub-category. The final detailed calculations estimate the connected load by tariff category. The division level forecasts are consolidated and losses are added to the sales estimates to determine energy generation requirements.

The schematic diagram for Energy flow in state of UP is depicted in figure below:

Table 7-1: The schematic diagram for Energy flow in state of UP



(रमेश कुमार)
मुख्य अभियन्ता (वा०)
केस्को

7.1 METHODOLOGY NOTE FOR LOAD FORECAST

7.1.1 OVERVIEW

Sales and Load Forecasting involves firstly, building robust and accurate sales forecast and load forecast models that are able to predict energy sales within reasonable margins of error and secondly, application of the models so prepared to provide long term forecast of energy sales to various consumer sub categories (based on tariffs applied) and the total energy requirement to meet the demand.

7.1.2 METHODOLOGY

The following methodology was followed for Sales and Load Forecasting:

- a. Consumer category wise commercial data of each discom comprising Number of consumers/ Connected load (kW)/ Energy sales (billed energy): kWh, split between rural/urban consumers was tabulated for the years 2001-02 to 2006-07.
- b. Similar data for each consumer sub-category was tabulated for the years 2007-08 to 2013-14.
- c. 3 years' (2011-12 to 2013-14) compounded annual growth rate (CAGR) was determined for the following parameters consumer sub-category wise:
 - Number of consumers
 - Connected load: kW
 - Energy sales (billed energy): kWh
- d. CAGR for each of three major commercial parameters for 3/5/7/10 years was determined consumer category-wise.
- e. Running hour factor: Load shedding affects different consumer categories differently. Its effect was taken into account through a factor of present running hour supply and projected hour supply.

However, no adjustment on account of load shedding was made in case of the following:

- a) Following consumer categories:

- Industrial
- Agricultural (assuming that the water output of agricultural pump sets in the limited hours of supply is enough for meeting the irrigation requirements)
- Railway traction

The Energy Billed was calculated by applying the factor to the remaining consumer categories in all areas. This was done step-wise as follows:

- b) Projecting the running hours supply;

(रमेश कुमार)
मुख्य अभियन्ता (वा०)
केस्को

- c) Obtaining the factor of running hours supply between present supply hours and projected hours supply;
- d) Sub-category Energy billed in % tabulated by way of Mahanagar, Commissioner, Districts, Bundelkhand and Rural Area according to the prevailing classification of the Areas; and
- e) As per the factors given below, the energy billed was projected.

Table 7-2: Projected Hours of Supply

Projected Approx. Running Hours			
Description	Base Year	2014-15	2015-16
	(2013-14)		
Mahanagar – M	20:40	21:15	21:30
District – D	16:58	17:15	17:30
Commissionary - C	19:36	20:00	20:15
Rural – R	08:44	09:00	10:00
Bundelkhand – B	17:15	20:00	21:00
Projected Running Hours Factor			
Mahanagar – M	1.00	1.01	1.04
District – D	1.00	1.01	1.03
Commissionary - C	1.00	1.01	1.03
Rural – R	1.00	1.01	1.03
Bundelkhand – B	1.00	1.16	1.22

- f. Demand Side Management - Category wise energy Billed was calculated by applying the DSM factor.
- g. Following three ratios were determined for each set of commercial data of a given consumer category/ sub-category for each year:
 - a) Energy sales per consumer
 - b) Connected load per consumer
 - c) Energy sales/Connected load
- h. Sales Forecasting: LV Consumers – Sub-category-wise
 - a) **Number of consumers:**

Adopted appropriate value of CAGR in the following manner:

 - Normally 3 years' CAGR of number of consumers (sub-category wise) was adopted

- Wherever calculated value of 3 years' CAGR of number of consumers seemed unreasonably high or low, the most reasonable calculated value between 5/7/10 years' CAGR was adopted. The adopted value of CAGR was applied across all sub-categories within a given consumer category.
- Applied the CAGR so adopted to determine forecasted values of number of consumers, taking 2013-14 as the base year.

b) Connected load:

Multiplied number of consumers by the highest ratio of connected load per consumer calculated for the last three years to determine consumer sub-category wise connected load forecasts corresponding to forecasted values of number of consumers.

c) Energy Sales:

i. LMV 1 & LMV 10 Consumer categories:

Forecasted value of energy sales for each consumer sub-category was determined by multiplying the number of consumers by the highest value of energy sales per consumer for the last three years. Wherever the highest value of energy sales per consumer was found to be unreasonably high, the second highest value of the above ratio was adopted as the multiplier for determining energy sales corresponding to the forecasted value of number of consumers.

ii. LMV Consumer categories (metered) other than LMV1 & LMV10 consumer categories:

Adopted the highest value of energy sales per kW connected load for a given consumer sub-category for the last three years as the multiplier to obtain forecasted value of energy sales corresponding to the forecasted value of connected load.

iii. LMV: Unmetered consumers (except rural state tube wells):

Forecasted value of energy sales for a given consumer sub-category was obtained by multiplying the forecasted value of connected load by the standard value of energy sales per kW connected load laid down in the norms.

iv. Rural state tube wells:

Forecasted value of energy sales was obtained by multiplying the forecasted value of number of consumers by the standard value of energy sales per consumer laid down in the norms as below:

Table 7-3: Consumption Determinant

Sr.No	Category of Un-Metered Consumer	Units	Consumption of Energy Per Month
1	Private Tube Well	KWh/KW	137.49
2	Domestic Rural Consumers	KWh/KW	108

(रमेश कुमार)
मुख्य अभियन्ता (वा०)
के.एस.के.

Sr.No	Category of Un-Metered Consumer	Units	Consumption of Energy Per Month
3	Rural Commercial Consumers	KWh/KW	108
4	Rural State Tube Well	KWh/Consumer or Pump	5343.53
5-A	Street Light - Rural Area	KWh/KW	300
5-B	Street Light - Urban Area	KWh/KW	360

i. Sales Forecasting: HV Consumers – Sub-category-wise

a) Connected Load:

Forecasted value of connected load for a given sub-category for a given year was determined by applying the 3 years' CAGR of connected load calculated for the particular consumer sub-category, taking 2013-14 as the base year. Wherever the 3 years' CAGR appeared unreasonably high or low, the figure from amongst CAGR of connected load for a given consumer category calculated for 5/7/10 years that seemed most reasonable, was adopted as the CAGR to be used for forecasting. This value of CAGR was applied to all sub-categories comprising a given consumer category.

b) Number of consumers:

Forecasted number of consumers corresponding to the forecasted value of connected load for a consumer sub-category in a given year was determined by dividing connected load by the value of connected load per consumer calculated of the preceding year.

c) Energy sales:

- Year wise and sub-category wise energy sales forecasts were obtained by multiplying the forecasted value of connected load by the highest ratio of energy sales per kW connected load of the last three years.
- Year wise and sub-category wise energy sales forecasts were obtained by multiplying the forecasted value of sales MU by the running hour factors.
- Year wise and sub-category wise energy sales forecasts were obtained by multiplying the forecasted value of sales MU by the DMS factors.

7.1.3 CONSUMER SUB-CATEGORY WISE PROJECTIONS

Projections for Nos of Consumer sub-category wise for the two years were provided for each discom.

7.1.4 CONNECTED LOAD SUB-CATEGORY WISE PROJECTIONS

Projections for Connected Load sub-category wise for the two years were provided for each discom.

(रमेश कुमार)
मुख्य अभियन्ता (वाक) 4
केसको

7.1.5 SALES SUB-CATEGORY WISE PROJECTIONS

Projections for Sales sub-category wise for the two years were provided for each discom.

7.1.6 PROJECTIONS FOR INPUT ENERGY

Following assumptions, based on experience, were made with regard to losses:

a. % Distribution Losses:

Approximate distribution loss figures in % for two years were assumed as given in the following table:

Table 7-4: Distribution Losses Trajectory

Discom	Base Year (2013-14)	2014-15	2015-16
PaVVNL (Retail)	23.06%	22.60%	22.15%
PuVVNL	24.73%	24.23%	23.55%
MVVNL	24.85%	23.86%	22.66%
DVVNL (Retail)	33.81%	33.13%	32.47%
KESCO	30.84%	27.66%	26.66%

b. Transmission Losses:

Intra-state and inter-state transmission losses, to be added to the power delivered at the discoms at their input points to arrive at the energy required at the power plant bus bars, were taken as 5.26%.

c. Allocation of Additional Energy:

The difference of Energy Requirement and available at discom level was allocated to all categories except HT, Agriculture and Railway on the basis of existing share in sales.

7.1.7 INPUT ENERGY REQUIREMENT

Input energy requirement was determined from Energy Billed using the following relationship:

$$\text{Input Energy} = \text{Energy Billed} \div (1 - \% \text{ Technical \& Distribution Loss})$$

7.1.8 SALES FORECASTS FOR 2014-15 & 2015-16

The billed energy was required to be worked out on the basis of the availability of energy for the current year and the next year, which are as follows:

- Year 2014-15: 96,669 MU
- Year 2015-16: 1,08,707 MU

(रमेश कुमार)
मुख्य अभियन्ता (वा०)
केस्को

Table 7-5: Energy Balance

Energy Balance	FY 2013-14 (Base Year)	FY 2014-15	FY 2015-16
Purchases Required & Billed Energy (MU)			
Input Energy Requirement	83,795	96,669	108,707
Transmission losses%	7.41%	5.20%	5.18%
Input Energy Requirement At DisCom Level	77,586	91,644	103,076
Meerut	24,099	29,026	31,259
Agra	18,421	21,823	26,737
Lucknow	14,253	17,076	18,665
Varanasi	16,929	19,989	22,555
Bulk	3,884	3,729	3,860
Consumer Sales (MU)	56,976	67,903	76,902
Meerut	18,542	22,467	24,337
Agra	12,193	14,593	18,055
Lucknow	10,711	13,001	14,435
Varanasi	12,743	15,144	17,244
Bulk	2,788	2,698	2,831
Distribution Losses (% of Energy Received)	26.56%	25.91%	25.39%
Meerut	23.06%	22.60%	22.15%
Agra	33.81%	33.13%	32.47%
Lucknow	24.85%	23.86%	22.66%
Varanasi	24.73%	24.23%	23.55%
Bulk	28.22%	27.66%	26.66%

7.2 SALES FORECAST

The year 2014-15 is expected to see a substantial jump in the total availability of energy at the source power plant bus bars at around 96669 MU when compared to around 83795 MU in 2013-14 for Uttar Pradesh as a whole. The demand of most consumer categories and discoms is presently constrained by availability which falls substantially short of demand. Hence, with increased availability of energy, the projected sales are expected to rise not only on account of natural load growth but also because of easing of supply constraints.

Total availability of energy for 2015-16 is around 1,08,707 MU. The projected sales will be impacted by normal load growth and increased hours of supply.

(रमेश कुमार)
मुख्य अभियन्ता (वा०)
केस्को

7.2.1 LMV CONSUMERS – SUB-CATEGORY-WISE

Adopted appropriate value of CAGR and 3/5/7/10 year's CAGR are as below:

Table 7-6: LMV Consumers Growth Rate

SUPPLY TYPE		CATEGORY	Last 3 Year	Last 5 Years	Last 7 Years	Last 10 Years	Assumed
LMV--1		Rural					
		Urban					
	(A)	Consumer getting supply as per "Rural Schedule"					
		(i) Un-metered	0.00%	0.00%	0.00%	0.00%	0%
		(ii) Metered	0.00%	0.00%	0.00%	0.00%	0%
	(B)	Supply at Single Point for Bulk Load	0.00%	0.00%	0.00%	0.00%	0%
	(C1)	Other Metered Domestic Consumers	-1.84%	-0.83%	0.00%	0.00%	6%
	(C2)	Life Line Consumers/BPL	-100.00%	0.00%	0.00%	0.00%	0%
SUB TOTAL		DOMESTIC LIGHT FAN & POWER (LMV-1)	-7%	-1%	1%	2%	
LMV--2		Rural					
		Urban					
	(A)	Consumer getting supply as per "Rural Schedule"					
		(i) Un-metered	0.00%	0.00%	0.00%	0.00%	0%
		(ii) Metered	0.00%	0.00%	0.00%	0.00%	0%
	(B)	Private Advertising/Sign Post/Sign Board/Glow Sign/Flex	-100.00%	-100.00%	0.00%	0.00%	1%
	(C)	Other Metered Non-Domestic Supply	-14.55%	-4.36%	0.00%	0.00%	-15%
SUB TOTAL		NON DOMESTIC LIGHT FAN & POWER (LMV-2)	-15%	-6%	-4%	-1%	
LMV--3	A	Rural					
		Urban					
	(A)	Un-metered Supply					
		(i) Gram Panchyat	0.00%	0.00%	0.00%	0.00%	0%
		(ii) Nagar Palika & Nagar Panchyat	0.00%	0.00%	0.00%	0.00%	0%
		(iii) Nagar Nigam	0.00%	0.00%	0.00%	0.00%	0%
	(B)	Metered Supply					
		(i) Gram Panchyat	0.00%	0.00%	0.00%	0.00%	0%
		(ii) Nagar Palika & Nagar Panchyat	0.00%	0.00%	0.00%	0.00%	1%
		(iii) Nagar Nigam	0.00%	0.00%	0.00%	0.00%	1%
SUB TOTAL		PUBLIC LAMPS (LMV-3)	0.00%	0.00%	0.90%	-6.51%	
LMV--4	A	Rural					

(रमेश कुमार)⁵⁷
मुख्य अभियन्ता (वा०)
केस्को

SUPPLY TYPE	CATEGORY	Last 3 Year	Last 5 Years	Last 7 Years	Last 10 Years	Assumed
	Urban					
	B Rural					
	Urban					
	(A) Public Institution(4 A)	-9.43%	-4.25%	0.00%	0.00%	5.00%
	(B) Private Institution(4 B)	-2.88%	2.82%	0.00%	0.00%	6%
SUB TOTAL	LIGHT, FAN & POWER FOR PUBLIC/PRIVATE INSTITUTION (LMV-4)	-8.52%	-3.32%	1.11%	1.25%	
LMV--5	Rural					
	Urban					
	(A) Rural Schedule					
	(i) Un metered Supply	0.00%	0.00%	0.00%	0.00%	0.00%
	(ii) Metered Supply	0.00%	0.00%	0.00%	0.00%	0.00%
	(B) Urban Schedule					
	(i) Metered Supply	0.00%	0.00%	0.00%	0.00%	0.00%
SUB TOTAL	PRIVATE TUBE WELL/PUMPING SETS (LMV-5)	0.00%	0.00%	0.00%	0.00%	
LMV--6	Rural					
	Urban					
	(A) Small & Medium Power (Power Loom)					
	(i) Rural Schedule	0.00%	0.00%	0.00%	0.00%	0%
	(ii) Urban Schedule	0.00%	-100.00%	0.00%	0.00%	1%
	(B) Small & Medium Power					
	(i) Rural Schedule	0.00%	0.00%	0.00%	0.00%	0%
	(ii) Urban Schedule	-1.47%	4.45%	0.00%	0.00%	5%
SUB TOTAL	SMALL & MEDIUM POWER UPTO 100 HP (75) (LMV-6)	-1.47%	4.40%	2.64%	2.76%	
LMV--7	Rural					
	Urban					
	(A) Rural Schedule					
	(i) Jal Nigam	0.00%	0.00%	0.00%	0.00%	0%
	(ii) Jal Sansthan	0.00%	0.00%	0.00%	0.00%	0%
	(iii) Others (Water Works)	0.00%	0.00%	0.00%	0.00%	0%
	(B) Urban Schedule					
	(i) Jal Nigam	0.00%	0.00%	0.00%	0.00%	0%
	(ii) Jal Sansthan	-1.99%	5.00%	0.00%	0.00%	1%
	(iii) Others (Water Works)	0.00%	-100.00%	0.00%	0.00%	0%
SUB TOTAL	PUBLIC WATER WORKS(LMV-7)	-1.99%	0.12%	5.65%	17.11%	
LMV--8	Rural					
	Urban					

(रमेश कुमार) 58
मुख्य अभियन्ता (वा०)
केस्को

SUPPLY TYPE		CATEGORY	Last 3 Year	Last 5 Years	Last 7 Years	Last 10 Years	Assumed
	(A)	Metered Supply	0.00%	0.00%	0.00%	0.00%	0%
	(B)	Un-metered Supply					
	(i)	STW, Panchayat Raj, WB, I.Duch, P.Canals, LI upto 100 BHP	0.00%	0.00%	0.00%	0.00%	0%
	(ii)	Laghu Dal Nahar above 100 BHP	0.00%	0.00%	0.00%	0.00%	0%
SUB TOTAL		STATE TUBE WELLS & PUMPS CANAL UPTO 100 HP(LMV-8)	0.00%	0.00%	0.00%	0.00%	
LMV--9		Rural					
		Urban					
	(A)	Metered Supply					
	(i)	Individual Residential Consumers	0.00%	0.00%	0.00%	0.00%	0%
	(ii)	Others	0.00%	-100.00%	0.00%	0.00%	0%
	(B)	Un-metered Supply					
	(i)	Ceremonies	0.00%	0.00%	0.00%	0.00%	0%
	(ii)	Temporary Shops	0.00%	-100.00%	0.00%	0.00%	0%
SUB TOTAL		TEMPORARY SUPPLY (LMV-9)	0.00%	-100.00%	0.00%	0.00%	
LMV--10	(A)	Serving					
	(i)	Class IV Employees	-100.00%	-100.00%	0.00%	0.00%	0%
	(ii)	Class III Employees	354.80%	113.26%	0.00%	0.00%	0%
	(iii)	Junior Engineers & Equivalent	-100.00%	-100.00%	0.00%	0.00%	0%
	(iv)	Assistant Engineers & Equivalent	-100.00%	-100.00%	0.00%	0.00%	0%
	(v)	Executive Engineers & Equivalent	-100.00%	-100.00%	0.00%	0.00%	0%
	(vi)	Deputy General Manager & Equivalent	-100.00%	-100.00%	0.00%	0.00%	0%
	(vii)	CGM/GM & Equivalent posts and above	-100.00%	-100.00%	0.00%	0.00%	0%
	(B)	Total Pensioner & Family Pensioner	235.35%	83.13%	0.00%	0.00%	0%
SUB TOTAL		DEPARTMENTAL EMPLOYEES (LMV-10)	190.00%	70.29%	0.00%	0.00%	190%

7.2.2 HV CONSUMERS – SUB-CATEGORY-WISE

Adopted appropriate value of CAGR for Load Forecast and 3/5/7/10 year's CAGR are as below:

(रमेश कुमार)
मुख्य अभियन्ता (वा०)
के.एस.के.

Table 7-7: HV Consumers Growth Rate

SUPPLY TYPE	CATEGORY	Last 3 Year	Last 5 Years	Last 7 Years	Last 10 Years	Assumed	
HV--1	Rural						
	Urban						
	(A) Urban Schedule						
	(i)	For supply at 11kV	0.00%	0.00%	0.00%	0.00%	2%
	(ii)	For supply above 11kV and upto & Including 66kV	0.00%	0.00%	0.00%	0.00%	1%
	(iii)	For supply above 66kV and upto & Including 132kV	-100.00%	0.00%	0.00%	0.00%	1%
	(iv)	For supply above 132kV	0.00%	0.00%	0.00%	0.00%	0%
	(B) Rural Schedule						
	(i)	For supply at 11kV	0.00%	0.00%	0.00%	0.00%	0%
	(ii)	For supply above 11kV and upto & Including 66kV	0.00%	0.00%	0.00%	0.00%	0%
	SUB TOTAL	NON INDUSTRIAL BULK LOADS (HV-1)	-1.09%	0.00%	0.00%	0.00%	
	HV--2	Rural					
Urban							
(A) Urban Schedule							
(i)		For supply at 11kV	0.00%	112.61%	0.00%	0.00%	2%
(ii)		For supply above 11kV and upto & Including 66kV	0.00%	0.00%	0.00%	0.00%	1%
(iii)		For supply above 66kV and upto & Including 132kV	-36.08%	19.01%	0.00%	0.00%	1%
(iv)		For supply above 132kV	0.00%	0.00%	0.00%	0.00%	0%
(B) Rural Schedule							
(i)		For supply at 11kV	0.00%	0.00%	0.00%	0.00%	0%
(ii)		For supply above 11kV and upto & Including 66kV	0.00%	0.00%	0.00%	0.00%	0%
SUB TOTAL		LARGE & HEAVY POWER ABOVE 100 BHP (75 kW) (HV-2)	13.79%	51.98%	1.51%	9.45%	
HV--3		Rural					
	Urban						
	(A)	For supply at the above 132kV	0.00%	0.00%	0.00%	0.00%	0%
	(B)	For supply below 132kV	0.00%	0.00%	0.00%	0.00%	0%
	(C)	For Metro Traction	0.00%	0.00%	0.00%	0.00%	0%
	SUB TOTAL	RAILWAY TRACTION (HV-3)	0.00%	0.00%	0.00%	0.00%	
HV--4	Rural						
	Urban						
	(A)	For supply at 11kV	0.00%	-100.00%	0.00%	0.00%	0%
	(B)	For supply above 11kV and upto 66kV	0.00%	0.00%	0.00%	0.00%	0%
	(C)	For supply above 66kV and upto 132kV	0.00%	-100.00%	0.00%	0.00%	0%
SUB	LIFT IRRIGATION & P. CANAL ABOVE 100 BHP	0.00%	-100.00%	0.00%	0.00%		

(रमेश कुमार)
मुख्य अभियन्ता (वा०)
केस्को

SUPPLY TYPE	CATEGORY	Last 3 Year	Last 5 Years	Last 7 Years	Last 10 Years	Assumed
TOTAL	(75kW) (HV-4)					
EXTRA STATE	Rural					
	Urban					
	(A) EXTRA STATE & OTHERS	0.00%	0.00%	0.00%	0.00%	0%
SUB TOTAL	EXTRA STATE CONSUMERS	0.00%	0.00%	0.00%	0.00%	
BULK	Rural					
	Urban					
	(A) NPCL	0.00%	0.00%	0.00%	0.00%	0%
	(B) KESCO	0.00%	0.00%	0.00%	0.00%	0%
SUB TOTAL	BULK SUPPLY					
	GRAND TOTAL					

7.2.3 LMV CONSUMER LOAD

Adopted appropriate value of per Consumer Load of Previous Year -3, Previous Year -2, Previous Year -1 and Base Year for LV Consumer sub category are as below:


Table 7-8: Growth in LMV Consumer Load

SUPPLY TYPE	CATEGORY	Previous Year-3	Previous Year-2	Previous Year-1	Current Year	Assumed
LMV--1	Rural					
	Urban					
	(A) Consumer getting supply as per "Rural Schedule"	-	-	-	-	-
	(i) Un-metered	-	-	-	-	-
	(ii) Metered	-	-	-	-	-
	(B) Supply at Single Point for Bulk Load	-	-	-	-	-
	(C1) Other Metered Domestic Consumers	2.221	2.232	2.359	2.388	2.388
	(C2) Life Line Consumers/BPL	-	2.004	2.228	-	2.228
SUB TOTAL	DOMESTIC LIGHT FAN & POWER (LMV-1)	2.221	2.209	2.352	2.388	2.388
LMV--2	Rural					
	Urban					
	(A) Consumer getting supply as per "Rural Schedule"					
	(i) Un-metered	-	-	-	-	-
	(ii) Metered	-	-	-	-	-
	(B) Private Advertising/Sign Post/Sign	2.400	2.436	-	-	2.436

61
 (रमेश कुमार)
 मुख्य अभियंता (क) के.एस.सी.

Annual Revenue Requirement Petition of KESCO for FY 2015-16 and True-UP Petition for FY 2012-13

SUPPLY TYPE		CATEGORY	Previous Year-3	Previous Year-2	Previous Year-1	Current Year	Assumed
		Board/Glow Sign/Flex					
	(C)	Other Metered Non-Domestic Supply	2.547	2.547	2.710	2.907	2.907
SUB TOTAL		NON DOMESTIC LIGHT FAN & POWER (LMV-2)	2.545	2.545	2.710	2.907	2.907
LMV--3							
	A	Rural					
		Urban					
	(A)	Un-metered Supply					
		(i) Gram Panchyat	-	-	-	-	-
		(ii) Nagar Palika & Nagar Panchyat	-	-	-	-	-
		(iii) Nagar Nigam	742.722	764.889	764.889	781.556	781.556
	(B)	Metered Supply					
		(i) Gram Panchyat	-	-	-	-	-
		(ii) Nagar Palika & Nagar Panchyat	-	-	-	-	-
		(iii) Nagar Nigam	-	-	-	-	-
SUB TOTAL		PUBLIC LAMPS (LMV-3)	742.722	764.889	764.889	781.556	781.556
LMV--4							
	A	Rural					
		Urban					
	B	Rural					
		Urban					
	(A)	Public Institution(4 A)	10.002	8.594	10.530	13.749	13.749
	(B)	Private Institution(4 B)	12.344	12.972	13.514	17.789	17.789
SUB TOTAL		LIGHT, FAN & POWER FOR PUBLIC/PRIVATE INSTITUTION (LMV-4)	10.293	9.183	10.907	14.361	14.361
LMV--5							
		Rural					
		Urban					
	(A)	Rural Schedule					
		(i) Un metered Supply	-	-	-	-	-
		(ii) Metered Supply	-	-	-	-	-
	(B)	Urban Schedule					
		(i) Metered Supply	-	-	-	-	-
SUB TOTAL		PRIVATE TUBE WELL/PUMPING SETS (LMV-5)	-	-	-	-	-
LMV--6							
		Rural					
		Urban					
	(A)	Small & Medium Power (Power Loom)					
		(i) Rural Schedule	-	-	-	-	-
		(ii) Urban Schedule	7.091	-	-	-	7.091


 (रमेश कुमार)
 मुख्य अभियन्ता (वा०)
 कैरको

SUPPLY TYPE		CATEGORY	Previous Year-3	Previous Year-2	Previous Year-1	Current Year	Assumed
	(B)	Small & Medium Power					
		(i) Rural Schedule	-	-	18.626	-	18.626
		(ii) Urban Schedule	14.760	13.370	13.370	13.370	13.370
SUB TOTAL		SMALL & MEDIUM POWER UPTO 100 HP (75) (LMV-6)	14.749	14.032	13.813	13.370	13.370
LMV--7		Rural					
		Urban					
	(A)	Rural Schedule					
		(i) Jal Nigam	-	-	-	-	-
		(ii) Jal Sansthan	-	-	-	-	-
		(iii) Others (Water Works)	-	-	-	-	-
	(B)	Urban Schedule					
		(i) Jal Nigam	-	-	-	-	-
		(ii) Jal Sansthan	31.663	31.369	32.855	32.530	32.104
		(iii) Others (Water Works)	-	-	-	-	-
SUB TOTAL		PUBLIC WATER WORKS(LMV-7)	31.663	31.369	32.855	32.530	32.855
LMV--8		Rural					
		Urban					
	(A)	Metered Supply	-	-	-	-	-
	(B)	Un-metered Supply					
		(i) STW, Panchayat Raj, WB, I.Duch, P.Canals, LI upto 100 BHP	-	-	-	-	-
		(ii) Laghu Dal Nahar above 100 BHP	-	-	-	-	-
SUB TOTAL		STATE TUBE WELLS & PUMPS CANAL UPTO 100 HP(LMV-8)	-	-	-	-	-
LMV--9		Rural					
		Urban					
	(A)	Metered Supply					
		(i) Individual Residential Consumers	-	-	-	-	-
		(ii) Others	-	-	-	-	-
	(B)	Un-metered Supply					
		(i) Ceremonies	-	-	-	-	-
		(ii) Temporary Shops	-	-	-	-	-
SUB TOTAL		TEMPORARY SUPPLY (LMV-9)	-	-	-	-	-
LMV--10	(A)	Serving					
		(i) Class IV Employees	2.000	2.000	2.000	-	2.000
		(ii) Class III Employees	3.105	3.105	3.105	3.000	3.105
		(iii) Junior Engineers &	6.000	6.000	6.000	-	6.000

(रमेश कुमार)⁶³
मुख्य अभियन्ता (वा०)
के.ए.सी.

SUPPLY TYPE		CATEGORY	Previous Year-3	Previous Year-2	Previous Year-1	Current Year	Assumed
		Equivalent					
	(iv)	Assistant Engineers & Equivalent	5.462	5.462	5.462	-	5.462
	(v)	Executive Engineers & Equivalent	5.000	5.000	5.000	-	5.000
	(vi)	Deputy General Manager & Equivalent	5.000	5.000	5.000	-	5.000
	(vii)	CGM/GM & Equivalent posts and above	5.000	5.000	5.000	-	5.000
	(B)	Total Pensioner & Family Pensioner	3.840	3.840	3.840	3.000	3.840
SUB TOTAL		DEPARTMENTAL EMPLOYEES (LMV-10)	3.217	3.217	3.217	3.000	3.217

3
 (रमेश कुमार)
 मुख्य अभियन्ता (आ०)
 केस्को

(रमेश कुमार) 64
 मुख्य अभियन्ता (आ०)
 केस्को

7.2.4 ENERGY SALES ASSUMPTION

Adopted Appropriate value of Per capita Consumption per Consumer, Per Capita Consumption per KW of previous Year-3, previous Year-2, Previous Year-1 and Base Year and Un-Metered Sales norms are as below:

Table 7-9: Energy Sales Assumption

SUPPLY TYPE	CATEGORY	KESCO Discom		Per Capita Consumption /Consumer				Per Capita Consumption on Load Basis				Max between last 4 years	Unmetered As per Norms	Assumed	
		Previous Year-3	Previous Year-2	Previous Year-1	Current Year	Max between last 4 years	Previous Year-3	Previous Year-2	Previous Year-1	Current Year					
LMV--1	Rural														
	Urban														
	(A) Consumer getting supply as per "Rural Schedule"	-	-	-	-	-	-	-	-	-	-	-	-		
	(i) Un-metered	-	-	-	-	-	-	-	-	-	-	-	-	1296	1,296
	(ii) Metered	-	-	-	-	-	-	-	-	-	-	-	-		-
	(B) Supply at Single Point for Bulk Load	-	-	-	-	-	-	-	-	-	-	-	-		-
	(C1) Other Metered Domestic Consumers	2,427	2,754	2,493	3,133	3,133	1,093	1,234	1,057	1,312	1,312				3,133
	(C2) Life Line Consumers/BPL	-	266	1,766	-	1,766	-	133	793	-	793				793
SUB TOTAL	DOMESTIC LIGHT FAN & POWER (LMV-1)	2,437	2,512	2,455	3,133		1,097	1,137	1,044	1,044					
LMV--2	Rural														
	Urban														
	(A) Consumer getting supply as per "Rural Schedule"														
	(i) Un-metered	-	-	-	-	-	-	-	-	-	-	-	-	1296	1,296
	(ii) Metered	-	-	-	-	-	-	-	-	-	-	-	-		-
	(B) Private Advertising/Sign Post/Sign Board/Glow Sign/Flex	11,684	1,702	-	-	11,684	4,869	698	-	-	4,869				698

(रमेश कुमार)
मुख्य अभियन्ता (वा०)
65

Annual Revenue Requirement Petition of KESCO for FY 2015-16 and True-UP Petition for FY 2012-13

SUPPLY TYPE	CATEGORY	KESCO Discom		Per Capita Consumption /Consumer				Per Capita Consumption on Load Basis				Max between last 4 years	Unmetered As per Norms	Assumed
		Previous Year-3	Previous Year-2	Previous Year-1	Current Year	Previous Year-3	Previous Year-2	Previous Year-1	Current Year					
	(C) Other Metered Non-Domestic Supply	2,352	2,767	2,539	3,770	3,770	923	1,086	937	1,297	1,297		1,297	
SUB TOTAL	NON DOMESTIC LIGHT FAN & POWER (LMV-2)	2,524	2,747	2,539	3,770		992	1,079	937	1,297				
LMV--3	A	Rural												
		Urban												
	(A)	Un-metered Supply												
	(i)	Gram Panchyat	-	-	-	-	-	-	-	-	-	-	3600	3,600
	(ii)	Nagar Palika & Nagar Panchyat	-	-	-	-	-	-	-	-	-	-	4320	4,320
	(iii)	Nagar Nigam	26,47,444	27,22,222	27,31,889	27,98,556	27,98,556	3,565	3,559	3,572	3,581	3,581	4320	4,320
	(B)	Metered Supply												
	(i)	Gram Panchyat	-	-	-	-	-	-	-	-	-	-	-	-
	(ii)	Nagar Palika & Nagar Panchyat	-	-	-	-	-	-	-	-	-	-	-	-
	(iii)	Nagar Nigam	-	-	-	-	-	-	-	-	-	-	-	-
SUB TOTAL	PUBLIC LAMPS (LMV-3)	26,64,556	27,22,222	27,53,556	27,98,556		3,588	3,559	3,600	3,581				
LMV--4	A	Rural												
		Urban												
	B	Rural												
		Urban												
	(A)	Public Institution(4 A)	21,797	41,896	40,712	56,347	56,347	2,179	4,875	3,866	4,098	4,875		3,866
	(B)	Private Institution(4 B)	35,734	35,461	31,704	41,098	41,098	2,895	2,734	2,346	2,310	2,895		2,346
SUB TOTAL	LIGHT, FAN & POWER FOR PUBLIC/PRIVATE INSTITUTION (LMV-4)	23,531	41,031	39,575	54,034		2,286	4,468	3,629	3,762				
LMV--5		Rural												
		Urban												
	(A)	Rural Schedule												

(रमेश कुमार)
मुख्य अभियन्ता (दा०)
केस्को

Annual Revenue Requirement Petition of KESCO for FY 2015-16 and True-UP Petition for FY 2012-13

SUPPLY TYPE	KESCO Discom	CATEGORY	Per Capita Consumption /Consumer				Per Capita Consumption on Load Basis					Max between last 4 years	Unmetered As per Norms	Assumed
			Previous Year-3	Previous Year-2	Previous Year-1	Current Year	Previous Year-3	Previous Year-2	Previous Year-1	Current Year				
		(i) Un metered Supply	-	-	-	-	-	-	-	-	-	-	1649.88	1,650
		(ii) Metered Supply	-	-	-	-	-	-	-	-	-	-	-	-
		(B) Urban Schedule												
		(i) Metered Supply	-	-	-	-	-	-	-	-	-	-	-	-
SUB TOTAL		PRIVATE TUBE WELL/PUMPING SETS (LMV-5)												
LMV--6		Rural												
		Urban												
		(A) Small & Medium Power (Power Loom)												
		(i) Rural Schedule	-	-	-	-	-	-	-	-	-	-	-	-
		(ii) Urban Schedule	4,818	-	-	-	4,818	679	-	-	-	679	-	-
		(B) Small & Medium Power												
		(i) Rural Schedule	-	-	6,783	-	6,783	-	-	364	-	364	-	364
		(ii) Urban Schedule	31,161	28,438	39,784	31,503	39,784	2,111	2,027	3,661	2,356	3,661	-	3,661
SUB TOTAL		SMALL & MEDIUM POWER UPTO 100 HP (75) (LMV-6)	31,123	28,438	27,545	31,527		2,110	2,027	1,994	2,358			
LMV--7		Rural												
		Urban												
		(A) Rural Schedule												
		(i) Jal Nigam	-	-	-	-	-	-	-	-	-	-	-	-
		(ii) Jal Sansthan	-	-	-	-	-	-	-	-	-	-	-	-
		(iii) Others (Water Works)	-	-	-	-	-	-	-	-	-	-	-	-
		(B) Urban Schedule												
		(i) Jal Nigam	-	-	-	-	-	-	-	-	-	-	-	-
		(ii) Jal Sansthan	79,500	77,287	77,502	80,465	80,465	2,511	2,464	2,359	2,474	2,511	-	2,359
		(iii) Others (Water	-	-	-	-	-	-	-	-	-	-	-	-

2
(रमेश कुमार)
67 अभियन्ता (दा.)
केस्को

Annual Revenue Requirement Petition of KESCO for FY 2015-16 and True-UP Petition for FY 2012-13

SUPPLY TYPE	CATEGORY	KESCO Discom		Per Capita Consumption /Consumer				Per Capita Consumption on Load Basis				Max between last 4 years	Unmetered As per Norms	Assumed	
		Previous Year-3	Previous Year-2	Previous Year-1	Current Year	Previous Year-3	Previous Year-2	Previous Year-1	Current Year						
	Works)														
SUB TOTAL	PUBLIC WATER WORKS(LMV-7)	79,997	77,287	77,502	80,465			2,527	2,464	2,359	2,474				
LMV--8	Rural														
	Urban														
	(A) Metered Supply	-	-	-	-	-	-	-	-	-	-	-	-	-	-
	(B) Un-metered Supply														
	(i) STW, Panchayat Raj, WB, I.Duch, P.Canals, LI upto 100 BHP	-	-	-	-	-	-	-	-	-	-	-	-	64,122.36	64,122
	(ii) Laghu Dal Nahar above 100 BHP	-	-	-	-	-	-	-	-	-	-	-	-	64,122.36	64,122
SUB TOTAL	STATE TUBE WELLS & PUMPS CANAL UPTO 100 HP(LMV-8)	-	-	-	-	-	-	-	-	-	-	-	-	-	-
LMV--9	Rural														
	Urban														
	(A) Metered Supply														
	(i) Individual Residential Consumers	-	-	-	-	-	-	-	-	-	-	-	-	-	-
	(ii) Others	-	-	-	-	-	-	-	-	-	-	-	-	-	-
	(B) Un-metered Supply														
	(i) Ceremonies	-	-	-	-	-	-	-	-	-	-	-	-	-	-
	(ii) Temporary Shops	-	-	-	-	-	-	-	-	-	-	-	-	-	-
SUB TOTAL	TEMPORARY SUPPLY (LMV-9)	-	-	-	-	-	-	-	-	-	-	-	-	-	-
LMV--10	(A) Serving														
	(i) Class IV Employees	1,925	1,925	1,925	-	1,925	963	963	963	-	963				1,925

(रमेश कुमार)
मुख्य अभियन्ता (वा०)
केस्को


Annual Revenue Requirement Petition of KESCO for FY 2015-16 and True-UP Petition for FY 2012-13

SUPPLY TYPE	CATEGORY	KESCO Discom		Per Capita Consumption /Consumer				Per Capita Consumption on Load Basis				Max between last 4 years	Unmetered As per Norms	Assumed
		Previous Year-3	Previous Year-2	Previous Year-1	Current Year	Max between last 4 years	Previous Year-3	Previous Year-2	Previous Year-1	Current Year				
	(ii) Class III Employees	2,179	2,211	2,179	3,300	3,300	702	712	702	1,100	1,100		3,300	
	(iii) Junior Engineers & Equivalent	3,600	4,000	3,600	-	4,000	600	667	600	-	667		4,000	
	(iv) Assistant Engineers & Equivalent	5,231	5,385	5,231	-	5,385	958	986	958	-	986		5,385	
	(v) Executive Engineers & Equivalent	5,533	5,333	5,533	-	5,533	1,107	1,067	1,107	-	1,107		5,533	
	(vi) Deputy General Manager & Equivalent	5,500	5,000	5,500	-	5,500	1,100	1,000	1,107	-	1,100		5,500	
	(vii) CGM/GM & Equivalent posts and above	6,000	10,000	6,000	-	10,000	1,200	2,000	1,200	-	2,000		10,000	
	(B) Total Pensioner & Family Pensioner	2,703	2,695	2,703	3,338	3,338	704	702	704	1,113	1,113		3,338	
SUB TOTAL	DEPARTMENTAL EMPLOYEES (LMV-10)	2,528	2,535	2,528	3,322		786	788	786	1,107				
HV--1	Rural													
	Urban													
	(A) Urban Schedule													
	(i) For supply at 11kV	-	-	6,41,000	614,888	6,41,000	-	-	2,168	2,165	2,168		2,168	
	(ii) For supply above 11kV and upto & Including 66kV	-	-	62,29,429	6,919,571	69,19,571	-	-	2,168	3,413	3,413		3,413	
	(iii) For supply above 66kV and upto & Including 132kV	7,97,927	9,74,138	-	-	9,74,138	2,093	2,116	-	-	2,116		2,116	
	(iv) For supply above 132kV	-	-	-	-	-	-	-	-	-	-		-	
	(B) Rural Schedule													

(रमेश कुमार)
मुख्य अभियन्ता (वा०)
केस्को

Annual Revenue Requirement Petition of KESCO for FY 2015-16 and True-UP Petition for FY 2012-13

SUPPLY TYPE	KESCO Discom		Per Capita Consumption /Consumer				Per Capita Consumption on Load Basis					Max between last 4 years	Unmetered As per Norms	Assumed
			Previous Year-3	Previous Year-2	Previous Year-1	Current Year	Previous Year-3	Previous Year-2	Previous Year-1	Current Year				
	(i)	For supply at 11kV	-	-	-	-	-	-	-	-	-	-	-	-
	(ii)	For supply above 11kV and upto & Including 66kV	-	-	-	-	-	-	-	-	-	-	-	-
SUB TOTAL	NON INDUSTRIAL BULK LOADS (HV-1)		9,52,364	9,86,810	9,38,451	927,887		2,498	2,143	2,445	2,504			
HV--2		Rural												
		Urban												
	(A)	Urban Schedule												
	(i)	For supply at 11kV	-	-	5,02,294	581,777	5,81,777	-	-	2,193	2,531	2,531		2,193
	(ii)	For supply above 11kV and upto & Including 66kV	-	-	83,28,250	8,599,500	85,99,500	-	-	2,330	2,405	2,405		2,330
	(iii)	For supply above 66kV and upto & Including 132kV	6,96,944	7,27,103	5,32,89,500	114,677,333	11,46,77,333	2,069	2,445	1,600	5,293	5,293		1,600
	(iv)	For supply above 132kV	-	-	-	-	-	-	-	-	-	-		-
	(B)	Rural Schedule												
	(i)	For supply at 11kV	-	-	-	-	-	-	-	-	-	-		-
	(ii)	For supply above 11kV and upto & Including 66kV	-	-	-	-	-	-	-	-	-	-		-
SUB TOTAL	LARGE & HEAVY POWER ABOVE 100 BHP (75 kW) (HV-2)		7,03,906	7,27,103	7,54,372	1,252,668		2,089	2,445	2,009	3,394			
HV--3		Rural												
		Urban												
	(A)	For supply at the above 132kV	-	-	-	-	-	-	-	-	-	-		-
	(B)	For supply below 132kV	-	-	-	-	-	-	-	-	-	-		-


 रमेश कुमार
 70 अमित्यन्ता (वा
 कंके

Annual Revenue Requirement Petition of KESCO for FY 2015-16 and True-UP Petition for FY 2012-13

SUPPLY TYPE	CATEGORY	Per Capita Consumption /Consumer					Per Capita Consumption on Load Basis					Max between last 4 years	Unmetered As per Norms	Assumed	
		Previous Year-3	Previous Year-2	Previous Year-1	Current Year	Max between last 4 years	Previous Year-3	Previous Year-2	Previous Year-1	Current Year					
	(C) For Metro Traction	-	-	-	-	-	-	-	-	-	-	-	-	-	-
SUB TOTAL	RAILWAY TRACTION (HV-3)	-	-	-	-	-	-	-	-	-	-	-	-	-	-
HV--4	Rural														
	Urban														
	(A) For supply at 11kV	-	-	-	-	-	-	-	-	-	-	-	-	-	-
	(B) For supply above 11kV and upto 66kV	-	-	-	-	-	-	-	-	-	-	-	-	-	-
	(C) For supply above 66kV and upto 132kV	-	-	-	-	-	-	-	-	-	-	-	-	-	-
SUB TOTAL	LIFT IRRIGATION & P. CANAL ABOVE 100 BHP (75kW) (HV-4)	-	-	-	-	-	-	-	-	-	-	-	-	-	-
EXTRA STATE	Rural														
	Urban														
	(A) EXTRA STATE & OTHERS	-	-	-	-	-	-	-	-	-	-	-	-	-	-
SUB TOTAL	EXTRA STATE CONSUMERS	-	-	-	-	-	-	-	-	-	-	-	-	-	-
BULK	Rural														
	Urban														
	(A) NPCL	-	-	-	-	-	-	-	-	-	-	-	-	-	-
	(B) KESCO	-	-	-	-	-	-	-	-	-	-	-	-	-	-
SUB TOTAL	BULK SUPPLY	-	-	-	-	-	-	-	-	-	-	-	-	-	-
	GRAND TOTAL	3,939	4,050	3,960	5,691			1,347	1,407	1,288	1,743				

(रमेश कुमार)
 मुख्य अभियन्ता (वा०)
 केस्को

7.2.5 CONSUMER SUB-CATEGORY WISE PROJECTIONS

Projections for Nos of Consumer sub-category wise for the two years have been made as given below:

Table 7-10: Sub- category wise projections of Number of consumer

SUPPLY TYPE		CATEGORY	2013-14	2014-15	2015-16	2016-17
LMV--1		Rural				
		Urban				
	(A)	Consumer getting supply as per "Rural Schedule"				
	(i)	Un-metered	-	-	-	-
	(ii)	Metered	-	-	-	-
	(B)	Supply at Single Point for Bulk Load	-	-	-	-
	(C1)	Other Metered Domestic Consumers	4,01,572	4,25,666	4,51,206	478,279
	(C2)	Life Line Consumers/BPL	-	-	-	-
SUB TOTAL		DOMESTIC LIGHT FAN & POWER (LMV-1)	4,01,572	4,25,666	4,51,206	478,279
LMV--2		Rural				
		Urban				
	(A)	Consumer getting supply as per "Rural Schedule"				
	(i)	Un-metered	-	-	-	-
	(ii)	Metered	-	-	-	-
	(B)	Private Advertising/Sign Post/Sign Board/Glow Sign/Flex	-	-	-	-
	(C)	Other Metered Non-Domestic Supply	67,550	57,719	49,319	42,141
SUB TOTAL		NON DOMESTIC LIGHT FAN & POWER (LMV-2)	67,550	57,719	49,319	42,141
LMV--3	A	Rural				
		Urban				
	(A)	Un-metered Supply				
	(i)	Gram Panchyat	-	-	-	-
	(ii)	Nagar Palika & Nagar Panchyat	-	-	-	-
	(iii)	Nagar Nigam	18	18	18	18
	(B)	Metered Supply				
	(i)	Gram Panchyat	-	-	-	-
	(ii)	Nagar Palika & Nagar Panchyat	-	-	-	-
	(iii)	Nagar Nigam	-	-	-	-
SUB TOTAL		PUBLIC LAMPS (LMV-3)	18	18	18	18
LMV--4	A	Rural				
		Urban				
	B	Rural				
		Urban				
	(A)	Public Institution(4 A)	744	781	820	861

Annual Revenue Requirement Petition of KESCO for FY 2015-16 and True-UP Petition for FY 2012-13

SUPPLY TYPE	CATEGORY	2013-14	2014-15	2015-16	2016-17
	(B) Private Institution(4 B)	133	141	149	158
SUB TOTAL	LIGHT, FAN & POWER FOR PUBLIC/PRIVATE INSTITUTION (LMV-4)	877	922	970	1,020
LMV--5	Rural				
	Urban				
	(A) Rural Schedule				
	(i) Un metered Supply	-	-	-	-
	(ii) Metered Supply	-	-	-	-
	(B) Urban Schedule				
	(i) Metered Supply	-	-	-	-
SUB TOTAL	PRIVATE TUBE WELL/PUMPING SETS (LMV-5)	-	-	-	-
LMV--6	Rural				
	Urban				
	(A) Small & Medium Power (Power Loom)				
	(i) Rural Schedule	-	-	-	-
	(ii) Urban Schedule	-	-	-	-
	(B) Small & Medium Power				
	(i) Rural Schedule	-	-	-	-
	(ii) Urban Schedule	7,920	8,316	8,732	9,168
SUB TOTAL	SMALL & MEDIUM POWER UPTO 100 HP (75) (LMV-6)	7,920	8,316	8,732	9,168
LMV--7	Rural				
	Urban				
	(A) Rural Schedule				
	(i) Jal Nigam	-	-	-	-
	(ii) Jal Sansthan	-	-	-	-
	(iii) Others (Water Works)	-	-	-	-
	(B) Urban Schedule				
	(i) Jal Nigam	-	-	-	-
	(ii) Jal Sansthan	609	615	621	627
	(iii) Others (Water Works)	-	-	-	-
SUB TOTAL	PUBLIC WATER WORKS(LMV-7)	609	615	621	627
LMV--8	Rural				
	Urban				
	(A) Metered Supply	-	-	-	-
	(B) Un-metered Supply				
	(i) STW, Panchayat Raj, WB, I.Duch, P.Canals, LI upto 100 BHP	-	-	-	-
	(ii) Laghu Dal Nahar above 100 BHP	-	-	-	-
SUB TOTAL	STATE TUBE WELLS & PUMPS CANAL UPTO 100 HP(LMV-8)	-	-	-	-
LMV--9	Rural				
	Urban				

(रमेश कुमार)
मुख्य अभियन्ता (वा)
केस्को

Annual Revenue Requirement Petition of KESCO for FY 2015-16 and True-UP Petition for FY 2012-13

SUPPLY TYPE		CATEGORY	2013-14	2014-15	2015-16	2016-17
	(A)	Metered Supply				
		(i) Individual Residential Consumers	-	-	-	-
		(ii) Others	-	-	-	-
	(B)	Un-metered Supply				
		(i) Ceremonies	-	-	-	-
		(ii) Temporary Shops	-	-	-	-
SUB TOTAL		TEMPORARY SUPPLY (LMV-9)	-	-	-	-
LMV--10	(A)	Serving				
		(i) Class IV Employees	-	-	-	-
		(ii) Class III Employees	1,965	1,965	1,965	1,965
		(iii) Junior Engineers & Equivalent	-	-	-	-
		(iv) Assistant Engineers & Equivalent	-	-	-	-
		(v) Executive Engineers & Equivalent	-	-	-	-
		(vi) Deputy General Manager & Equivalent	-	-	-	-
		(vii) CGM/GM & Equivalent posts and above	-	-	-	-
	(B)	Total Pensioner & Family Pensioner	2,879	2,879	2,879	2,879
SUB TOTAL		DEPARTMENTAL EMPLOYEES (LMV-10)	4,844	4,844	4,844	4,844
HV--1		Rural				
		Urban				
	(A)	Urban Schedule				
		(i) For supply at 11kV	134	137	139	142
		(ii) For supply above 11kV and upto & Including 66kV	7	7	7	7
		(iii) For supply above 66kV and upto & Including 132kV	-	-	-	-
		(iv) For supply above 132kV	-	-	-	-
	(B)	Rural Schedule				
		(i) For supply at 11kV	-	-	-	-
		(ii) For supply above 11kV and upto & Including 66kV	-	-	-	-
SUB TOTAL		NON INDUSTRIAL BULK LOADS (HV-1)	141	144	147	149
HV--2		Rural				
		Urban				
	(A)	Urban Schedule				
		(i) For supply at 11kV	551	562	573	585
		(ii) For supply above 11kV and upto & Including 66kV	4	4	4	4
		(iii) For supply above 66kV and upto & Including 132kV	3	3	3	3
		(iv) For supply above 132kV	-	-	-	-
	(B)	Rural Schedule				
		(i) For supply at 11kV	-	-	-	-
		(ii) For supply above 11kV and upto &	-	-	-	-

74
 (रमेश कुमार)
 मुख्य अभियंता (र)
 के.के.के.

SUPPLY TYPE	CATEGORY	2013-14	2014-15	2015-16	2016-17
	Including 66kV				
SUB TOTAL	LARGE & HEAVY POWER ABOVE 100 BHP (75 kW) (HV-2)	558	569	580	592
HV--3	Rural	-	-	-	-
	Urban	-	-	-	-
	(A) For supply at the above 132kV	-	-	-	-
	(B) For supply below 132kV	-	-	-	-
	(C) For Metro Traction	-	-	-	-
SUB TOTAL	RAILWAY TRACTION (HV-3)	-	-	-	-
HV--4	Rural				
	Urban				
	(A) For supply at 11kV	-	-	-	-
	(B) For supply above 11kV and upto 66kV	-	-	-	-
	(C) For supply above 66kV and upto 132kV	-	-	-	-
SUB TOTAL	LIFT IRRIGATION & P. CANAL ABOVE 100 BHP (75kW) (HV-4)	-	-	-	-
EXTRA STATE	Rural				
	Urban				
	(A) EXTRA STATE & OTHERS	-	-	-	-
SUB TOTAL	EXTRA STATE CONSUMERS	-	-	-	-
BULK	Rural				
	Urban				
	(A) NPCL	-	-	-	-
	(B) KESCO	-	-	-	-
SUB TOTAL	BULK SUPPLY	-	-	-	-
	GRAND TOTAL	4,84,089	4,98,814	5,16,437	536,839

7.2.6 CONNECTED LOAD SUB-CATEGORY WISE PROJECTIONS

Projections for Connected Load sub-category wise for the two years have been made as given below:

Table 7-11: Sub category wise projections of connected load

SUPPLY TYPE	CATEGORY	2013-14	2014-15	2015-16
LMV--1	Rural			
	Urban			
	(A) Consumer getting supply as per "Rural Schedule"			
	(i) Un-metered	-	-	-
	(ii) Metered	-	-	-
	(B) Supply at Single Point for Bulk Load	-	-	-

75
 (रमेश कुमार)
 मुख्य अभियन्ता
 केस्को

SUPPLY TYPE		CATEGORY	2013-14	2014-15	2015-16
	(C1)	Other Metered Domestic Consumers	9,58,837	10,16,367	10,77,349
	(C2)	Life Line Consumers/BPL	-	-	-
SUB TOTAL	DOMESTIC LIGHT FAN & POWER (LMV-1)		9,58,837	10,16,367	10,77,349
LMV--2		Rural			
		Urban			
	(A)	Consumer getting supply as per "Rural Schedule"			
		(i) Un-metered	-	-	-
		(ii) Metered	-	-	-
	(B)	Private Advertising/Sign Post/Sign Board/Glow Sign/Flex	-	-	-
	(C)	Other Metered Non-Domestic Supply	1,96,375	1,67,796	1,43,376
SUB TOTAL	NON DOMESTIC LIGHT FAN & POWER (LMV-2)		1,96,375	1,67,796	1,43,376
LMV--3		Rural			
	A	Urban			
	(A)	Un-metered Supply			
		(i) Gram Panchyat	-	-	-
		(ii) Nagar Palika & Nagar Panchyat	-	-	-
		(iii) Nagar Nigam	14,068	14,068	14,068
	(B)	Metered Supply			
		(i) Gram Panchyat	-	-	-
		(ii) Nagar Palika & Nagar Panchyat	-	-	-
		(iii) Nagar Nigam	-	-	-
SUB TOTAL	PUBLIC LAMPS (LMV-3)		14,068	14,068	14,068
LMV--4		Rural			
	A	Urban			
		Rural			
	B	Urban			
	(A)	Public Institution(4 A)	10,229	10,740	11,277
	(B)	Private Institution(4 B)	2,366	2,508	2,658
SUB TOTAL	LIGHT, FAN & POWER FOR PUBLIC/PRIVATE INSTITUTION (LMV-4)		12,595	13,248	13,936
LMV--5		Rural			
		Urban			
	(A)	Rural Schedule			
		(i) Un metered Supply	-	-	-
		(ii) Metered Supply	-	-	-
	(B)	Urban Schedule			
		(i) Metered Supply	-	-	-

SUPPLY TYPE	CATEGORY	2013-14	2014-15	2015-16
SUB TOTAL	PRIVATE TUBE WELL/PUMPING SETS (LMV-5)	-	-	-
LMV--6	Rural			
	Urban			
	(A) Small & Medium Power (Power Loom)			
	(i) Rural Schedule	-	-	-
	(ii) Urban Schedule	-	-	-
	(B) Small & Medium Power			
	(i) Rural Schedule	-	-	-
	(ii) Urban Schedule	1,05,888	1,11,182	1,16,742
SUB TOTAL	SMALL & MEDIUM POWER UPTO 100 HP (75) (LMV-6)	1,05,888	1,11,182	1,16,742
LMV--7	Rural			
	Urban			
	(A) Rural Schedule			
	(i) Jal Nigam	-	-	-
	(ii) Jal Sansthan	-	-	-
	(iii) Others (Water Works)	-	-	-
	(B) Urban Schedule	-	-	-
	(i) Jal Nigam	-	-	-
	(ii) Jal Sansthan	19,811	19,747	19,945
	(iii) Others (Water Works)	-	-	-
SUB TOTAL	PUBLIC WATER WORKS(LMV-7)	19,811	19,747	19,945
LMV--8	Rural			
	Urban			
	(A) Metered Supply	-	-	-
	(B) Un-metered Supply			
	(i) STW, Panchayat Raj, WB, I.Duch, P.Canals, LI upto 100 BHP	-	-	-
	(ii) Laghu Dal Nahar above 100 BHP	-	-	-
SUB TOTAL	STATE TUBE WELLS & PUMPS CANAL UPTO 100 HP(LMV-8)	-	-	-
LMV--9	Rural			
	Urban			
	(A) Metered Supply			
	(i) Individual Residential Consumers	-	-	-
	(ii) Others	-	-	-
	(B) Un-metered Supply			
	(i) Ceremonies	-	-	-
	(ii) Temporary Shops	-	-	-

SUPPLY TYPE		CATEGORY	2013-14	2014-15	2015-16
SUB TOTAL	TEMPORARY SUPPLY (LMV-9)		-	-	-
LMV--10	(A)	Serving			
		(i) Class IV Employees	-	-	-
		(ii) Class III Employees	5,895	6,102	6,102
		(iii) Junior Engineers & Equivalent	-	-	-
		(iv) Assistant Engineers & Equivalent	-	-	-
		(v) Executive Engineers & Equivalent	-	-	-
		(vi) Deputy General Manager & Equivalent	-	-	-
		(vii) CGM/GM & Equivalent posts and above	-	-	-
	(B)	Total Pensioner & Family Pensioner	8,637	11,055	11,055
SUB TOTAL	DEPARTMENTAL EMPLOYEES (LMV-10)		14,532	17,157	17,157
HV--1		Rural			
		Urban			
	(A)	Urban Schedule			
		(i) For supply at 11kV	38,064	38,825	39,602
		(ii) For supply above 11kV and upto & Including 66kV	14,191	14,333	14,476
		(iii) For supply above 66kV and upto & Including 132kV	-	-	-
		(iv) For supply above 132kV	-	-	-
	(B)	Rural Schedule			
		(i) For supply at 11kV	-	-	-
		(ii) For supply above 11kV and upto & Including 66kV	-	-	-
SUB TOTAL	NON INDUSTRIAL BULK LOADS (HV-1)		52,255	53,158	54,078
HV--2		Rural			
		Urban			
	(A)	Urban Schedule			
		(i) For supply at 11kV	1,26,667	1,29,200	1,31,784
		(ii) For supply above 11kV and upto & Including 66kV	14,300	14,443	14,587
		(iii) For supply above 66kV and upto & Including 132kV	65,000	65,650	66,307
		(iv) For supply above 132kV	-	-	-
	(B)	Rural Schedule			

SUPPLY TYPE		CATEGORY	2013-14	2014-15	2015-16
		(i) For supply at 11kV	-	-	-
		(ii) For supply above 11kV and upto & Including 66kV	-	-	-
SUB TOTAL	LARGE & HEAVY POWER ABOVE 100 BHP (75 kW) (HV-2)		2,05,967	2,09,293	2,12,678
HV--3		Rural	-	-	-
		Urban	-	-	-
	(A)	For supply at the above 132kV	-	-	-
	(B)	For supply below 132kV	-	-	-
	(C)	For Metro Traction	-	-	-
SUB TOTAL	RAILWAY TRACTION (HV-3)		-	-	-
HV--4		Rural			
		Urban			
	(A)	For supply at 11kV	-	-	-
	(B)	For supply above 11kV and upto 66kV	-	-	-
	(C)	For supply above 66kV and upto 132kV	-	-	-
SUB TOTAL	LIFT IRRIGATION & P. CANAL ABOVE 100 BHP (75kW) (HV-4)		-	-	-
EXTRA STATE		Rural			
		Urban			
	(A)	EXTRA STATE & OTHERS	-	-	-
SUB TOTAL	EXTRA STATE CONSUMERS		-	-	-
BULK		Rural			
		Urban			
	(A)	NPCL	-	-	-
	(B)	KESCO	-	-	-
SUB TOTAL	BULK SUPPLY		-	-	-
	GRAND TOTAL		15,80,328	16,22,017	16,69,328

(रमेश कुमार)
मुख्य अभियन्ता (वा०)
केस्को

7.2.7 SALES SUB-CATEGORY WISE PROJECTIONS

Projections for Sales sub-category wise for the two years have been made as given below:

Table 7-12: Sub category wise projections of energy sales

KESCO Discom			Projected Sales -KESCO			Projected (Impact of Running Hours on Sales)			Projected (Impact of Demand Side Management on Sales)		
SUPPLY TYPE		CATEGORY	2013-14	2014-15	2015-16	2013-14	2014-15	2015-16	2013-14	2014-15	2015-16
LMV--1		Rural									
		Urban									
	(A)	Consumer getting supply as per "Rural Schedule"									
		(i) Un-metered	-	-	-	-	-	-	-	-	-
		(ii) Metered	-	-	-	-	-	-	-	-	-
	(B)	Supply at Single Point for Bulk Load	-	-	-	-	-	-	-	-	-
	(C1)	Other Metered Domestic Consumers	1,258	1,334	1,414	1,258	1,356	1,458	961	1,356	1,458
	(C2)	Life Line Consumers/BPL	-	-	-	-	-	-	-	-	-
SUB TOTAL		DOMESTIC LIGHT FAN & POWER (LMV-1)	1,258	1,334	1,414	1,258	1,356	1,458	961	1,356	1,458
LMV--2		Rural									
		Urban									
	(A)	Consumer getting supply as per "Rural Schedule"									
		(i) Un-metered	-	-	-	-	-	-	-	-	-
		(ii) Metered	-	-	-	-	-	-	-	-	-
	(B)	Private Advertising/Sign Post/Sign Board/Glow Sign/Flex	-	-	-	-	-	-	-	-	-
	(C)	Other Metered Non-Domestic Supply	255	218	186	255	221	192	255	221	192
SUB TOTAL		NON DOMESTIC LIGHT FAN & POWER (LMV-2)	255	218	186	255	221	192	255	221	192
LMV--3		Rural									
	A	Urban									
	(A)	Un-metered Supply									
		(i) Gram Panchyat	-	-	-	-	-	-	-	-	-

(रमेश कुमार)
मुख्य अभियन्ता (वा०)

KESCO Discom			Projected Sales -KESCO			Projected (Impact of Running Hours on Sales)			Projected (Impact of Demand Side Management on Sales)		
SUPPLY TYPE		CATEGORY	2013-14	2014-15	2015-16	2013-14	2014-15	2015-16	2013-14	2014-15	2015-16
		(ii) Nagar Palika & Nagar Panchyat	-	-	-	-	-	-	-	-	-
		(iii) Nagar Nigam	50	61	61	50	61	61	50	61	61
	(B)	Metered Supply									
		(i) Gram Panchyat	-	-	-	-	-	-	-	-	-
		(ii) Nagar Palika & Nagar Panchyat ,	-	-	-	-	-	-	-	-	-
		(iii) Nagar Nigam	-	-	-	-	-	-	-	-	-
SUB TOTAL		PUBLIC LAMPS (LMV-3)	50	61	61	50	61	61	50	61	61
LMV--4	A	Rural									
		Urban									
	B	Rural									
		Urban									
	(A)	Public Institution(4 A)	42	42	44	42	42	45	42	42	45
	(B)	Private Institution(4 B)	5	6	6	5	6	6	5	6	6
SUB TOTAL		LIGHT, FAN & POWER FOR PUBLIC/PRIVATE INSTITUTION (LMV-4)	47	47	50	47	48	51	47	48	51
LMV--5		Rural									
		Urban									
	(A)	Rural Schedule									
		(i) Un metered Supply	-	-	-	-	-	-	-	-	-
		(ii) Metered Supply	-	-	-	-	-	-	-	-	-
	(B)	Urban Schedule									
		(i) Metered Supply	-	-	-	-	-	-	-	-	-
SUB TOTAL		PRIVATE TUBE WELL/PUMPING SETS (LMV-5)	-	-	-	-	-	-	-	-	-
LMV--6		Rural									
		Urban									
	(A)	Small & Medium Power (Power Loom)									
		(i) Rural Schedule	-	-	-	-	-	-	-	-	-
		(ii) Urban Schedule	0.18	-	-	0.18	-	-	0	-	-

(रमेश कुमार)
मुख्य अभियन्ता (वा०)
केस्को

KESCO Discom			Projected Sales -KESCO			Projected (Impact of Running Hours on Sales)			Projected (Impact of Demand Side Management on Sales)		
SUPPLY TYPE	CATEGORY		2013-14	2014-15	2015-16	2013-14	2014-15	2015-16	2013-14	2014-15	2015-16
	(B)	Small & Medium Power									
	(i)	Rural Schedule	-	-	-	-	-	-	-	-	-
	(ii)	Urban Schedule	250	407	427	250	414	441	250	414	441
SUB TOTAL	SMALL & MEDIUM POWER UPTO 100 HP (75) (LMV-6)		250	407	427	250	414	441	250	414	441
LMV--7		Rural									
		Urban									
	(A)	Rural Schedule									
	(i)	Jal Nigam	-	-	-	-	-	-	-	-	-
	(ii)	Jal Sansthan	-	-	-	-	-	-	-	-	-
	(iii)	Others (Water Works)	-	-	-	-	-	-	-	-	-
	(B)	Urban Schedule									
	(i)	Jal Nigam	-	-	-	-	-	-	-	-	-
	(ii)	Jal Sansthan	49	47	47	49	47	47	49	47	47
	(iii)	Others (Water Works)	-	-	-	-	-	-	-	-	-
SUB TOTAL	PUBLIC WATER WORKS(LMV-7)		49	47	47	49	47	47	49	47	47
LMV--8		Rural									
		Urban									
	(A)	Metered Supply	-	-	-	-	-	-	-	-	-
	(B)	Un-metered Supply									
	(i)	STW, Panchayat Raj, WB, I.Duch, P.Canals, LI upto 100 BHP	-	-	-	-	-	-	-	-	-
	(ii)	Laghu Dal Nahar above 100 BHP	-	-	-	-	-	-	-	-	-
SUB TOTAL	STATE TUBE WELLS & PUMPS CANAL UPTO 100 HP(LMV-8)		-	-	-	-	-	-	-	-	-
LMV--9		Rural									
		Urban									
	(A)	Metered Supply									
	(i)	Individual Residential Consumers	-	-	-	-	-	-	-	-	-
	(ii)	Others	-	-	-	-	-	-	-	-	-

(रमेश कुमार)
मुख्य अभियन्ता (वा०)

KESCO Discom			Projected Sales -KESCO			Projected (Impact of Running Hours on Sales)			Projected (Impact of Demand Side Management on Sales)		
SUPPLY TYPE		CATEGORY	2013-14	2014-15	2015-16	2013-14	2014-15	2015-16	2013-14	2014-15	2015-16
	(B)	Un-metered Supply									
		(i) Ceremonies	-	-	-	-	-	-	-	-	-
		(ii) Temporary Shops	-	-	-	-	-	-	-	-	-
SUB TOTAL		TEMPORARY SUPPLY (LMV-9)	-	-	-	-	-	-	-	-	-
LMV--10	(A)	Serving									
		(i) Class IV Employees	-	-	-	-	-	-	-	-	-
		(ii) Class III Employees	6.49	6.49	6.49	6.49	6.67	6.84	6.49	6.67	6.84
		(iii) Junior Engineers & Equivalent	-	-	-	-	-	-	-	-	-
		(iv) Assistant Engineers & Equivalent	-	-	-	-	-	-	-	-	-
		(v) Executive Engineers & Equivalent	-	-	-	-	-	-	-	-	-
		(vi) Deputy General Manager & Equivalent	-	-	-	-	-	-	-	-	-
		(vii) CGM/GM & Equivalent posts and above	-	-	-	-	-	-	-	-	-
	(B)	Total Pensioner & Family Pensioner	9.61	9.61	9.61	9.61	9.88	10.02	9.61	9.88	10.02
SUB TOTAL		DEPARTMENTAL EMPLOYEES (LMV-10)	16.09	16.09	16.09	16.09	16.55	16.86	16.09	16.55	16.86
HV--1		Rural									
		Urban									
	(A)	Urban Schedule									
		(i) For supply at 11kV	82	84	86	82	84	86	82	84	86
		(ii) For supply above 11kV and upto & Including 66kV	48	49	49	48	49	49	48	49	49
		(iii) For supply above 66kV and upto & Including 132kV	-	-	-	-	-	-	-	-	-
		(iv) For supply above 132kV	-	-	-	-	-	-	-	-	-
	(B)	Rural Schedule									
		(i) For supply at 11kV	-	-	-	-	-	-	-	-	-
		(ii) For supply above 11kV and upto & Including 66kV	-	-	-	-	-	-	-	-	-
SUB TOTAL		NON INDUSTRIAL BULK LOADS (HV-1)	131	133	135	131	133	135	131	133	135

(रमेश कुमार)
मुख्य अभियन्ता (वा०)
के.एस.के.

KESCO Discom			Projected Sales -KESCO			Projected (Impact of Running Hours on Sales)			Projected (Impact of Demand Side Management on Sales)		
SUPPLY TYPE	CATEGORY		2013-14	2014-15	2015-16	2013-14	2014-15	2015-16	2013-14	2014-15	2015-16
HV--2	Rural										
	Urban										
	(A)	Urban Schedule									
	(i)	For supply at 11kV	321	283	289	321	283	289	321	283	289
	(ii)	For supply above 11kV and upto & Including 66kV	34	34	34	34	34	34	34	34	34
	(iii)	For supply above 66kV and upto & Including 132kV	344	105	106	344	105	106	344	105	106
	(iv)	For supply above 132kV	-	-	-	-	-	-	-	-	-
	(B)	Rural Schedule									
	(i)	For supply at 11kV	-	-	-	-	-	-	-	-	-
	(ii)	For supply above 11kV and upto & Including 66kV	-	-	-	-	-	-	-	-	-
SUB TOTAL	LARGE & HEAVY POWER ABOVE 100 BHP (75 kW) (HV-2)		699	422	429	699	422	429	699	422	429
HV--3	Rural										
	Urban										
	(A)	For supply at the above 132kV	-	-	-	-	-	-	-	-	-
	(B)	For supply below 132kV	-	-	-	-	-	-	-	-	-
	(C)	For Metro Traction	-	-	-	-	-	-	-	-	-
SUB TOTAL	RAILWAY TRACTION (HV-3)		-	-	-	-	-	-	-	-	-
HV--4	Rural										
	Urban										
	(A)	For supply at 11kV	-	-	-	-	-	-	-	-	-
	(B)	For supply above 11kV and upto 66kV	-	-	-	-	-	-	-	-	-
	(C)	For supply above 66kV and upto 132kV	-	-	-	-	-	-	-	-	-
SUB TOTAL	LIFT IRRIGATION & P. CANAL ABOVE 100 BHP (75kW) (HV-4)		-	-	-	-	-	-	-	-	-
EXTRA STATE	Rural										
	Urban										
	(A)	EXTRA STATE & OTHERS	-	-	-	-	-	-	-	-	-

(रमेश कुमार)
मुख्य अभियन्ता (वा०)
कच्छी

KESCO Discom			Projected Sales -KESCO			Projected (Impact of Running Hours on Sales)			Projected (Impact of Demand Side Management on Sales)		
SUPPLY TYPE		CATEGORY	2013-14	2014-15	2015-16	2013-14	2014-15	2015-16	2013-14	2014-15	2015-16
SUB TOTAL		EXTRA STATE CONSUMERS	-	-	-	-	-	-	-	-	-
BULK		Rural									
		Urban									
	(A)	NPCL	-	-	-	-	-	-	-	-	-
	(B)	KESCO	-	-	-	-	-	-	-	-	-
SUB TOTAL		BULK SUPPLY	-	-	-	-	-	-	-	-	-
		GRAND TOTAL	2,755	2,684	2,765	2,755	2,718	2,831	2,458	2,718	2,831

(रमेश कुमार)
मुख्य अभियन्ता (वा०)
कानपुर

7.3 ACTUAL BILLING DETERMINANTS FOR FY 2013-14

The detailed category-wise data for previous year 2013-14 is placed in the table below:

Table 7-13: Actual Billing Determinant for FY 2013-14

SUPPLY TYPE		KESCO FY 2013-14	CONSUMER (NUMBERS)	CONNECTED LOAD (KW)	PROJECTED BILLED ENERGY (MU)
LMV--1	(A)	Consumer getting supply as per "Rural Schedule"			
		(i) Un-metered	-	-	-
		(ii) Metered	-	-	-
	(B)	Supply at Single Point for Bulk Load	-	-	-
	(C1)	Other Metered Domestic Consumers	4,01,572	9,58,837	961
	(C2)	Life Line Consumers/BPL	-	-	-
SUB TOTAL		DOMESTIC LIGHT FAN & POWER (LMV-1)	4,01,572	9,58,837	961
LMV--2	(A)	Consumer getting supply as per "Rural Schedule"			
		(i) Un-metered	-	-	-
		(ii) Metered	-	-	-
	(B)	Private Advertising/Sign Post/Sign Board/Glow Sign/Flex	-	-	-
	(C)	Other Metered Non-Domestic Supply	67,550	1,96,375	255
SUB TOTAL		NON DOMESTIC LIGHT FAN & POWER (LMV-2)	67,550	1,96,375	255
LMV--3	(A)	Un-metered Supply			
		(i) Gram Panchyat	-	-	-
		(ii) Nagar Palika & Nagar Panchyat	-	-	-
		(iii) Nagar Nigam	18	14,068	50
	(B)	Metered Supply			
		(i) Gram Panchyat	-	-	-
		(ii) Nagar Palika & Nagar Panchyat	-	-	-
		(iii) Nagar Nigam	-	-	-
SUB TOTAL		PUBLIC LAMPS (LMV-3)	18	14,068	50
LMV--4	(A)	Public Institution(4 A)	744	10,229	42
	(B)	Private Institution(4 B)	133	2,366	5
SUB TOTAL		LIGHT, FAN & POWER FOR PUB./PRIV. INST.(LMV-4)	877	12,595	47
LMV--5	(A)	Rural Schedule			
		(i) Un metered Supply	-	-	-
		(ii) Metered Supply	-	-	-
	(B)	Urban Schedule			
		(i) Metered Supply	-	-	-
SUB TOTAL		PRIVATE TUBE WELL/PUMPING SETS (LMV-5)	-	-	-
LMV--6	(A)	Small & Medium Power (Power Loom)			
		(i) Rural Schedule	-	-	-
		(ii) Urban Schedule	-	-	0
	(B)	Small & Medium Power			
		(i) Rural Schedule	-	-	-

SUPPLY TYPE		KESCO FY 2013-14	CONSUMER (NUMBERS)	CONNECTED LOAD (KW)	PROJECTED BILLED ENERGY (MU)
		(ii) Urban Schedule	7,920	1,05,888	250
SUB TOTAL		SMALL & MEDIUM POWER UPTO 100 HP (75) (LMV-6)	7,920	1,05,888	250
LMV--7	(A)	Rural Schedule			
		(i) Jal Nigam	-	-	-
		(ii) Jal Sansthan	-	-	-
		(iii) Others (Water Works)	-	-	-
	(B)	Urban Schedule			
		(i) Jal Nigam	-	-	-
		(ii) Jal Sansthan	609	19,811	49
		(iii) Others (Water Works)	-	-	-
SUB TOTAL		PUBLIC WATER WORKS(LMV-7)	609	19,811	49
LMV--8	(A)	Metered Supply	-	-	-
	(B)	Un-metered Supply			
		(i) STW,Panchayat Raj WB I.Duch P.C, L I upto 100 BHP	-	-	-
		(ii) Laghu Dal Nahar above 100 BHP	-	-	-
SUB TOTAL		STATE TUBE WELLS & PUMPS CANAL UPTO 100 HP(LMV-8)	-	-	-
LMV--9	(A)	Metered Supply			
		(i) Individual Residential Consumers	-	-	-
		(ii) Others	-	-	-
	(B)	Un-metered Supply			
		(i) Ceremonies	-	-	-
		(ii) Temporary Shops	-	-	-
SUB TOTAL		TEMPORARY SUPPLY (LMV-9)	-	-	-
LMV--10	(A)	Serving			
		(i) Class IV Employees	-	-	-
		(ii) Class III Employees	1,965	5,895	6
		(iii) Junior Engineers & Equivalent	-	-	-
		(iv) Assistant Engineers & Equivalent	-	-	-
		(v) Executive Engineers & Equivalent	-	-	-
		(vi) Deputy General Manager & Equivalent	-	-	-
		(vii) CGM/GM & Equivalent posts and above	-	-	-
	(B)	Total Pensioner & Family Pensioner	2,879	8,637	10
SUB TOTAL		DEPARTMENTAL EMPLOYEES (LMV-10)	4,844	14,532	16
HV--1	(A)	Urban Schedule			
		(i) For supply at 11kV	134	38,064	82
		(ii) For supply at 33 kV & above	7	14,191	48
	(B)	Rural Schedule			
		(i) For supply at 11kV	-	-	-
		(ii) For supply at 33 kV & above	-	-	-
SUB TOTAL		NON INDUSTRIAL BULK LOADS (HV-1)	141	52,255	131

(रमेश कुमार)⁸⁷
मुख्य अभियन्ता (वा०)
केस्को

SUPPLY TYPE		KESCO FY 2013-14	CONSUMER (NUMBERS)	CONNECTED LOAD (KW)	PROJECTED BILLED ENERGY (MU)
HV--2	(A)	Urban Schedule			
		(i) For supply at 11kV	551	1,26,667	321
		(ii) For supply above 11kV and upto & Including 66kV	4	14,300	34
		(iii) For supply above 66kV and upto & Including 132kV	3	65,000	344
		(iv) For supply above 132kV	-	-	-
	(B)	Rural Schedule			
		(i) For supply at 11kV	-	-	-
		(ii) For supply above 11kV and upto & Including 66kV	-	-	-
SUB TOTAL		LARGE & HEAVY POWER ABOVE 100 BHP (75 kW) (HV-2)	558	2,05,967	699
HV--3	(A)	For supply at and above 132kV	-	-	-
	(B)	For supply below 132kV	-	-	-
	(C)	For Delhi Metro Rail	-	-	-
SUB TOTAL		RAILWAY TRACTION (HV-3)	-	-	-
HV--4	(A)	For supply at 11kV	-	-	-
	(B)	For supply above 11kV and upto 66kV	-	-	-
	(C)	For supply above 66kV and upto 132kV	-	-	-
SUB TOTAL		LIFT IRRIGATION & P C ABOVE 100 BHP (75kW) (HV- 4)	-	-	-
EXTRA STATE	(A)	EXTRA STATE & OTHERS	-	-	-
SUB TOTAL		EXTRA STATE CONSUMERS	-	-	-
BULK	(A)	Torrent (Depicted as Retail Sales)	-	-	-
	(B)	KESCO	-	-	-
SUB TOTAL		BULK SUPPLY	-	-	-
GRAND TOTAL			4,84,089	15,80,328	2,458

7.4 BILLING DETERMINANTS FOR FY 2014-15

The estimated category-wise billing determinants for the FY 2014-15 is placed in the table below:

Table 7-14: Estimated Billing Determinant for FY 2014-15

SUPPLY TYPE		KESCO FY 2014-15	CONSUMER (NUMBERS)	CONNECTE D LOAD (KW)	PROJECTED BILLED ENERGY (MU)
LMV--1	(A)	Consumer getting supply as per "Rural Schedule"			
		(i) Un-metered	-	-	-
		(ii) Metered	-	-	-

(रमेश कुमार) 88
मुख्य अभियन्ता (वा०)
कैम्को

SUPPLY TYPE		KESCO FY 2014-15	CONSUMER (NUMBERS)	CONNECTE D LOAD (KW)	PROJECTED BILLED ENERGY (MU)
	(B)	Supply at Single Point for Bulk Load	-	-	-
	(C1)	Other Metered Domestic Consumers	4,25,666	10,16,367	1,343
	(C2)	Life Line Consumers/BPL	-	-	-
SUB TOTAL		DOMESTIC LIGHT FAN & POWER (LMV-1)	4,25,666	10,16,367	1,343
LMV--2	(A)	Consumer getting supply as per "Rural Schedule"			
	(i)	Un-metered	-	-	-
	(ii)	Metered	-	-	-
	(B)	Private Advertising/Sign Post/Sign Board/Glow Sign/Flex	-	-	-
	(C)	Other Metered Non-Domestic Supply	57,719	1,67,796	219
SUB TOTAL		NON DOMESTIC LIGHT FAN & POWER (LMV- 2)	57,719	1,67,796	219
LMV--3	(A)	Un-metered Supply			
	(i)	Gram Panchyat	-	-	-
	(ii)	Nagar Palika & Nagar Panchyat	-	-	-
	(iii)	Nagar Nigam	18	14,068	61
	(B)	Metered Supply			
	(i)	Gram Panchyat	-	-	-
	(ii)	Nagar Palika & Nagar Panchyat	-	-	-
	(iii)	Nagar Nigam	-	-	-
SUB TOTAL		PUBLIC LAMPS. (LMV-3)	18	14,068	61
LMV--4	(A)	Public Institution(4 A)	781	10,740	42
	(B)	Private Institution(4 B)	141	2,508	6
SUB TOTAL		LIGHT, FAN & POWER FOR PUB./PRIV. INST.(LMV-4)	922	13,248	48
LMV--5	(A)	Rural Schedule			
	(i)	Un metered Supply	-	-	-
	(ii)	Metered Supply	-	-	-
	(B)	Urban Schedule			
	(i)	Metered Supply	-	-	-
SUB TOTAL		PRIVATE TUBE WELL/PUMPING SETS (LMV-5)	-	-	-
LMV--6	(A)	Small & Medium Power (Power Loom)			
	(i)	Rural Schedule	-	-	-
	(ii)	Urban Schedule	-	-	-
	(B)	Small & Medium Power			
	(i)	Rural Schedule	-	-	-
	(ii)	Urban Schedule	8,316	1,11,182	410
SUB TOTAL		SMALL & MEDIUM POWER UPTO 100 HP (75) (LMV-6)	8,316	1,11,182	410
LMV--7	(A)	Rural Schedule			
	(i)	Jal Nigam	-	-	-
	(ii)	Jal Sansthan	-	-	-
	(iii)	Others (Water Works)	-	-	-
	(B)	Urban Schedule			

SUPPLY TYPE		KESCO FY 2014-15	CONSUMER (NUMBERS)	CONNECTE D LOAD (KW)	PROJECTED BILLED ENERGY (MU)
		(i) Jal Nigam	-	-	-
		(ii) Jal Sansthan	615	19,747	47
		(iii) Others (Water Works)	-	-	-
SUB TOTAL		PUBLIC WATER WORKS(LMV-7)	615	19,747	47
LMV--8	(A)	Metered Supply	-	-	-
	(B)	Un-metered Supply	-	-	-
	(i)	STW,Panchayat Raj WB I.Duch P.C, L I upto 100 BHP	-	-	-
	(ii)	Laghu Dal Nahar above 100 BHP	-	-	-
SUB TOTAL		STATE TUBE WELLS & PUMPS CANAL UPTO 100 HP(LMV-8)	-	-	-
LMV--9	(A)	Metered Supply	-	-	-
	(i)	Individual Residential Consumers	-	-	-
	(ii)	Others	-	-	-
	(B)	Un-metered Supply	-	-	-
	(i)	Ceremonies	-	-	-
	(ii)	Temporary Shops	-	-	-
SUB TOTAL		TEMPORARY SUPPLY (LMV-9)	-	-	-
LMV--10	(A)	Serving	-	-	-
	(i)	Class IV Employees	-	-	-
	(ii)	Class III Employees	1,965	6,102	7
	(iii)	Junior Engineers & Equivalent	-	-	-
	(iv)	Assistant Engineers & Equivalent	-	-	-
	(v)	Executive Engineers & Equivalent	-	-	-
	(vi)	Deputy General Manager & Equivalent	-	-	-
	(vii)	CGM/GM & Equivalent posts and above	-	-	-
	(B)	Total Pensioner & Family Pensioner	2,879	11,055	10
SUB TOTAL		DEPARTMENTAL EMPLOYEES (LMV-10)	4,844	17,157	16
HV--1	(A)	Urban Schedule	-	-	-
	(i)	For supply at 11kV	137	38,825	84
	(ii)	For supply at 33 kV & above	7	14,333	49
	(B)	Rural Schedule	-	-	-
	(i)	For supply at 11kV	-	-	-
	(ii)	For supply at 33 kV & above	-	-	-
SUB TOTAL		NON INDUSTRIAL BULK LOADS (HV-1)	144	53,158	133
HV--2	(A)	Urban Schedule	-	-	-
	(i)	For supply at 11kV	562	1,29,200	283
	(ii)	For supply above 11kV and upto & Including 66kV	4	14,443	34

(रमेश कुमार) 90
मुख्य अभियन्ता (वा०)
केस्को

SUPPLY TYPE		KESCO FY 2014-15	CONSUMER (NUMBERS)	CONNECTE D LOAD (KW)	PROJECTED BILLED ENERGY (MU)
		(iii) For supply above 66kV and upto & Including 132kV	3	65,650	105
		(iv) For supply above 132kV	-	-	-
	(B)	Rural Schedule			
		(i) For supply at 11kV	-	-	-
		(ii) For supply above 11kV and upto & Including 66kV	-	-	-
SUB TOTAL		LARGE & HEAVY POWER ABOVE 100 BHP (75 kW) (HV-2)	569	2,09,293	422
HV--3	(A)	For supply at and above 132kV	-	-	-
	(B)	For supply below 132kV	-	-	-
	(C)	For Delhi Metro Rail	-	-	-
SUB TOTAL		RAILWAY TRACTION (HV-3)	-	-	-
HV--4	(A)	For supply at 11kV	-	-	-
	(B)	For supply above 11kV and upto 66kV	-	-	-
	(C)	For supply above 66kV and upto 132kV	-	-	-
SUB TOTAL		LIFT IRRIGATION & P C ABOVE 100 BHP (75kW) (HV-4)	-	-	-
EXTRA STATE	(A)	EXTRA STATE & OTHERS	-	-	-
SUB TOTAL		EXTRA STATE CONSUMERS	-	-	-
BULK	(A)	Torrent	-	-	-
	(B)	KESCO	-	-	-
SUB TOTAL		BULK SUPPLY	-	-	-
		GRAND TOTAL	4,98,814	16,22,017	2,698

9
(रमेश कुमार)
मुख्य अभियन्ता (वा०)
केस्को

7.5 PROJECTED BILLING DETERMINANTS FOR FY 2015-16

The projected category-wise billing determinants for the FY 2015-16 is placed in the table below:


Table 7-15: Projected Billing Determinant for FY 2015-16

SUPPLY TYPE		KESCO FY 2015-16	CONSUMER (NUMBERS)	CONNECTED LOAD (KW)	PROJECTED BILLED ENERGY (MU)
LMV--1	(A)	Consumer getting supply as per "Rural Schedule"			
	(i)	Un-metered	-	-	-
	(ii)	Metered	-	-	-
	(B)	Supply at Single Point for Bulk Load	-	-	-
	(C1)	Other Metered Domestic Consumers	4,51,206	10,77,349	1,458
	(C2)	Life Line Consumers/BPL	-	-	-
SUB TOTAL		DOMESTIC LIGHT FAN & POWER (LMV-1)	4,51,206	10,77,349	1,458
LMV--2	(A)	Consumer getting supply as per "Rural Schedule"			
	(i)	Un-metered	-	-	-
	(ii)	Metered	-	-	-
	(B)	Private Advertising/Sign Post/Sign Board/Glow Sign/Flex	-	-	-
	(C)	Other Metered Non-Domestic Supply	49,319	1,43,376	192
SUB TOTAL		NON DOMESTIC LIGHT FAN & POWER (LMV-2)	49,319	1,43,376	192
LMV--3	(A)	Un-metered Supply			
	(i)	Gram Panchyat	-	-	-
	(ii)	Nagar Palika & Nagar Panchyat	-	-	-
	(iii)	Nagar Nigam	18	14,068	61
	(B)	Metered Supply			
	(i)	Gram Panchyat	-	-	-
	(ii)	Nagar Palika & Nagar Panchyat	-	-	-
	(iii)	Nagar Nigam	-	-	-
SUB TOTAL		PUBLIC LAMPS (LMV-3)	18	14,068	61
LMV--4	(A)	Public Institution(4 A)	820	11,277	45
	(B)	Private Institution(4 B)	149	2,658	6
SUB TOTAL		LIGHT, FAN & POWER FOR PUB./PRIV. INST.(LMV-4)	970	13,936	51
LMV--5	(A)	Rural Schedule			
	(i)	Un metered Supply	-	-	-
	(ii)	Metered Supply	-	-	-
	(B)	Urban Schedule			
	(i)	Metered Supply	-	-	-
SUB TOTAL		PRIVATE TUBE WELL/PUMPING SETS (LMV-5)	-	-	-
LMV--6	(A)	Small & Medium Power (Power Loom)			
	(i)	Rural Schedule	-	-	-
	(ii)	Urban Schedule	-	-	-
	(B)	Small & Medium Power			
	(i)	Rural Schedule	-	-	-

(रमेश कुमार) 92
मुख्य अभियन्ता (वा०)
केस्को

Annual Revenue Requirement Petition of KESCO for FY 2015-16 and True-UP Petition for FY 2012-13

SUPPLY TYPE		KESCO FY 2015-16	CONSUMER (NUMBERS)	CONNECTED LOAD (KW)	PROJECTED BILLED ENERGY (MU)
	(ii)	Urban Schedule	8,732	1,16,742	441
SUB TOTAL		SMALL & MEDIUM POWER UPTO 100 HP (75) (LMV-6)	8,732	1,16,742	441
LMV--7	(A)	Rural Schedule			
	(i)	Jal Nigam	-	-	-
	(ii)	Jal Sansthan	-	-	-
	(iii)	Others (Water Works)	-	-	-
	(B)	Urban Schedule			
	(i)	Jal Nigam	-	-	-
	(ii)	Jal Sansthan	621	19,945	47
	(iii)	Others (Water Works)	-	-	-
SUB TOTAL		PUBLIC WATER WORKS(LMV-7)	621	19,945	47
LMV--8	(A)	Metered Supply	-	-	-
	(B)	Un-metered Supply			
	(i)	STW,Panchayat Raj WB I.Duch P.C, LI upto 100 BHP	-	-	-
	(ii)	Laghu Dal Nahar above 100 BHP	-	-	-
SUB TOTAL		STATE TUBE WELLS & PUMPS CANAL UPTO 100 HP(LMV-8)	-	-	-
LMV--9	(A)	Metered Supply			
	(i)	Individual Residential Consumers	-	-	-
	(ii)	Others	-	-	-
	(B)	Un-metered Supply			
	(i)	Ceremonies	-	-	-
	(ii)	Temporary Shops	-	-	-
SUB TOTAL		TEMPORARY SUPPLY (LMV-9)	-	-	-
LMV--10	(A)	Serving			
	(i)	Class IV Employees	-	-	-
	(ii)	Class III Employees	1,965	6,102	7
	(iii)	Junior Engineers & Equivalent	-	-	-
	(iv)	Assistant Engineers & Equivalent	-	-	-
	(v)	Executive Engineers & Equivalent	-	-	-
	(vi)	Deputy General Manager & Equivalent	-	-	-
	(vii)	CGM/GM & Equivalent posts and above	-	-	-
	(B)	Total Pensioner & Family Pensioner	2,879	11,055	10
SUB TOTAL		DEPARTMENTAL EMPLOYEES (LMV-10)	4,844	17,157	17
HV--1	(A)	Urban Schedule			
	(i)	For supply at 11kV	139	39,602	86
	(ii)	For supply at 33 kV & above	7	14,476	49
	(B)	Rural Schedule			
	(i)	For supply at 11kV	-	-	-


 (रमेश कुमार)
 मुख्य अभियन्ता (वा०)
 केस्को

SUPPLY TYPE		KESCO FY 2015-16	CONSUMER (NUMBERS)	CONNECTED LOAD (KW)	PROJECTED BILLED ENERGY (MU)
		(ii) For supply at 33 kV & above	-	-	-
SUB TOTAL		NON INDUSTRIAL BULK LOADS (HV-1)	147	54,078	135
HV--2	(A)	Urban Schedule			
		(i) For supply at 11kV	573	1,31,784	289
		(ii) For supply above 11kV and upto & Including 66kV	4	14,587	34
		(iii) For supply above 66kV and upto & Including 132kV	3	66,307	106
		(iv) For supply above 132kV	-	-	-
	(B)	Rural Schedule			
		(i) For supply at 11kV	-	-	-
		(ii) For supply above 11kV and upto & Including 66kV	-	-	-
SUB TOTAL		LARGE & HEAVY POWER ABOVE 100 BHP (75 kW) (HV-2)	580	2,12,678	429
HV--3	(A)	For supply at and above 132kV	-	-	-
	(B)	For supply below 132kV	-	-	-
	(C)	For Delhi Metro Rail	-	-	-
SUB TOTAL		RAILWAY TRACTION (HV-3)	-	-	-
HV--4	(A)	For supply at 11kV	-	-	-
	(B)	For supply above 11kV and upto 66kV	-	-	-
	(C)	For supply above 66kV and upto 132kV	-	-	-
SUB TOTAL		LIFT IRRIGATION & P C ABOVE 100 BHP (75kW) (HV-4)	-	-	-
EXTRA STATE	(A)	EXTRA STATE & OTHERS	-	-	-
SUB TOTAL		EXTRA STATE CONSUMERS	-	-	-
BULK	(A)	Torrent	-	-	-
	(B)	KESCO	-	-	-
SUB TOTAL		BULK SUPPLY	-	-	-
		GRAND TOTAL	5,16,437	16,69,328	2,831

7.6 SALES FORECAST AND ENERGY BALANCE

The actual Distribution Losses in FY 2013-14 were 30.84%. The Petitioner estimates its Distribution losses at 27.66% for FY 2014-15. In the ensuing year FY 2015-16, the Petitioner has projected a Distribution loss of 26.66%. The petitioner has also submitted a loss trajectory before the Hon'ble Commission being in line with the loss reduction trajectory suggested by Ministry of Power, Government of India. Thus considering the commitments made by the Petitioner in the aforesaid submission, it has estimated the above losses for FY 2014-15 & FY 2015-16 as per its earlier submissions made before the Hon'ble Commission. Also if in case the actual losses for FY 2013-14

94
 (रमेश कुमार)
 मुख्य अभियंता (वा०)
 केव्का

are lower than the committed losses as per the trajectory, the petitioner has estimated a 2% reduction in the Distribution Losses each year over the actual loss level of FY 2013-14

Based on the aforementioned sales forecast and loss levels, the energy balance for FY 2015-16 is presented in the table below:

Table 7-16: Energy Balance for FY 2013-14, 2014-15 and 2015-16

Energy Balance	Unit	FY 2012-13	FY 2013-14	FY 2014-15
Power Purchase	MU	3,554.39	3,729.09	3,963.63
Line Losses	MU	1,096.30	1,031.30	1,056.53
Sales	MU	2,458.09	2,697.79	2,907.10
T&D Losses	%	30.84%	27.66%	26.66%

7.7 ESTIMATED REVENUE ASSESSMENT FOR FY 2014-15

The table below presents the projected revenue assessment in FY 2014-15 based UPERC suo-motu Tariff Order for FY 2013-14 dated 31st May, 2013 for the period upto 01st October, 2014 and UPERC ARR & Tariff Order dated 01st October, 2014 for the balance period of financial year 2014-15..

Table 7-17: Revenue Assessment for FY 2014-15

Consumer Category	Assessment Revenue	Electricity Sales	Through Rate
	Rs. Cr	MU	Rs./kWh
LMV-1: Domestic Light, Fan & Power	779.53	1,342.55	5.81
(a) Consumer getting supply as per "Rural Schedule"	-	-	-
(b) Supply at Single Point for Bulk Loads	-	-	-
(c) Other Metered Domestic Consumers	779.53	1,342.55	5.81
(d) Life Line Consumers	-	-	-
LMV-2: Non Domestic Light, Fan & Power	221.45	258.90	8.55
(a) Non-Domestic (Rural)	-	-	-
(b) Private Advertisements/Sign Boards/Glow Signs/Flex	-	-	-
(c) Non-Domestic (Urban Metered)	221.45	258.90	8.55
LMV-3: Public Lamps	42.20	60.77	6.94
LMV-4: Institutions	34.69	47.73	7.27
(a) Public Institution	30.03	41.80	7.18
(b) Private Institution	4.67	5.92	7.88

(रमेश कुमार)
मुख्य अभियन्ता (वी०)
केस्को

Consumer Category	Assessment Revenue	Electricity Sales	Through Rate
LMV-5: Private Tube Wells	-	-	-
LMV 6: Small and Medium Power	264.71	369.94	7.16
LMV-7: Public Water Works	37.13	46.58	7.97
LMV-8: State Tube wells & Pumped Canals	-	-	-
LMV-9: Temporary Supply	-	-	-
LMV-10: Deptt. Empl. & Pensioners	5.28	16.18	3.26
HV-1: Non-Industrial Bulk Load	106.39	133.08	7.99
HV-2: Large & Heavy Power	316.05	422.06	7.49
HV-3: Railway Traction	-	-	-
HV-4: Lift Irrigation Works	-	-	-
Sub Total	1,807.44	2,697.79	6.70
Bulk & Extra State	-	-	-
Total	1,807.44	2,697.79	6.70

7.8 PROJECTED REVENUE ASSESSMENT FOR FY 2015-16

The table below presents the projected revenue assessment for FY 2015-16 on current tariff based on UPERC Tariff Order for FY 2014-15 dated 1st October, 2014.

Table 7-18: Revenue Assessment for FY 2015-16

Consumer Category	Assessment Revenue	Electricity Sales	Through Rate
	Rs. Cr	MU	Rs./kWh
LMV-1: Domestic Light, Fan & Power	847.72	1,458.07	5.81
(a) Consumer getting supply as per "Rural Schedule"	-	-	-
(b) Supply at Single Point for Bulk Loads	-	-	-
(c) Other Metered Domestic Consumers	847.72	1,458.07	5.81
(d) Life Line Consumers	-	-	-
LMV-2: Non Domestic Light, Fan & Power	228.78	267.92	8.54
(a) Non-Domestic (Rural)	-	-	-
(b) Private Advertisements/Sign Boards/Glow Signs/Flex	-	-	-
(c) Non-Domestic (Urban Metered)	228.78	267.92	8.54
LMV-3: Public Lamps	42.20	60.77	6.94
LMV-4: Institutions	37.29	51.41	7.25

(रमेश कुमार)
मुख्य अभियन्ता (पा०)
क०स्को

Consumer Category	Assessment Revenue	Electricity Sales	Through Rate
(a) Public Institution	32.24	44.97	7.17
(b) Private Institution	5.05	6.43	7.86
LMV-5: Private Tube Wells	-	-	-
LMV 6: Small and Medium Power	311.21	440.87	7.06
LMV-7: Public Water Works	37.50	47.05	7.97
LMV-8: State Tube wells & Pumped Canals	-	-	-
LMV-9: Temporary Supply	-	-	-
LMV-10: Deptt. Empl. & Pensioners	5.28	16.66	3.17
HV-1: Non-Industrial Bulk Load	108.16	135.25	8.00
HV-2: Large & Heavy Power	321.36	429.11	7.49
HV-3: Railway Traction	-	-	-
HV-4: Lift Irrigation Works	-	-	-
Total	1,939.50	2,907.10	6.72

(रमेश कुमार)
मुख्य अभियन्ता (वा०)
केस्को

8. ARR FOR WHEELING & RETAIL SUPPLY BUSINESS

The Hon'ble Commission has issued Distribution Tariff Regulations, which require that the Distribution Licensee shall file Aggregate Revenue Requirement (ARR) complete in all respect along with requisite fees as prescribed by the Commission. The ARR Petition shall contain details of estimated expenditure and expected revenue that it may recover in the ensuing financial year at the prevailing rate of tariff. Further the Distribution Tariff Regulations require that ARR shall separately indicate Aggregate Revenue Requirement (ARR) for Wheeling & Retail Supply function embedded in the distribution function. Till such time complete segregation of accounts between Wheeling and Retail Supply Business takes place, ARR proposals for Wheeling and Retail Supply Business shall be prepared based on an allocation statement to the best judgment of the distribution licensee. The Hon'ble Commission in Distribution Tariff Regulations has broadly classified cost incurred by the licensee as controllable & uncontrollable costs. Uncontrollable cost include fuel cost, increase in cost due to changes in interest rate, increase of cost due to inflation, taxes & cess, variation of power purchase unit costs etc. The FY 2007-08 Tariff Order is the first Order issued by the Hon'ble Commission in accordance with the Distribution Tariff Regulations; in this Tariff Order, the Hon'ble Commission used allocation methodology for segregation of Wheeling & Retail Supply business function of ARR. The Petitioner has adopted the same methodology for deriving wheeling charges, as the complete segregation of accounts between Wheeling and Retail Supply business has not yet been completed.

COMPONENTS OF ANNUAL REVENUE REQUIREMENT

Distribution Tariff Regulations prescribe that annual expenditure of a distribution licensee comprises of the following components:

- a. Power Purchase Cost
- b. Transmission Charge
- c. Operation & Maintenance Expense (Employee Costs A&G Expenses & R&M Expenses)
- d. Depreciation
- e. Interest & Financing Costs
- f. Bad and Doubtful Debts
- g. Return on Equity
- h. Taxes on Income
- i. Other expense
- j. Contribution to Contingency Reserve

The Petitioner in the current petition is filing the ARR for FY 2015-16 for the kind approval by the Hon'ble Commission. In estimating the ARR, the main objective of the Petitioner is to reduce or at least contain the expenses to the extent possible thereby reducing the cost burden on the consumers. The Hon'ble Commission issued the true up order for FY 2011-12 and ARR & Tariff order for FY 2014-15 on 01st October, 2014 in which it adopted a normative approach towards

(रमेश कुमार)⁹⁸
मुख्य अभियन्ता (ता०)
केस्को

capital investment and other aspects. The current ARR Petition is being filed by the Petitioner in strict compliance with the Distribution Tariff Regulations and in line with the philosophies established by the Hon'ble Commission in its previous true-up and ARR orders.

The Petitioner is making concerted efforts to improve the quality of supply and customer service level. The Petitioner has made elaborate plan for capital investment. In spite of the Petitioner's effort to control expenses the total Revenue Requirement has risen mainly due to uncontrollable factor such as power purchase cost. The Petitioner would like to highlight that all the revenue realized has been utilized in making power purchase cost.

The detailed analysis & estimate of all the elements of ARR for FY 2015-16 have been presented in the subsequent sections with appropriate explanations. The cost elements of ARR have been estimated based on the provisional un-audited accounts of FY 2013-14 and expenses available till date for the FY 2014-15.

The Distribution Tariff Regulations suggest for formulation of an escalation index linked with appropriate indices/rates like Consumer Price Index (CPI) and Wholesale Price Index (WPI) as notified by Central Government for different years. As per the Distribution Tariff Regulations for determination of Operation & Maintenance expenses (which comprises of employee cost, administrative and general (A&G) expenses and repair and maintenance (R&M) expenses) for the years under consideration, the O&M expenses of the base year shall be escalated at inflation rates notified by the Central Government for different years. The inflation rate for above purpose shall be the weighted average of Wholesale Price Index and Consumer Price Index in the ratio of 60:40. Therefore it is imperative to first calculate an Escalation index based on the guidelines provided in the Distribution Tariff Regulations.

8.1 ESCALATION INDEX / INFLATION RATE

The Distribution Tariff Regulations issued by Hon'ble Commission provides that expenses of the base year shall be escalated at Inflation/Escalation rate notified by Central Government for different years. The inflation rate for this purpose shall be weighted average of Wholesale Price Index and Consumer Price Index in the ratio of 60:40. Therefore for the purpose of this ARR, the Petitioner has used this methodology in arriving at Escalation Index/Inflation Rate of 7.69% in FY 2014-15 and 4.10% in FY 2015-16. This Escalation / Inflation index has been used in estimation of various components of ARR. The calculation of Escalation/ Inflation Index is given in following table:

Inflation Rate=0.6*Inflation based on WPI + 0.4*Inflation based on CPI

(रमेश कुमार)
मुख्य अभियन्ता (वा०)
केस्को

Table 8-1: Escalation Index for FY 2015-16

Month	Wholesale Price Index		Consumer Price Index		Consolidated Index	
	FY 13	FY 14	FY 13	FY 14	FY 13	FY 14
April	164	171	205	226	180	193
May	164	171	206	228	181	194
June	165	173	208	231	182	196
July	166	176	212	235	184	199
August	167	179	214	237	186	202
September	169	181	215	238	187	204
October	169	181	217	241	188	205
November	169	182	218	243	188	206
December	169	180	219	239	189	203
January	170	179	221	237	191	202
February	170	180	223	238	191	203
March	171	180	224	239	192	204
Average	168	178	215	236	186.63	200.99
Hike over Sept 13					Calculation of Inflation Index (CPI-40%, WPI-60%)	
Weighted Average of Inflation						7.69%

WPI-<http://eaindustry.nic.in>CPI-<http://labourbureau.nic.in/intab.html>

Table 8-2: Escalation Index for FY 2015-16

Month	Wholesale Price Index			Consumer Price Index		
	FY 13	FY 14	FY 15	FY 13	FY 14	FY 15
April	164	171	181	205	226	242
May	164	171	182	206	228	244
June	165	173	183	208	231	246
July	166	176	185	212	235	252
August	167	179	186	214	237	253
September	169	181	185	215	238	253
October	169	181		217	241	
November	169	182		218	243	
December	169	180		219	239	
January	170	179		221	237	
February	170	180		223	238	
March	171	180		224	239	
Average	168	178	184	215	236	248

(रमेश कुमार)
मुख्य अभियन्ता (वा०)
केस्को

Hike over Sept 13		2.21%		6.30%
Weighted Average of Inflation				4.10%

WPI-<http://eaindustry.nic.in>CPI-<http://labourbureau.nic.in/intab.html>

8.2 POWER PURCHASE COSTS

The rationale for projecting the power purchase units and expenses for FY 2015-16 have been explained below:-

- The power purchase units are projected based on estimated T&D losses of 29.25% in FY 2015-16.
- KESCO is a 100% subsidiary of UPPCL and sources all its power purchases from UPPCL (through Dakshinanchal Vidyut Vitran Nigam Limited)
- The power purchase rates for FY 2015-16 have been traced from the ARR / Tariff filings of Dakshinanchal Vidyut Vitran Nigam Limited for FY 2015-16 filed before the Hon'ble Commission. The Power Purchase rates projected in the aforementioned petition by Dakshinanchal Vidyut Vitran Nigam Ltd is Rs. 4.34 per kWh in FY 2015-16.
- Further considering the supply constraints in the state, the Dakshinanchal Vidyut Vitran Nigam Ltd in its ARR/Tariff Petition for the FY 2015-16 has considered 3,963.63 MU as the energy which would be available for KESCO for power purchase.
- Thus considering the aforementioned rates and power purchase input, the power purchase cost of KESCO has been considered at Rs. 1,722.00 crore in FY 2015-16.

Power Purchase Cost of KESCO is summarized in table below for FY 2015-16

Table 8-3: Projected Power Purchase Costs for the Tariff Period

Particulars	Derivation	FY 2014-15
Energy Sales (MU)	A	2907.10
Distribution Loss (%)	B	26.66%
Distribution Loss (MU)	$C = A/(1-B)-A$	1,056.53
Power Purchase Required (MU)	$D=A+C$	3,963.63
Bulk Power Purchase Rate (Rs/kWh)	E	4.34
Power Purchase Cost (Rs Crore)	$F=D \times E/10$	1,722.00

8.3 TRANSMISSION CHARGES

The projections of transmission charges have been traced from the ARR/Tariff Petition filed by U.P. Power Transmission Corporation Ltd for the FY 2015-16 filed before the Hon'ble Commission.

In such Petition, U.P. Power Transmission Corporation Ltd has projected transmission charge rate of Rs. 0.196 per kWh for FY 2015-16. Considering the wheeled energy of 3,963.63 MU, it translates to Rs. 77.84 crores of transmission charges in FY 2015-16.

101
 (रमेश कुमार)
 मुख्य अभियन्ता (वा०)
 केस्को

Table 8-4: Projected Transmission Charges

Particulars		FY 2015-16
Energy Procured (MU)	A	3,963.63
Transmission Tariff (Rs/kWh)	B	0.196
Transmission Cost (Rs Crore)	$C=A \times B / 10$	77.84

8.4 OPERATION & MAINTENANCE EXPENSES

Operation & Maintenance expenses comprise of Employee costs, Administrative & General (A&G) Expenses and Repair & Maintenance (R&M) expenses. The Regulation 4.3 of the Distribution Tariff Regulations issued by the Hon'ble Commission stipulates:

"1- The O&M expenses comprise of employee cost, repairs & maintenance (R&M) cost and administrative & general (A&G) cost. The O&M expenses for the base year shall be calculated on the basis of historical/audited costs and past trend during the preceding five years. However, any abnormal variation during the preceding five years shall be excluded. For determination of the O&M expenses of the year under consideration, the O & M expenses of the base year shall be escalated at inflation rates notified by the Central Government for different years. The inflation rate for above purpose shall be the weighted average of Wholesale Price Index and Consumer Price Index in the ratio of 60:40. Base year, for these regulations means, the first year of tariff determination under these regulations

2- Where such data for the preceding five years is not available the Commission may fix O&M expenses for the base year as certain percentage of the capital cost.

3- Incremental O&M expenses for the ensuing financial year shall be 2.5% of capital addition during the current year. O&M charges for the ensuing financial year shall be sum of incremental O&M expenses so worked out and O&M charges of current year escalated on the basis of predetermined indices as indicated in regulation 4.3 (1)."

The Hon'ble Commission in its previous true-up orders had determined the O&M expenses for the base year and subsequently in the order dated 01st October in the matter of determination of ARR and Tariff for FY 2014-15, had allowed the O&M expenses strictly in line with the Distribution Tariff Regulations, considering escalation indices and O&M expenses on new assets. The pay revision expenses were considered separately and the base employee expenses were increased to account for the increase due to wage revision.

8.4.1 O&M EXPENSES ON ADDITION TO ASSETS DURING THE YEAR

In addition to the Employee expenses, A&G expenses and R&M expenses described in the succeeding section, the Distribution Tariff Regulations provide for incremental O&M expenses on

102
 (रमेश कुमार)
 मुख्य अभियन्ता (वा०)
 केस्को

addition to Gross Fixed Assets (GFA) during the year. Distribution Tariff Regulations stipulates that "Incremental O&M expenses for the ensuing financial year shall be 2.5% of capital addition during the current year. O&M expenses for the ensuing financial year shall be sum of incremental O&M expenses so worked out and O&M expenses of current year escalated on the basis of predetermined indices as indicated in regulation 4.3 (1)."

Considering the above the incremental O&M has been worked out in following table. The same are allocated across the individual elements of the O&M on the basis of contribution of each element in the gross O&M expenses excluding the incremental O&M expenses.

Table 8-5: Allocation of Incremental O&M expenses for FY 2015-16 (Rs Crore)

Incremental O&M Expenses @ 2.5% of capital additions during the (n-1)th year	FY 2014-15	FY 2015-16
Capitalized Assets in (n-1)th year	32.75	28.50
Incremental O&M Expenses	0.82	1.56
(a) Employee Costs	0.47	0.90
(b) A&G Expenses	0.19	0.36
(c) R&M Expenses	0.16	0.31

8.5 O&M EXPENSES FOR FY 2015-16

The Petitioner has computed the allowable O&M expenses up to FY 2012-13 in the foregoing sections. The allowable O&M expenses for FY 2015-16 have been claimed by escalating the component wise O&M expenses for FY 2012-13 by using the yearly inflation indices approved by the Hon'ble Commission up to FY 2014-15 in its Tariff Order dated 01st October, 2014 and at the rate of 4.10% for FY 2015-16 as computed in Section titled 'Escalation / Inflation Index' above.

Thus, the allowable O&M expenses for FY 2015-16 are depicted in the table below:

Table 8-6: Allowable O&M Expenses for FY 2015-16 (Rs Crore)

Particulars	FY 2013-14	FY 2014-15	FY 2015-16
Employee Expenses			
Gross Employee Costs and Provisions	119.76	124.67	119.76
Incremental Employee Expenses @ 2.5% of GFA additions of preceding year	0.47	0.90	0.47
Gross Employee Expenses	120.23	125.57	120.23
Employee expenses capitalized	18.03	18.84	18.03
Net Employee Expenses	102.20	106.73	102.20

103
(रमेश कुमार)
मुख्य अभियन्ता (वा०)
के०को

Particulars	FY 2013-14	FY 2014-15	FY 2015-16
A&G Expenses			
Gross A&G Expenses	47.73	49.68	47.73
Incremental Employee Expenses @ 2.5% of GFA additions of preceding year	0.16	0.31	0.16
Gross A&G Expenses	47.89	49.99	47.89
A&G expenses capitalized	7.18	7.50	7.18
Net A&G Expenses	40.71	42.49	40.71
R&M Expenses			
Repair & Maintenance Expenditure	41.18	42.86	41.18
Incremental Employee Expenses @ 2.5% of GFA additions of preceding year	0.19	0.36	0.19
Gross Repair & Maintenance Expenses	41.36	43.22	41.36
Total O&M Expenses Allowable as per Regulations	184.27	192.45	184.27

The Petitioner submits that increase in dearness pay may be higher than the escalation index determined as per the Distribution Tariff Regulations. It is humbly prayed that any variation in employee expenses due to increase in dearness pay, may be considered by the Hon'ble Commission, at the time of true-up for the relevant year, based on specific submissions by the Petitioner in this regard.

8.6 CAPITAL EXPENDITURE, CAPITAL FORMATION ASSUMPTION AND GROSS FIXED ASSET (GFA) BALANCES.

The details of the proposed capital investment for FY 2015-16 are provided in the table below:

Table 8-7: Capital Investment Plan for FY 2015-16 (Rs Crore)

Description	Qty	Capital Expenditure			
		Loans	Equity / Internal Accruals	Deposit Works	Total
Capacity Enhancement/Construction of 33/11 kV Sub-stations	2 Nos	0.28	0.12	0.00	0.40
Replacement of Damaged 33kV Breakers	5 Nos	0.09	0.04	0.00	0.12
Replacement of Damaged 11kV Incoming/Outgoing/Bus-Couplers with Breakers	10 Nos	0.12	0.05	0.00	0.18

(रमेश कुमार) 104
मुख्य अभियन्ता (सां.)
के.के.सी.

Description	Qty	Capital Expenditure			Total
		Loans	Equity / Internal Accruals	Deposit Works	
Installation of 250 KVA and 400 KVA transformers	13 - 400 KVA; 64 - 250 KVA	0.94	0.40	0.00	1.34
Capacity enhancement of distribution transformers from 250KVA to 400 KVA	34 Nos	0.31	0.13	0.00	0.45
Installation of Aerial Bunch Conductor	250 Kms	4.29	1.84	0.00	6.13
Replacement of Old Conductors	19 Kms	0.29	0.13	0.00	0.42
Replacement of Old Poles	770 Nos	0.31	0.13	0.00	0.44
Replacement of 33kV Line	11.45 kms	1.53	0.66	0.00	2.18
Construction of 33 KV Overhead Line	4 kms	0.29	0.13	0.00	0.42
Construction of 33 kV underground line	10 Kms	2.64	1.13	0.00	3.77
Construction of 11 kV Overhead line	17 kms	0.47	0.20	0.00	0.68
Replacement of 11Kv cables/underground cables	27.5 Kms	1.24	0.53	0.00	1.77
Plinth works and Fencing Works of Transformers	140 Nos	0.30	0.13	0.00	0.43
Guarding of 33kV and 11kV S/S	20 Kms	0.11	0.05	0.00	0.15
Replacement & Installation of Meters	42000 Nos	1.50	0.64	0.00	2.15
Installation of 3 phase meters	3500 Nos	0.50	0.22	0.00	0.72
Checking of Meters	50000 Nos	0.50	0.21	0	0.72
Double Metering of Consumers	0	-	-	0	-
(a) LT Meters	1000 Nos	0.50	0.21	0	0.72
(b) HT Meters	171 Nos	0.36	0.15	0	0.52
Purchase and Installation of L.P.R	1500 Nos	0.10	0.04	0	0.14
Investment on the new Online Billing Centers	5 Nos	0.10	0.04	0	0.14
System Improvement	NA	0.82	0.35	0	1.18
Deposit Works	NA	0	0	4.44	4.44
Total	0	17.61	7.55	4.44	29.59

The projected capital expenditure is proposed to be funded in a debt equity mix of 70:30 which is also in line with the Distribution Tariff Regulations and established philosophy of the Hon'ble Commission.

The assumptions used for projecting GFA and CWIP are as follows:

(रमेश कुमार)
मुख्य अभियन्ता (वा०)
केस्को

The projected capital expenditure is proposed to be funded in a debt equity mix of 70:30 which is also in line with the Distribution Tariff Regulations and established philosophy of the Hon'ble Commission.

The assumptions used for projecting GFA and CWIP are as follows:

- The opening GFA and CWIP for FY 2014-15 have been taken as per the closing figures from provisional annual accounts of FY 2013-14.
- 40% the opening CWIP and 40% of investment made during the year, expenses capitalized & interest capitalized (40% of total investment) has been assumed to get capitalized during the year.
- Investment through "deposit work "has been taken for capital formation. However depreciation thereon has not been charged to the ARR in line with the policy adopted by Hon'ble Commission in its last Tariff Orders.
- The capital investment for FY 2014-15 has been pegged at Rs. 1,782.70 crore out of which works through deposit works have been envisaged at Rs. 267.40 crore.
- The Petitioner envisages a capital investment of Rs. 2,248.97 crore in FY 2015-16 out of which works through deposit works have been envisaged at Rs. 337.35 crore.
- The capital investment plan (net of deposit works) has been projected to be funded in the ratio of 70:30 (debt to equity).

Considering the aforementioned submissions, the capital formation and capital work in progress for FY 2014-15 and 2015-16 are presented below:

Table 8-8: Capitalization and WIP of Investment during FY 2014-15 and 2015-16 (Rs Crore)

Particulars	Derivation	FY 2014-15 Revised Estimates	FY 2015-16 ARR
Opening WIP as on 1st April	A	24.87	42.75
Investments	B	21.15	29.59
Employee Expenses Capitalisation	C	18.03	18.84
A&G Expenses Capitalisation	D	7.18	7.50
Interest Capitalisation on Interest on long term loans	E	0.00	0.00
Total Investments	F= A+B+C+D+E	71.24	98.67
Transferred to GFA (Total Capitalisation)	G=F*40%	28.50	39.47
Closing WIP	H= F-G	42.75	59.20

- Notes:** (1) Opening Balances as per provisional figures of FY 2013-14.
(2) Capitalized expenses are from Emp. cost & A&G cost Tables

(रमेश कुमार)
मुख्य अभियन्ता (वा.२)
केंद्र

- (3) Transfer from WIP to GFA=40% of beginning WIP + 40% of total investment, capitalized Interest, Capitalized employee cost, capitalized A&G expenses.

Table 8-9: Gross Fixed Assets for FY 2014-15 & FY 2015-16

(All figures in Rs Crore)

Particulars		FY 2014-15 Revised Estimates	FY 2015-16 ARR
Opening GFA	A	616.02	644.52
Additional to GFA during the year	B	28.50	39.43
Closing GFA	C=A+B	644.52	683.95

8.7 FINANCING OF THE CAPITAL INVESTMENT

The Petitioner has considered a normative gearing of 70:30. Considering this approach, 70% of the capital expenditure undertaken in any year has been considered to be financed through loan and balance 30% has been considered to be financed through equity contributions. The portion of capital expenditure financed through consumer contribution, capital subsidies and grants has been separated as the depreciation and interest thereon would not be charged to the beneficiaries.

The amounts received as consumer contributions, capital subsidies and grants are traced from the provisional accounts for FY 2013-14. Further, the consumer contributions, capital subsidies and grants for FY 2014-15 and 2015-16 have been considered to be in the same ratio to the total investments, as received by it in FY 2013-14.

The table below summarizes the amounts considered towards consumer contributions, capital grants and subsidies from FY 2013-14 to 2015-16:

Table 8-10: Consumer Contribution, Capital Grants & Subsidies up to 2015-16 (Rs Crore)

Particulars	2013-14	2014-15	2015-16
Opening Balance of Consumer Contributions, Grants and Subsidies towards Cost of Capital Assets	215.53	150.59	135.72
Additions during the year	11.19	3.17	4.44
Less: Amortisation	76.12	18.04	19.02
Closing Balance	150.59	135.72	121.15

(रमेश कुमार)
मुख्य अभियन्ता (ता०)
के.एस.के.

Table 8-11: Financing of the Capital Investment up to FY 2015-16 (Rs Crore)

Particulars	Derivation	2013-14	2014-15	2015-16
Investment	A	12.45	21.15	29.59
Less:		-		
Consumer Contribution	B	11.19	3.17	4.44
Investment funded by debt and equity	C=A-B	1.26	17.98	25.15
Debt Funded	70%	0.88	12.59	17.61
Equity Funded	30%	0.38	5.39	7.55

Thus, the Petitioner submits that out of the capital investment of Rs. 29.59 crore in FY 2015-16, the capital investment through deposit works would be to the tune of Rs. 4.44 crore. Balance Rs. 25.15 crore has been considered to be funded through debt and equity. Considering a debt equity ratio of 70:30, Rs. 17.61 crore or 70% of the capital investment is proposed to be funded through debt and balance 30% equivalent to Rs. 7.55 crore through equity.

8.8 DEPRECIATION EXPENSE

Regulation 4.9 of the Distribution Tariff Regulations provide for the basis of charging depreciation. The relevant excerpt is reproduced below:

"4.9 Depreciation:

1. For the purposes of tariff, depreciation shall be computed in the following manner, namely:
 - a. The value base for the purpose of depreciation shall be the historical cost as provided in the Fixed Assets Register, excluding consumer contribution or capital subsidy/grant utilized for capitalization of the assets.....
5. Depreciation shall be chargeable from the first year of operation. In case of operation of the asset for part of the year, depreciation shall be charged on pro-rata basis."

Thus the Distribution Tariff Regulations provide for allowing -

- full year depreciation on the opening balance of GFA
- pro-rata depreciation on the additions made to the GFA balance during the relevant financial year

For the purpose of computing the allowable depreciation, the Petitioner has considered the GFA base as per audited accounts for FY 2012-13 and have subsequently added the yearly capitalizations for FY 2013-14, 2014-15 and 2015-16 considered in the foregoing sections. The Petitioner has computed the depreciation only on the depreciable asset base and has excluded the non-depreciable assets such as land, land rights, etc.

(रमेश कुमार)
मुख्य अभियन्ता (दा०)
केस्को

Further, Annexure B to the Distribution Tariff Regulations provides the depreciation rate to be charged on each class of asset. Accordingly, the Petitioner has computed depreciation at a weighted average rate of 7.84%.

Considering this philosophy, the gross entitlement towards depreciation has been computed to be Rs. 52.08 crore in FY 2015-16 as depicted in the table below:

Table 8-12: Gross Allowable Depreciation for FY 2015-16 (Rs Crore)

Particulars	Opening GFA	Additions to GFA	Deductions to GFA	Closing GFA	Depreciation Rates considered	Allowable Depreciation
Buildings						
a.Residential Colonies	10.72	0.66		11.37	7.84%	0.87
b.Office Building	1.76	0.11		1.87	7.84%	0.14
c.Building Containg at Sub-stations	18.23	1.12		19.35	7.84%	1.47
Plants & Machinery	-	-		-	7.84%	-
a.Plant & Machinery	180.67	11.05		191.72	7.84%	14.60
b.Lines, Cables, Networks etc.	414.54	25.36		439.90	7.84%	33.49
c.Office Equipments	6.75	0.41		7.16	7.84%	0.55
d.Computers	6.86	0.42		7.28	7.84%	0.55
Furniture & Fixtures	1.38	0.08		1.47	7.84%	0.11
Vehicles	3.61	0.22		3.83	7.84%	0.29
Grand Total	644.52	39.43	-	683.95	0.78	52.08

The Petitioner has projected the depreciation on assets created out of consumer contributions, capital grants and subsidies for FY 2013-14 and 2014-15 in the same ratio as per provisional accounts of FY 2013-14. The Petitioner has reduced the equivalent depreciation amounting to Rs. 18.04 crore and Rs. 19.02 crore in FY 2014-15 and 2015-16 respectively in respect of depreciation on assets created out of consumer contributions, capital grants and subsidies.

Thus, the allowable depreciation for FY 2015-16 has been depicted in the table below:

Table 8-13: Net Allowable Depreciation for FY 2015-16 (Rs Crore)

Particulars	FY 2014-15	FY 2015-16
Gross Allowable Depreciation	49.41	52.08
Less: Equivalent amount of depreciation on assets acquired out of the Consumer Contribution and GoUP Subsidy	18.04	19.02

(रमेश कुमार)
मुख्य अभियन्ता (वा०)
केस्को

Net Allowable Depreciation	31.37	33.06
----------------------------	-------	-------

8.9 INTEREST ON LONG TERM LOANS

It is reiterated that the Petitioner has considered a normative tariff approach with a gearing of 70:30. In this approach, 70% of the capital expenditure undertaken in any year has been considered to be financed through loan and balance 30% has been considered to be funded through equity contributions. The portion of capital expenditure financed through consumer contributions, capital subsidies and grants has been separated as the depreciation and interest thereon has not been charged to the beneficiaries.

Allowable depreciation for the year has been considered as normative loan repayment. The weighted average rate of interest of overall long term loan portfolio for FY 2013-14 has been considered for FY 2014-15 and 2015-16, as it seems to be fair and equitable. The interest capitalization has been considered at a rate of 23% which is consistent with the rate considered by the Hon'ble Commission in previous tariff orders.

The computations for interest on long term loan are depicted below:

Table 8-14: Allowable Interest on Long Term Loans for FY 2015-16 (Rs Crore)

Particulars	2014-15	2015-16
Opening Loan	-	-
Loan Additions (70% of Investments)	12.59	17.61
Less: Repayments (Depreciation allowable for the year)	12.59	17.61
Closing Loan Balance	-	-
Weighted Average Rate of Interest	12.86%	12.86%
Interest on long term loan	-	-
Interest Capitalisation Rate	23.00%	23.00%
Less: Interest Capitalized	-	-
Net Interest Charged	-	-

8.10 FINANCE CHARGES

The Petitioner has projected finance charges towards expenses such as guarantee fees and bank charges to the tune of Rs. 0.001 crore and Rs. 0.001 crore in FY 2014-15 and 2015-16 respectively. The same have been computed by extrapolating the actual guarantee fees and bank charges incurred in FY 2013-14 as per provisional accounts by using the Inflation Index. Further, the

(रमेश कुमार)
मुख्य अभियन्ता (क०)
केस्को

Petitioner humbly prays that it may be allowed to claim discount to consumers on actuals during truing up based on audited accounts.

8.11 INTEREST ON CONSUMER SECURITY DEPOSITS

In terms of the Regulation 4.8(3) of the Distribution Tariff Regulation, the Licensee has to pay interest to the consumers at bank rate or more on the consumer security deposit. Further, section 47(4) of the Electricity Act 2003, states that *"the distribution licensee shall pay interest equivalent to the bank rate or more, as may be specified by the concerned state Commission, on the security referred to in sub-section (1) and refund such security on the request of the person who gave such security"*

Accordingly the interest to consumers on the security deposits has been computed on the Opening Balance of the Security Deposits at the beginning of the year at the bank rate of 9.00% for FY 2014-15 and 9.00% for FY 2015-16. However, the same shall be trued up based on audited accounts. The opening balances of security deposits have been considered as per closing figures of provisional accounts for FY 2013-14 and additions during the year for FY 2014-15 and 2015-16 are estimated in line with the projected load growth.

Table 8-15: Interest on Consumer Security Deposits (Rs Crore)

Particulars	FY 2014-15	FY 2015-16
Opening Balance for Security Deposit	104.45	109.23
Additions during the year	4.77	4.87
Closing Balance for Security Deposit	109.23	114.23
Rate of Interest	9.00%	9.00%
Interest Paid / Payable on Security Deposits	9.62	10.05

8.12 INTEREST ON WORKING CAPITAL

The Distribution Tariff Regulations provides for normative interest on working Capital based on the methodology outlined in the Regulations. The Petitioner is eligible for interest on working capital worked out on methodology specified in the Regulations as provided below:

- Operation and Maintenance expenses, which includes Employee costs, R&M expenses and A&G expenses, for one month;
- One-twelfth of the sum of the book value of stores, materials and supplies at the end of each month of current financial year;
- Receivables equivalent to 60 days average billing of consumers less security deposits by the beneficiaries

(रमेश कुमार)
मुख्य अभियन्ता (वा०)
केस्को

In accordance with the Distribution Tariff Regulations, the interest on the working capital requirement would be the Bank rate as specified by the Reserve Bank of India as on 1st April of the relevant year plus a margin as decided by the Hon'ble Commission. The Petitioner for this Petition has considered the interest rate on working capital requirement at 12.50% including margin. The actual rate of interest would be considered based on the audited accounts during the true-up process for the year in accordance the Distribution Tariff Regulations.

The Petitioner has, in accordance with the above mentioned Distribution Tariff Regulations, considered the interest on working capital which is shown in the table below:

Table 8-16: Allowable Interest on Working Capital (Rs Crore)

Particulars	FY 2014-15	FY 2015-16
	Revised Estimates	ARR
One month's O & M Expenses	17.46	18.23
One-twelfth of the sum of the book value of stores, materials and supplies at the end of each month of such financial year	0.15	0.21
Receivables equivalent to 60 days average billing of Beneficiaries	318.82	318.82
Gross Total	336.43	337.26
Security Deposits by the beneficiaries (if any)	109.23	114.10
Net Working Capital	227.20	223.16
Rate of Interest for Working Capital	12.50%	12.50%
Interest on Working Capital	28.40	27.90

8.13 SUMMARY OF INTEREST AND FINANCE CHARGES

The allowable interest and finance charges are thus summarized in the table below:

Table 8-17: Interest and Finance Charges for FY 2015-16 (Rs. Crore)

Particulars	FY 2014-15 (Revised Estimates)	FY 2015-16 (ARR)
Interest on Long term Loans	-	-
Interest on Working Capital Loans	28.40	27.90
Sub Total	28.40	27.90
Interest on Consumer Security Deposits	9.62	10.05
Bank Charges	0.00	0.00
Discount to Consumers		

(रमेश कुमार)
मुख्य अभियंता (वा०)
केस्को

Particulars	FY 2014-15 (Revised Estimates)	FY 2015-16 (ARR)
Sub Total	9.62	10.05
Gross Total Interest & Finance Charges	38.02	37.95
Less: Capitalization of interest on Long term Loans	-	-
Interest Capitalization Rate (%)	-	-
Net Interest & Finance Charges	38.02	37.95

8.14 PROVISION FOR BAD AND DOUBTFUL DEBTS

Provisions have been made for bad and doubtful debts at 2% of revenue receivables in line with the Regulation 4.4 of the UPERC (Terms and Conditions for Determination of Distribution Tariff) Regulations, 2006 issued on October 6, 2006. In the last Tariff Order the Hon'ble Commission had disallowed the Petitioner's claim for Provision for Bad and Doubtful Debts due to the absence of any clear-cut policy. It is further submitted that provision for bad & doubtful debts are accepted accounting principle even in sector like Banking where the provisioning of un-collectable dues are considered as a normal commercial practice.

Despite the Hon'ble Commission's views on this component of ARR, it is humbly prayed that the annual provisioning towards bad and doubtful debts may be allowed to the Petitioner as it is an accepted industry norm and also recognized by other State Electricity Regulatory Commissions. The amount, if any, written off towards bad debts is only adjusted against the accumulated provisions in the books, irrespective of the actual amount of bad debts during any particular year. Therefore the Petitioner maintains that this is a legitimate ARR component. As such the Petitioner has made provisions for bad debts for FY 2014-15 and 2015-16 in line with the provisions stipulated in the Distribution Tariff Regulations. The Provision for Bad and Doubtful Debts for 2014-15 along with projections for the financial year 2015-16 are summarized in the table below:

Table 8-18: Provision for Bad and Doubtful Debts (Rs Crore)

Particulars	FY 2014-15	FY 2015-16
Revenue Receivable	1,807.44	1,939.50
Percentage of Debt allowed	2.00%	2.00%
Provision for Bad Debts	36.15	38.79

8.15 OTHER INCOME

Other income includes non tariff income such as interest on loans and advances to employees, income from fixed rate investment deposits, interest on loans and advances to licensees and other miscellaneous income from retail sources. Summary of other income is given below beginning

(रमेश कुमार)
मुख्य अभियन्ता (वा०)
केस्को

with figure from provisional estimates of FY 2013-14. The amount for FY 2014-15 and 2015-16 has been projected to grow at the rate of inflation index from the actuals of FY 2013-14.

Table 8-19: Other Income (Rs Crore)

Particulars	FY 2013-14	FY 2014-15	FY 2015-16
Total	51.96	55.96	58.26

8.16 REASONABLE RETURN / RETURN ON EQUITY

The Regulation 4.10 of Distribution Tariff Regulations 2006 provides for RoE @16% on equity base. The relevant extract of the regulations are as under:

1. *Return on equity shall be allowed @16%, on the equity base determined in accordance with regulation 4.7. However, the Commission may reduce/raise the rate of return subject to performance of the distribution licensee vis-à-vis performance benchmarks set by the Commission.*
2. *Equity invested in foreign currency shall be allowed a return up to the prescribed limit in the same currency and the payment on this account shall be made in Indian Rupees based on the prevailing exchange rate.*
3. *The premium raised by the distribution licensee while issuing share capital and investment of internal resources created out of free reserves, if any, for the funding of the project, shall also be reckoned as paid up capital for the purpose of computing return on equity, provided such share capital, premium amount and internal resources are actually utilized for meeting the capital expenditure of the distribution system and forms part of the approved financial package.*
4. *Return on equity shall be chargeable from the first year of operation. In case of infusion of equity during the year, return on equity shall be charged on pro-rata basis.*

Under the provisions of the Distribution Tariff Regulations licensees are permitted a return on equity @ 16% which is worked out as under:-

- For equity base calculation debt equity ratio shall be 70:30.
- Where equity employed is more than 30%, the amount of equity for the purpose of tariff shall be limited to 30%.
- Equity amount more than 30% shall be considered as loan.
- Provided that in case that actual equity employed is less than 30%, actual debt and equity shall be considered for determination of tariff.

(रमेश कुमार)
मुख्य अभियन्ता (वा०)
केस्को

The Petitioner submits that there is huge under recovery in the distribution segment. Any claim towards return on equity would further increase the gap and put extra burdens on the consumers. Thus the Petitioner does not seek any return on equity.

8.17 CONTRIBUTION TO CONTINGENCY RESERVE

The Distribution Tariff Regulations provides for contribution to the contingency reserves upto 0.5% of opening GFA to be included in the ARR of a distribution licensee. The contingency reserve so created shall be utilized to meet cost of replacement of equipment damaged due to force majeure situations. Distribution Tariff Regulations require that such Contingency Reserve shall be invested in Government securities. However, the use of such reserve is only with the prior permission of the Hon'ble Commission.

The Petitioner submits that as there is a big revenue gap between ARR and revenue forecast ,as such this component will only enhance the Gap and create extra burden on the consumers so for the present ARR, the Petitioner is not claiming any allowance under Reserve for Contingency Reserve.

8.18 APPORTIONMENT OF O&M EXPENSES AND INTEREST & FINANCE CHARGES OF UPPCL

The Hon'ble Commission in the FY 2012-13 tariff order had directed the distribution companies to consider the apportionment of the O&M expenses of UPPCL and submit the share of each discom. Accordingly, the O&M expenses of UPPCL for FY 2012-13 as per provisional accounts have been considered as base expenses and the same have been escalated in FY 2013-14 and 2014-15 based on the escalation indices for each year.

Considering the above, the same have also been apportioned to all the discoms including the Petitioner in the power purchase ratio for each relevant year. The share of apportionment of O&M charges of UPPCL for FY 2013-14 is Rs. 38.90 crore and Rs. 42.04 crore for FY 2014-15. Accordingly the same have been considered as part of ARR to be recovered from retail consumers.

It is also pertinent to mention that the UPPCL resorts to short term borrowings on behalf of distribution companies to meet the power purchase liabilities of discoms. It incurs interest expenses on behalf of such working capital loans. Also it incurs expenditure towards LC and OD charges incidental to power purchase expenses. It is humbly prayed that the Hon'ble Commission may consider these expenses and allow UPPCL to claim such expenses from the Petitioner and other distribution companies through an internal adjustment without any impact on the ARR of the Petitioner.

9/

(रमेश कुमार)
मुख्य अभियन्ता (वा.प.)
के.के.के.

8.19 ARR SUMMARY

The Consolidated Retail & Wheeling Business of ARR along with revenue gap for FY 2014-15 at current tariff is summarized in the table below.

Table 8-20: Annual Revenue Requirement for FY 2015-16 (Rs Crore)

Particulars	FY 2013-14	FY 2014-15	FY 2015-16
	Provisional Accounts	Revised Estimates	ARR
Power Purchase Expenses	1,393.32	1,566.91	1,722.00
Allocation of UPPCL O&M Expenses	7.22	6.90	6.79
Transmission Charges	47.98	66.64	77.84
Employee Expenses	103.42	120.23	125.57
Repair and Maintenance Expenses	45.60	41.36	43.22
A&G Expenses	49.94	47.89	49.99
Gross Interest on Long Term Loans	294.34	-	-
Interest to Consumer	8.10	9.62	10.05
Finance Charges	0.00	0.00	0.00
Interest on Working Capital	-	25.69	27.90
Depreciation	17.76	31.37	33.06
Prior Period Expenses	4.12	-	-
Provision for Bad and Doubtful Debts	11.38	36.15	38.79
Gross Expenditure	1,983.19	1,952.76	2,135.20
Less: Employee Capitalisation	1.07	18.03	18.84
Less: A&G Capitalisation	0.02	7.18	7.50
Less: Interest Capitalisation	-	-	-
Total Capitalisation	1.09	25.22	26.33
Net Expenditure	1,982.11	1,927.54	2,108.87
Add: Return on Equity	-	-	-
Less: Non-tariff Incomes	51.96	55.96	58.26
Add: Efficiency Gains	-	-	-
Annual Revenue Requirement	1,930.14	1,871.58	2,050.61
Revenue From Existing Tariff	1,545.24	1,807.44	1,939.50
Remaining Gap	384.90	64.14	111.11

8.20 RETAIL AND WHEELING BUSINESS ARR SUMMARY

Clause 2.1(2) & (3) of the Distribution Tariff Regulations provide that ARR/Tariff filing by the Distribution Licensee shall separately indicate Aggregate Revenue Requirement (ARR) for Wheeling function and Retail Supply function embedded in the distribution function. Till such time

116
 (रमेश कुमार)
 मुख्य अभियन्ता (वा०)
 केस्को

complete segregation of accounts between Wheeling and Retail Supply Business takes place, ARR proposals for Wheeling and Retail Supply Business shall be prepared based on an allocation statement to the best judgment of the distribution licensee.

The Petitioner humbly submits that complete segregation of account between wheeling and retail supply has still not taken place, therefore the Petitioner has adopted the basis of allocation of the expenses in line with the methodology used by the Hon'ble Commission in its last Tariff Order.

Allocations of Consolidated ARR into wheeling & retail supply for FY 2015-16 have been estimated into following table:

Table 8-21: Wheeling and Retail Supply – ARR FY 2015-16 (Rs Crore)

Particulars (Rs Crore)	Allocation %		Allocation FY 2015-16		
	Wheeling	Supply	Wheeling	Supply	Total
Power Purchase Expenses	0%	100%	-	1,722.00	1,722.00
Transmission Charges	0%	100%	-	77.84	77.84
Employee Cost	60%	40%	75.34	50.23	125.57
A&G Expenses	40%	60%	20.00	30.00	49.99
R&M Expenses	90%	10%	38.90	4.32	43.22
Interest Charges	90%	10%	34.15	3.79	37.95
Depreciation	90%	10%	29.75	3.31	33.06
Apportionment of O&M Expenses & Interest & Finance Charges of UPPCL	0%	100%	-	6.79	6.79
Gross Expenditure			198.14	1,898.27	2,096.41
Expenses Capitalization					-
<i>Employee Cost Capitalized</i>	60%	40%	11.30	7.53	18.84
<i>Interest Capitalized</i>	90%	10%	-	-	-
<i>A&G Expenses Capitalized</i>	40%	60%	3.00	4.50	7.50
Net Expenditure			183.84	1,886.23	2,070.08
Special Appropriation					-
Provision for Bad & Doubtful Debts	0%	100%	-	38.79	38.79
Provision for Contingency Reserve	0%	100%			-
Total Net Expenditure with Provision			183.84	1,925.02	2,108.87
Add: Reasonable Return / Return on Equity	90%	10%			-
Less: Non Tariff Income	0%	100%	-	58.26	58.26
					-
Annual Revenue Requirement (ARR)			183.84	1,866.77	2,050.61


(रमेश कुमार)¹¹⁷
मुख्य अभियन्ता (वा०)
केस्को

8.21 WHEELING CHARGES FROM OPEN ACCESS CONSUMERS

Clause 2.1(2) & (3) of the Distribution Tariff Regulations provide that ARR/Tariff filing by the Distribution Licensee shall separately indicate Aggregate Revenue Requirement (ARR) for Wheeling function and Retail Supply function embedded in the distribution function. Till such time complete segregation of accounts between Wheeling and Retail Supply Business takes place ARR proposals for Wheeling and Retail Supply Business shall be prepared based on an allocation statement to the best judgment of the distribution licensee. The wheeling charge has been computed on overall consolidated discom basis keeping in line with the consistent philosophy of the Hon'ble Commission in past Tariff Orders.

Table 8-22: Wheeling Charges for FY 2015-16

Particulars	KESCO
Net Distribution Wheeling Function ARR	183.84
Retail sales by Discom	2,907.10
Wheeling Charge	0.63


(सोहन कुमार)
मुख्य अभियंता (वित्त)
के.एस.पी.सी.

9. TREATMENT OF REVENUE GAP

The Petitioner would like to humbly submit that the Hon'ble Commission approves tariff which is uniform throughout the state. As a consequence, the Petitioner cannot apply for tariff rationalization in its supply area by separately filing for revision of tariff. The Tariff Order for the FY 2014-15 was issued on 1st October, 2014 and the revised retail tariff was implemented after due notification. The Petitioner has evaluated a revenue gap of Rs. 111.11 crore in the ensuing year.

Outlined below is the Revenue Gap for the financial year 2015-16 based on current tariff:

Table 9-1: Meeting the Gap for FY 2015-16 (Rs Crore)

Particulars (Rs Crore)	FY 2014-15
Annual Revenue Requirement	2,050.61
Less: Revenue from Existing Tariff	1,939.50
Revenue Gap for FY 2015-16	111.11

In addition to the above, the revenue gap as per true up petition filed for FY 2012-13 is to the tune of Rs. 409.88 crore. Thus, the total revenue gap which needs to be recovered by the Petitioner from its consumers is to the tune of Rs. 520.99 crore as shown in the table below:

Table 9-2: Total Revenue Gap to be dealt with (Rs Crore)

Particulars	KESCO
Revenue Gap as per True up Petition for 2012-13	409.88
Revenue Gap as per ARR for FY 2014-15	111.11
Total	520.99


Once the decision on the retail tariff revision is taken by all state distribution companies together, given the requirement of uniform tariffs across the state, the Petitioner would, through an additional submission, ratify the applicability of the same rate schedule and would submit the estimates in respect of revenue at proposed tariffs and gap thereafter, if any. However, it is understood that given the significant amount of revenue gap, the whole impact may not be able to be passed through a revision in retail tariffs, as it may lead to massive tariff shock.

(रमेश कुमार)
मुख्य अभियन्ता (वा०)
केस्को

10. PRAYERS

The petitioner humbly prays that the Hon'ble Commission may be pleased to:

- Admit the accompanying Annual Revenue Requirement for FY 2015-16 and True up Petition for FY 2012-13.
- Approve the Annual Revenue Requirement for FY 2015-16 and True up for FY 2012-13.
- Allow the Petitioner to procure power through bilateral contracts/exchanges/short term contracts to maintain the desired schedule of supply in the state in case the power procurement from long term sources falls short of levels envisaged and accordingly allow the Petitioner to claim FPPCA on such purchases and allow the variations in final trueing up if any balance adjustment remains
- Allow the Petitioner an internal adjustment on account of the power purchase expense and apportionment of the O&M expenses and interest and finance charges incurred by UPPCL (being the Tradeco and holding company of the state distribution companies including the Petitioner) at the year-end, such that full cost recovery is allowed to UPPCL without imposing any impact on the ARR approved by the Hon'ble Commission.
- In the interim till the contracted capacities are finalized, it is humbly prayed that an internal adjustment bill may be allowed to be raised within the subsidiary companies at the year-end so that the transmission utility recovers only its costs and no unjust enrichment is allowed to it, on account of postage stamp tariff method based billing.
- Allow the Petitioner to claim dearness allowance on actual expenditure basis, in case the increase in rate of dearness allowance, announced by the GoUP exceeds the escalation index for the relevant year, as it is an uncontrollable cost.
- Allow the Petitioner to claim discount to consumers at actuals, based on audited accounts at the time of true up for FY 2015-16.
- Allow the Petitioner to modify the basis and allocation of revenue subsidy among subsidiary distribution companies based on the decision by the GoUP.
- Allow the petitioner to add/change / alter / modify this application at a future date.
- Issue any other relief order or direction which the Hon'ble Commission may deem fit.


(रमेश कुमार)
मुख्य अभियन्ता (वा०)
केस्को

Annexure-1


Tariff Filing Formats as prescribed by Distribution Tariff Regulations

NAME OF DISTRIBUTION LICENSEE: KANPUR ELECTRICITY COMPANY LTD
FORMATS FOR ARR & TARIFF FILING BY DISTRIBUTION LICENSEES

Summary Formats			
1	Sheet	S1	Profit & Loss Account
2	Sheet	S2	Balance Sheet
3	Sheet	S3	Cash flow statement
4	Sheet	S4	Annual Revenue Requirement
5	Sheet	S5	Information about equity and loan
6	Sheet	S6	Information about Working Capital
7	Sheet	S7	Reasonable Return
8	Sheet	S8	Energy Balance
9	Sheet	S9	Truing Up of past account
Financial Formats			
10	Sheet	F1 (a1)	Projected Consumer Numbers, Connected Load & Total Sale :FY 2013-14
11	Sheet	F1 (a2)	Projected Consumer Numbers, Connected Load & Total Sale :FY 2014-15
12	Sheet	F1 (a3)	Projected Consumer Numbers, Connected Load & Total Sale :FY 2015-16
13	Sheet	F2	Revenue Grants & subsidies
14	Sheet	F3	Other income
15	Sheet	F4	Summary of Own Generation & Power Purchase
16	Sheet	F4a	Power purchase Details
17	Sheet	F4b	Intra State Transmission (TRANSCO) Charges
18	Sheet	F5	R&M Expenses
19	Sheet	F6a	Employees' Cost & Provisions
20	Sheet	F7	Administration & General Expenses
21	Sheet	F8	Statement of Fixed Assets and Depreciation
22	Sheet	F9	Interest & Finance charges
23	Sheet	F9a	Domestic loans,bonds and financial leasing
24	Sheet	F10	Details of Expenses Capitalised
25	Sheet	F11	Other Debits
26	Sheet	F12	Statement of Sundry Debtors & provision for bad & doubtful debtors
27	Sheet	F13	Extraordinary Items
28	Sheet	F14	Net Prior Period Expenses/Income
29	Sheet	F15	Contribution Grants & subsidies towards Capital assets
30	Sheet	F17	Statements of assets not in use
31	Sheet	F18	Investments
32	Sheet	F19	Current Assets and Liabilities
33	Sheet	Additional Form	Capital Investment Plan for FY 2014-15 & FY 2015-16
34	Sheet	Additional Form	Capital Formation During FY 2013-14 to FY 2015-16
35	Sheet	T3	Revenue Assesment,Sales & Through Rate :FY 2014-15
36	Sheet	T4	Revenue Assesment,Sales & Through Rate :FY 2015-16
Performance Formats			
37	Sheet	P1	Agewise Analysis of Revenue Arrears
38	Sheet	P1a	Agewise Analysis of Revenue Arrears of Government
39	Sheet	P2	Distribution Losses in LT and HT System
44	Sheet	P4	Voltage Profile
45	Sheet	P5	Technical Parameters
46	Sheet	P6	Abstract of outages due to tripping in HT feeders
47	Sheet	P7	Failure of Transformers
48	Sheet	P8	Billing Periodicity
50	Sheet	P10	Peak Demand
51	Sheet	P11	Management and operation related ratios
52	Sheet	P12	Debt Restructuring

(रमेश कुमार)
मुख्य अभियन्ता (वा०)
केस्को

Name of Distribution Licensee: Kanpur Electricity Supply Company Ltd.						Form SI
Profit & Loss Account						
S.No	Particulars	FY 2012-13	FY 2012-13	FY 2013-14	FY 2014-15	FY 2015-16
		Audited	True-Up	Provisional Accounts	Revised Estimates	ARR
A	Revenue					
1	Revenue from sale of power	1145.72	1145.72	1545.24	1807.44	1939.50
2	Other Non-tariff income	5.56	5.56	51.96	55.96	58.26
3	Revenue subsidies & grants	0.00	0.00	0.00	0.00	0.00
4	Revenue from Bulk Sales to Torrent Power Ltd	0.00	0.00	0.00	0.00	0.00
	Total Revenue or Income	1151.28	1151.28	1597.21	1863.40	1997.76
B	Expenditure*					
1	Purchase of Power from own and State Generating Stations	1133.57	1259.91	1393.32	1566.91	1722.00
2	Purchase of Power from Other Sources					
3	Intra-State Transmission Charges	54.64	55.42	47.98	66.64	77.84
4	Repairs and Maintenance	35.16	35.16	45.60	41.36	43.22
5	Employee costs	102.26	102.26	103.42	120.23	125.57
6	Administration and General expenses	40.75	40.75	49.94	47.89	49.99
7	Net prior period credit charges	(21.11)	0.00	4.12	0.00	0.00
8	Other Debits, Write-offs	140.06	22.91	11.38	36.15	38.79
9	Extraordinary items (specify items)	0.00	0.00	0.00	0.00	0.00
10	Reasonable Return	0.00	0.00	0.00	0.00	0.00
11	Less: Expenses Capitalized	(1.23)	(1.23)	(1.09)	(25.22)	(26.33)
	Contingency Reserve	0.00	0.00	0.00	0.00	0.00
C	PBDIT	(332.82)	(363.90)	(57.48)	9.44	(33.31)
D	Less Depreciation and Related debits	17.26	18.11	17.76	31.37	33.06
E	PBIT	(350.08)	(382.02)	(75.24)	(21.93)	(66.38)
1	Interest & Finance Charges	194.79	21.59	302.44	35.30	37.95
2	Less: Interest Capitalized	0.00	0.00	0.00	0.00	0.00
F	Total Interest and Finance Charges	194.79	21.59	302.44	35.30	37.95
G	TOTAL EXPENDITURE	1696.15	1554.88	1974.89	1920.64	2102.08
H	Profit/Loss before Tax	(544.87)	(403.60)	(377.68)	(57.23)	(104.32)
I	Add: Allocation of Interest Charges and O&M of UPPCL	0.00	6.28	7.22	6.90	6.79
J	Add: Efficiency Gains	0.00	0.00	0.00	0.00	0.00
K	Profit/Loss before Tax	(544.87)	(409.88)	(384.90)	(64.14)	(111.11)


 (रमेश कुमार)
 मुख्य अभियन्ता (वा०)
 के.संको

S.No	Particulars	FY 2012-13	FY 2012-13	FY 2013-14	FY 2014-15	FY 2015-16
		Audited	True-Up	Provisional Accounts	Revised Estimates	ARR
I. SOURCES OF FUNDS						
A) Shareholders' Funds						
a) Share Capital						
b) Reserves and Surplus						
B) Special Appropriation allowed towards Project Cost						
C) Loan Funds						
a) Short Term Borrowings						
b) Long Term Borrowings						
D) Other sources of Funds						
a) Capital contributions from consumers						
b) Consumers' Security Deposits						
c) Grants & Subsidies towards cost of capital						
TOTAL SOURCES OF FUNDS (A+B+C+D)						
II. APPLICATION OF FUNDS						
A) Fixed Assets						
a) Gross Block						
less: Accumulated Depreciation						
b) Net Block						
c) Capital Work in Progress						
less: Assets written off till date						
B) Investments (provide details seperately)						
C) Current Assets, Loans and Advances						
i) Inventories						
ii) Sundry Debtors						
iii) Cash and Bank Balances						
iv) Loans & Advances						
iii) Other Current Assets						
D) less: Current Liabilities and other Provisions						
i) Current Liabilities						
ii) Provisions						
E) Net Current Assets						
F) Miscellaneous Expenditure to the extent not written off or adjusted						
TOTAL APPLICATION OF FUNDS						

The Hon'ble Commission in the True up Order for FY 2008-09 to FY 2011-12 dated 01st October, 2014 had adopted a normative tariff approach towards capital structure. This entailed that regulatory balances towards equity, GFA, accumulated depreciation, loans, etc would be different from financial statements. Hence, Forms S2, S3 and F19 have become infrutuous as they would not match with financial statements. Considering the above, the Licensee seeks waiver from filing the Form Nos S2, S3 and F19.

(रमेश कुमार)
मुख्य अभियन्ता (वा०)
केस्कॉ

Name of Distribution Licensee: Kanpur Electricity Supply Company Ltd.

Cash Flow Statement

Form No: S3

S.No	Particulars	FY 2012-13	FY 2013-14	FY 2014-15	FY 2015-16
		Audited	Provisional Accounts	Revised Estimates	ARR
A	Net Funds from Operations:				
	Net (loss)/ profit before tax but after exceptional/ extra ordinary items				
	Adjustments for :				
	Depreciation and amortization				
	Interest expenses				
	Income from Investments				
	(Profit) / Loss on fixed asset sold				
	Miscellaneous expenditures written off				
	Deferred revenue expenditure written off				
	Debts/advances written off				
	Provision for bad and doubtful debts				
	Liability no longer required written back				
	Provision for Gratuity and Leave Encashment				
	Exceptional/ Extraordinary items Expenses/ (income)				
	Diminution in value of investments				
	Operating profits before working capital changes				
	Adjustment for changes in working capital				
	(Increase)/ decrease in sundry debtors				
	(Increase)/ decrease in other receivables				
	(Increase)/ decrease in inventories				
	Increase /(decrease) in in trade and other payables				
	Cash generated from operations				
	Taxes (paid)/ received (net of TDS)				
	Net cash from operating activities				
B	Case flow from investing activities				
	Purchase of fixed assets:				
	Additions during the period				
	Capital work in progress:				
	Additions during the period				
	Proceeds from sale of fixed assets				
	Proceeds from sale of investments				
	Purchase of investments				
	Interest received (revenue)				
	Net cash used in investing activities				
C	Cash flow from financing activities				
	Proceeds/(Repayments) of long term borrowings (net)				
	Equity from GoUP				
	Proceeds from consumers contribution and GoUP capital subsidy				
	Capital contribution from consumers and GoUP capital subsidy diminished				

The Hon'ble Commission in the True up Order for FY 2008-09 to FY 2011-12 dated 01st October, 2014 had adopted a normative tariff approach towards capital structure. This entailed that regulatory balances towards equity, GFA, accumulated depreciation, loans, etc would be different from financial statements. Hence, Forms S2, S3 and F19 have become infrutuous as they would not match with financial statements. Considering the above, the Licensee seeks waiver from filing the Form Nos S2, S3 and F19.


(रमेश कुमार)
मुख्य अभियन्ता (वा०)
केएलसी

Name of Distribution Licensee: Kanpur Electricity Supply Company Ltd.

Cash Flow Statement

Form No: S3

S.No	Particulars	FY 2012-13	FY 2013-14	FY 2014-15	FY 2015-16
		Audited	Provisional Accounts	Revised Estimates	ARR
	Consumer security deposits				
	Repayment of borrowing				
	Interest paid on borrowing				
	Interest payment adjustment				
	Restructuring reserve relating to transfer scheme 2000/2003				
	Material cost variance adjustments				
	Adjustment relating to Uttaranchal Power Corporation Limited				
	Net cash generated from financing activities				
	Net increase / (decrease) in cash or cash equivalent (A+B+C)				
	Cash/ Cash equivalent as at the beginning of the year				
	Cash/ Cash equivalent as at the end of the year				


 (रमेश कुमार)
 मुख्य अधिकारी (आ०)
 केन्द्रीय

S.No	Particulars	FY 2012-13	FY 2012-13	FY 2013-14	FY 2014-15	FY 2015-16
		Audited	True-Up	Provisional Accounts	Revised Estimates	ARR
	Power Purchase or Energy Available (MU)	3,140.07	3,140.07	3,554.39	3,729.09	3,963.63
	Sale of Power (MU)	2,153.76	2,153.76	2,458.09	2,697.79	2,907.10
	Loss %	31.41%	31.41%	30.84%	27.66%	26.66%
1	Receipts					
a	Revenue from tariffs & Miscell. Charges (incl bulk sales to TPL)	1,145.72	1,145.72	1,545.24	1,807.44	1,939.50
b	Subsidy from Govt.	-	-	-	-	-
c	Torrent power ltd					
	Total	1,145.72	1,145.72	1,545.24	1,807.44	1,939.50
2	Expenditure					
a	Purchase of Power	1,133.57	1,259.91	1,393.32	1,566.91	1,722.00
b	Purchase of Power from Other Sources					
c	Intra-State Transmission Charges	54.64	55.42	47.98	66.64	77.84
d	R&M Expense	35.16	35.16	45.60	41.36	43.22
e	Employee Expenses	102.26	102.26	103.42	120.23	125.57
f	A&G Expense	40.75	40.75	49.94	47.89	49.99
g	Depreciation	17.26	18.11	17.76	31.37	33.06
h	Interest & Finance Charges	194.79	21.59	302.44	35.30	37.95
i	Less: Interest & other expenses capitalised	1.23	1.23	1.09	25.22	26.33
j	Other Debits (incl. Prov for Bad debts)	140.06	22.91	11.38	36.15	38.79
k	Extraordinary Items(OTS)	-	-	-	-	-
l	Other (Misc.)-net prior period credit	- 21.11	-	4.12	-	-
	Total	1,696.15	1,554.88	1,974.89	1,920.64	2,102.08
3(i)	Reasonable Return	-	-	-	-	-
3(ii)	Contingency Reserve					
4	Non tariff income	5.56	5.56	51.96	55.96	58.26
5	Annual Revenue Requirement (2)+(3)-(4)	1,690.59	1,549.32	1,922.92	1,864.68	2,043.82
6	Surplus(+) / Shortfall(-) : (1)-(5) before tariff revision	(544.87)	(403.60)	(377.68)	(57.23)	(104.32)
7	Add: Allocation of Interest Charges and O&M of UPPCL		6.28	7.22	6.90	6.79
8	Efficiency Gains	0.00	0.00	0.00	0	0
9	Surplus(+) / Shortfall(-) : (1)-(5) before tariff revision	(544.87)	(409.88)	(384.90)	(64.14)	(111.11)
10	Tariff Revision Impact					
11	Surplus(+) / Shortfall(-) : (6)-(7) after tariff revision	(544.87)	(409.88)	(384.90)	(64.14)	(111.11)

(रमेश कुमार)
मुख्य अभियन्ता (वा०)
केस्को

Name of Distribution Licensee: Kanpur Electricity Supply Company Ltd.					
Information regarding amount of Equity & Loan					Form No: S5
		FY 2012-13	FY 2013-14	FY 2014-15	FY 2015-16
Sr. No.	Period	True-Up	Provisional Accounts	Revised Estimates	ARR
1	Amt. of Regulatory Equity (Rs. in crores)	163.15	163.15	168.54	176.09
2	Amt. of Regulatory Loan (Rs. in crores)	(13.03)	-	(18.78)	(34.24)
3	Debt Equity Ratio	-8%	0%	-11%	-19%

(रमेश कुमार)
मुख्य अभियन्ता (वा०)
केस्को

Name of Distribution Licensee: Kanpur Electricity Supply Company Ltd.

Information regarding Working Capital

Form No: S6

Sr. No.	Particulars	FY 2012-13	FY 2013-14	FY 2014-15	FY 2015-16
		True-Up	Provisional Accounts	Revised Estimates	ARR
1	One month's O & M Expenses	14.85	16.58	17.46	18.23
2	One-twelfth of the sum of the book value of materials in stores at the end of each month of such financial year.	2.24	2.52	0.15	0.21
3	Receivables equivalent to 60 days average billing on consumers	188.34	254.01	297.11	318.82
	Gross Total	205.43	273.12	314.72	337.26
Less:					
1	Total Security Deposits by the Consumers reduced by Security Deposits under section 47(1)(b) of the Electricity Act 2003	98.73	104.45	109.23	114.10
	Net Working Capital	106.70	168.66	205.49	223.16
	Rate of Interest on Working Capital	12.50%	12.50%	12.50%	12.50%
	Normative Interest on Working Capital	13.34	21.08	25.69	27.90

(रमेश कुमार)
मुख्य अभियन्ता (वा०)
केस्को

Name of Distribution Licensee: Kanpur Electricity Supply Company Ltd.

Reasonable Return

Form No: S7

S.No	Particulars	FY 2012-13	FY 2013-14	FY 2014-15	FY 2015-16
		True-Up	Provisional Accounts	Revised Estimates	ARR
	Shareholders' Funds				
1	Share Capital	163.15	163.15	168.54	176.09
2	Reserves and Surplus	-2,497.25	-2,873.96	-2,938.09	-3,049.20
	Total Equity	-2,334.10	-2,710.81	-2,769.55	-2,873.12
	Return as a % of Equity				

(रमेश कुमार)
मुख्य अभियन्ता (वा.)
के.ए.सी.

Name of Distribution Licensee: Kanpur Electricity Supply Company Ltd.		Form No: S8				
Energy Balance						
S.No	Particulars	FY 2012-13	FY 2012-13	FY 2013-14	FY 2014-15	FY 2015-16
		Audited	True-Up	Provisional Accounts	Revised Estimates	ARR
1	Purchase of Power					
	Power from own Stations (if any)	3,140.07	3,140.07	3,554.39	3,729.09	3,963.63
	Power from State Stations					
	Power from Central Stations					
	Power from Other Sources					
	I.					
	ii.					
	iii.					
	Total Power Available	3,312.27	3,312.27	3,838.83	3,933.59	4,180.16
2	Energy Sales within the state					
	a) LT Sales					
	b) HT Sales					
	c) EHT Sales					
	Total Energy Sales	2,153.76	2,153.76	2,458.09	2,697.79	2,907.10
3	Distribution Loss	31.41%	31.41%	30.84%	27.66%	26.66%
4	Total Transmission losses	5.20%	5.20%	7.41%	5.20%	5.18%
5	Tradable Power	3,140.07	3,140.07	3,554.39	3,729.09	3,963.63


 (रमेश कुमार)
 मुख्य अभियन्ता (वा०)
 केस्को

S.No	Particulars	FY 2012-13		
		Tariff Order	Audited	True-up
	Power Purchase or Energy Available (MU)	3,550.76	3,140.07	3,140.07
	Sale of Power (MU)	2,549.91	2,153.76	2,153.76
	Loss %	28.19%	31.41%	28.19%
1	Receipts			
a	Revenue from tariffs & Miscell. Charges	1248.37	1145.72	1145.72
b	Subsidy from Govt.	0.00	0.00	0.00
	Total	1248.37	1145.72	1145.72
2	Expenditure			
a	Purchase of Power	1281.37	1133.57	1259.91
b	Purchase of Power from Other Sources			
c	Intra-State Transmission Charges	61.78	54.64	55.42
d	R&M Expense	25.34	35.16	35.16
e	Employee Expenses	115.40	102.26	102.26
f	A&G Expense	18.27	40.75	40.75
g	Depreciation	23.72	17.26	18.11
h	Interest & Finance Charges	43.07	194.79	21.59
i	Less: Interest & other expenses capitalised	-21.73	-1.23	-1.23
j	Other Debits (incl. Prov for Bad debts)	0.00	140.06	22.91
k	Extraordinary Items	0.00	0.00	0.00
l	Other (Misc.)-net prior period credit	0.00	-21.11	0.00
m	Allocation of UPPCL Charges	0.00	0.00	6.28
n	Efficiency Gains	0.00	0.00	0.00
	Total	1547.22	1696.15	1561.16
3	Reasonable Return	0.00	0.00	0.00
4	Other Income	7.17	5.56	5.56
5	Annual Revenue Requirement (2)+(3)-(4)	1540.06	1690.59	1555.60
6	Surplus(+)/ Shortfall(-) : (1)-(5) before tariff revision	-291.69	-544.87	-409.88
7	Tariff Revision Impact			
8	Surplus(+)/ Shortfall(-) : (6)-(7)after tariff revision	-291.69	-544.87	-409.88

(रमेश कुमार)
मुख्य अभियन्ता (दा०)
केस्को

SUPPLY TYPE	CATG.	KESCO FY 2013-14	CONSUMER (NUMBERS)	CONNECTED LOAD (KW)	PROJECTED BILLED ENERGY (MU)
LMV--1	(A)	Consumer getting supply as per "Rural Schedule"			
	(i)	Un-metered	-	-	-
	(ii)	Metered	-	-	-
	(B)	Supply at Single Point for Bulk Load	-	-	-
	(C1)	Other Metered Domestic Consumers	401,572	958,837	961
	(C2)	Life Line Consumers/BPL	-	-	-
SUB TOTAL		DOMESTIC LIGHT FAN & POWER (LMV-1)	401,572	958,837	961
LMV--2	(A)	Consumer getting supply as per "Rural Schedule"			
	(i)	Un-metered	-	-	-
	(ii)	Metered	-	-	-
	(B)	Private Advertising/Sign Post/Sign Board/Glow Sign/Flex	-	-	-
	(C)	Other Metered Non-Domestic Supply	67,550	196,375	255
SUB TOTAL		NON DOMESTIC LIGHT FAN & POWER (LMV-2)	67,550	196,375	255
LMV--3	(A)	Un-metered Supply			
	(i)	Gram Panchyat	-	-	-
	(ii)	Nagar Palika & Nagar Panchyat	-	-	-
	(iii)	Nagar Nigam	18	14,068	50
	(B)	Metered Supply			
	(i)	Gram Panchyat	-	-	-
	(ii)	Nagar Palika & Nagar Panchyat	-	-	-
	(iii)	Nagar Nigam	-	-	-
SUB TOTAL		PUBLIC LAMPS (LMV-3)	18	14,068	50
LMV--4	(A)	Public Institution(4 A)	744	10,229	42
	(B)	Private Institution(4 B)	133	2,366	5
SUB TOTAL		LIGHT FAN & POWER FOR PUB./PRIV. INST.(LMV-4)	877	12,595	47
LMV--5	(A)	Rural Schedule			
	(i)	Un metered Supply	-	-	-
	(ii)	Metered Supply	-	-	-
	(B)	Urban Schedule			
	(i)	Metered Supply	-	-	-
SUB TOTAL		PRIVATE TUBE WELL/PUMPING SETS (LMV-5)			
LMV--6	(A)	Small & Medium Power (Power Loom)			
	(i)	Rural Schedule	-	-	-
	(ii)	Urban Schedule	-	-	0
	(B)	Small & Medium Power			
	(i)	Rural Schedule	-	-	-
	(ii)	Urban Schedule	7,920	105,888	250
SUB TOTAL		SMALL & MEDIUM POWER UPTO 100 HP (75) (LMV-6)	7,920	105,888	250
LMV--7	(A)	Rural Schedule			
	(i)	Jal Nigam	-	-	-
	(ii)	Jal Sansthan	-	-	-
	(iii)	Others (Water Works)	-	-	-
	(B)	Urban Schedule			
	(i)	Jal Nigam	-	-	-
	(ii)	Jal Sansthan	609	19,811	49
	(iii)	Others (Water Works)	-	-	-
SUB TOTAL		PUBLIC WATER WORKS(LMV-7)	609	19,811	49
LMV--8	(A)	Metered Supply			
	(B)	Un-metered Supply			
	(i)	STW,Panchayat Raj WB I.Duch P.C, L I upto 100 BHP	-	-	-
	(ii)	Laghu Dal Nahar above 100 BHP	-	-	-
SUB TOTAL		STATE TUBE WELLS & PUMPS CANAL UPTO 100 HP(LMV-8)			
LMV--9	(A)	Metered Supply			
	(i)	Individual Residential Consumers	-	-	-
	(ii)	Others	-	-	-
	(B)	Un-metered Supply			
	(i)	Ceremonies	-	-	-
	(ii)	Temporary Shops	-	-	-
SUB TOTAL		TEMPORARY SUPPLY (LMV-9)			
LMV--10	(A)	Serving			
	(i)	Class IV Employees	-	-	-
	(ii)	Class III Employees	1,965	5,895	6
	(iii)	Junior Engineers & Equivalent	-	-	-
	(iv)	Assistant Engineers & Equivalent	-	-	-
	(v)	Executive Engineers & Equivalent	-	-	-
	(vi)	Deputy General Manager & Equivalent	-	-	-
	(vii)	CGM/GM & Equivalent posts and above	-	-	-
	(B)	Total Pensioner & Family Pensioner	2,879	8,637	10
SUB TOTAL		DEPARTMENTAL EMPLOYEES (LMV-10)	4,844	14,532	16
HV--1	(A)	Urban Schedule			
	(i)	For supply at 11kV	134	38,064	82
	(ii)	For supply at 33 kV & above	7	14,191	48

SUPPLY TYPE	CATG.	KESCO FY 2013-14	CONSUMER (NUMBERS)	CONNECTED LOAD (KW)	PROJECTED BILLED ENERGY (MU)
	(B)	Rural Schedule			
	(i)	For supply at 11kV	-	-	-
	(ii)	For supply at 33 kV & above	-	-	-
SUB-TOTAL		NON INDUSTRIAL BULK LOADS (HV-1)	141	52,255	131
HV--2	(A)	Urban Schedule			
	(i)	For supply at 11kV	551	126,667	321
	(ii)	For supply above 11kV and upto & Including 66kV	4	14,300	34
	(iii)	For supply above 66kV and upto & Including 132kV	3	65,000	344
	(iv)	For supply above 132kV	-	-	-
	(B)	Rural Schedule			
	(i)	For supply at 11kV	-	-	-
	(ii)	For supply above 11kV and upto & Including 66kV	-	-	-
SUB-TOTAL		LARGE & HEAVY POWER ABOVE 100 BHP (75 kW) (HV-2)	558	205,967	699
HV--3	(A)	For supply at and above 132kV	-	-	-
	(B)	For supply below 132kV	-	-	-
	(C)	For Delhi Metro Rail	-	-	-
SUB-TOTAL		RAILWAY TRACTION (HV-3)	-	-	-
HV--4	(A)	For supply at 11kV	-	-	-
	(B)	For supply above 11kV and upto 66kV	-	-	-
	(C)	For supply above 66kV and upto 132kV	-	-	-
SUB-TOTAL		LIFT IRRIGATION & P C ABOVE 100 BHP (75kW) (HV-4)	-	-	-
EXTRA STATE	(A)	EXTRA STATE & OTHERS	-	-	-
SUB-TOTAL		EXTRA STATE CONSUMERS	-	-	-
BULK	(A)	Torrent (Depicted as Retail Sales)	-	-	-
	(B)	KESCO	-	-	-
SUB-TOTAL		BULK SUPPLY	-	-	-
		GRAND TOTAL	484,089	1,580,328	2,458

(रमेश कुमार)
मुख्य अभियन्ता (वा०)
केस्को

SUPPLY TYPE	CATG.	KESCO FY 2014-15	CONSUMER (NUMBERS)	CONNECTED LOAD (KW)	PROJECTED BILLED ENERGY (MU)
LMV--1	(A)	Consumer getting supply as per "Rural Schedule"			
	(i)	Un-metered	-	-	-
	(ii)	Metered	-	-	-
	(B)	Supply at Single Point for Bulk Load	-	-	-
	(C1)	Other Metered Domestic Consumers	425,666	1,016,367	1,343
	(C2)	Life Line Consumers/BPL	-	-	-
SUB-TOTAL		DOMESTIC LIGHT FAN & POWER (LMV-1)	425,666	1,016,367	1,343
LMV--2	(A)	Consumer getting supply as per "Rural Schedule"			
	(i)	Un-metered	-	-	-
	(ii)	Metered	-	-	-
	(B)	Private Advertising/Sign Post/Sign Board/Glow Sign/Flex	-	-	-
	(C)	Other Metered Non-Domestic Supply	57,719	167,796	219
SUB-TOTAL		NON DOMESTIC LIGHT FAN & POWER (LMV-2)	57,719	167,796	219
LMV--3	(A)	Un-metered Supply			
	(i)	Gram Panchyat	-	-	-
	(ii)	Nagar Palika & Nagar Panchyat	-	-	-
	(iii)	Nagar Nigam	18	14,068	61
	(B)	Metered Supply			
	(i)	Gram Panchyat	-	-	-
	(ii)	Nagar Palika & Nagar Panchyat	-	-	-
	(iii)	Nagar Nigam	-	-	-
SUB-TOTAL		PUBLIC LAMPS (LMV-3)	18	14,068	61
LMV--4	(A)	Public Institution(4 A)	781	10,740	42
	(B)	Private Institution(4 B)	141	2,508	6
SUB-TOTAL		LIGHT, FAN & POWER FOR PUB./PRIV. INST.(LMV-4)	922	13,248	48
LMV--5	(A)	Rural Schedule			
	(i)	Un metered Supply	-	-	-
	(ii)	Metered Supply	-	-	-
	(B)	Urban Schedule			
	(i)	Metered Supply	-	-	-
SUB-TOTAL		PRIVATE TUBE WELL/PUMPING SETS (LMV-5)	-	-	-
LMV--6	(A)	Small & Medium Power (Power Loom)			
	(i)	Rural Schedule	-	-	-
	(ii)	Urban Schedule	-	-	-
	(B)	Small & Medium Power			
	(i)	Rural Schedule	-	-	-
	(ii)	Urban Schedule	8,316	111,182	410
SUB-TOTAL		SMALL & MEDIUM POWER UPTO 100 HP (75) (LMV-6)	8,316	111,182	410
LMV--7	(A)	Rural Schedule			
	(i)	Jal Nigam	-	-	-
	(ii)	Jal Sansthan	-	-	-
	(iii)	Others (Water Works)	-	-	-
	(B)	Urban Schedule			
	(i)	Jal Nigam	-	-	-
	(ii)	Jal Sansthan	615	19,747	47
	(iii)	Others (Water Works)	-	-	-
SUB-TOTAL		PUBLIC WATER WORKS(LMV-7)	615	19,747	47
LMV--8	(A)	Metered Supply	-	-	-
	(B)	Un-metered Supply	-	-	-
	(i)	STW,Panchayat Raj WB I.Duch P.C, L 1 upto 100 BHP	-	-	-
	(ii)	Laghu Dal Nahar above 100 BHP	-	-	-
SUB-TOTAL		STATE TUBE WELLS & PUMPS CANAL UPTO 100 HP(LMV-8)	-	-	-
LMV--9	(A)	Metered Supply			
	(i)	Individual Residential Consumers	-	-	-
	(ii)	Others	-	-	-
	(B)	Un-metered Supply			
	(i)	Ceremonies	-	-	-
	(ii)	Temporary Shops	-	-	-
SUB-TOTAL		TEMPORARY SUPPLY (LMV-9)	-	-	-
LMV--10	(A)	Serving			
	(i)	Class IV Employees	-	-	-
	(ii)	Class III Employees	1,965	6,102	7
	(iii)	Junior Engineers & Equivalent	-	-	-
	(iv)	Assistant Engineers & Equivalent	-	-	-
	(v)	Executive Engineers & Equivalent	-	-	-
	(vi)	Deputy General Manager & Equivalent	-	-	-
	(vii)	CGM/GM & Equivalent posts and above	-	-	-
	(B)	Total Pensioner & Family Pensioner	2,879	11,055	10
SUB-TOTAL		DEPARTMENTAL EMPLOYEES (LMV-10)	4,844	17,157	16
HV--1	(A)	Urban Schedule			
	(i)	For supply at 11kV	137	38,825	84
	(ii)	For supply at 33 kV & above	7	14,333	49
	(B)	Rural Schedule			

(रमेश कुमार)
मुख्य अभियंता (वृत्त)
के.के.सी.

Name of Distribution Licensee: Kanpur Electricity Supply Company Ltd.

Billing Determinants: Projected Consumer Numbers, Connected Load & Total Sale: FY 2014-15

Form No: F1(a2)

SUPPLY TYPE	CATG.	KESCO FY 2014-15	CONSUMER (NUMBERS)	CONNECTED LOAD (KW)	PROJECTED BILLED ENERGY (MU)
		(i) For supply at 11kV	-	-	-
		(ii) For supply at 33 kV & above	-	-	-
SUB TOTAL		NON INDUSTRIAL BULK LOADS (HV-1)	144	53,158	133
HV--2	(A)	Urban Schedule			
		(i) For supply at 11kV	562	129,200	283
		(ii) For supply above 11kV and upto & Including 66kV	4	14,443	34
		(iii) For supply above 66kV and upto & Including 132kV	3	65,650	105
		(iv) For supply above 132kV	-	-	-
	(B)	Rural Schedule			
		(i) For supply at 11kV	-	-	-
		(ii) For supply above 11kV and upto & Including 66kV	-	-	-
SUB TOTAL		LARGE & HEAVY POWER ABOVE 100 BHP (75 kW) (HV-2)	569	209,293	422
HV--3	(A)	For supply at and above 132kV	-	-	-
	(B)	For supply below 132kV	-	-	-
	(C)	For Delhi Metro Rail	-	-	-
SUB TOTAL		RAILWAY TRACTION (HV-3)	-	-	-
HV--4	(A)	For supply at 11kV	-	-	-
	(B)	For supply above 11kV and upto 66kV	-	-	-
	(C)	For supply above 66kV and upto 132kV	-	-	-
SUB TOTAL		LIFT IRRIGATION & P C ABOVE 100 BHP (75kW) (HV-4)	-	-	-
EXTRA STATE	(A)	EXTRA STATE & OTHERS	-	-	-
SUB TOTAL		EXTRA STATE CONSUMERS	-	-	-
BULK	(A)	Torrent	-	-	-
	(B)	KESCO	-	-	-
SUB TOTAL		BULK SUPPLY	-	-	-
		GRAND TOTAL	498,814	1,622,017	2,698

(रमेश कुमार)
मुख्य अभियन्ता (वा०)
केस्को

SUPPLY TYPE	CATG.	KESCO FY 2015-16	CONSUMER (NUMBERS)	CONNECTED LOAD (KW)	PROJECTED BILLED ENERGY (MU)
LMV-1	(A)	Consumer getting supply as per "Rural Schedule"			
	(i)	Un-metered	-	-	-
	(ii)	Metered	-	-	-
	(B)	Supply at Single Point for Bulk Load	-	-	-
	(C1)	Other Metered Domestic Consumers	451,206	1,077,349	1,458
	(C2)	Life Line Consumers/BPL	-	-	-
SUB-TOTAL		DOMESTIC LIGHT FAN & POWER (LMV-1)	451,206	1,077,349	1,458
LMV-2	(A)	Consumer getting supply as per "Rural Schedule"			
	(i)	Un-metered	-	-	-
	(ii)	Metered	-	-	-
	(B)	Private Advertising/Sign Post/Sign Board/Glow Sign/Flex	-	-	-
	(C)	Other Metered Non-Domestic Supply	49,319	143,376	192
SUB-TOTAL		NON DOMESTIC LIGHT FAN & POWER (LMV-2)	49,319	143,376	192
LMV-3	(A)	Un-metered Supply			
	(i)	Gram Panchyat	-	-	-
	(ii)	Nagar Palika & Nagar Panchyat	-	-	-
	(iii)	Nagar Nigam	18	14,068	61
	(B)	Metered Supply			
	(i)	Gram Panchyat	-	-	-
	(ii)	Nagar Palika & Nagar Panchyat	-	-	-
	(iii)	Nagar Nigam	-	-	-
SUB-TOTAL		PUBLIC LAMPS (LMV-3)	18	14,068	61
LMV-4	(A)	Public Institution(4 A)	820	11,277	45
	(B)	Private Institution(4 B)	149	2,658	6
SUB-TOTAL		LIGHT, FAN & POWER FOR PUB./PRIV. INST.(LMV-4)	970	13,936	51
LMV-5	(A)	Rural Schedule			
	(i)	Un metered Supply	-	-	-
	(ii)	Metered Supply	-	-	-
	(B)	Urban Schedule			
	(i)	Metered Supply	-	-	-
SUB-TOTAL		PRIVATE TUBE WELL/PUMPING SETS (LMV-5)	-	-	-
LMV-6	(A)	Small & Medium Power (Power Loom)			
	(i)	Rural Schedule	-	-	-
	(ii)	Urban Schedule	-	-	-
	(B)	Small & Medium Power			
	(i)	Rural Schedule	-	-	-
	(ii)	Urban Schedule	8,732	116,742	441
SUB-TOTAL		SMALL & MEDIUM POWER UPTO 100-HP (75) (LMV-6)	8,732	116,742	441
LMV-7	(A)	Rural Schedule			
	(i)	Jal Nigam	-	-	-
	(ii)	Jal Sansthan	-	-	-
	(iii)	Others (Water Works)	-	-	-
	(B)	Urban Schedule			
	(i)	Jal Nigam	-	-	-
	(ii)	Jal Sansthan	621	19,945	47
	(iii)	Others (Water Works)	-	-	-
SUB-TOTAL		PUBLIC WATER WORKS(LMV-7)	621	19,945	47
LMV-8	(A)	Metered Supply			
	(B)	Un-metered Supply			
	(i)	STW,Panchayat Raj WB I.Duch P.C, L I upto 100 BHP	-	-	-
	(ii)	Laghu Dal Nahar above 100 BHP	-	-	-
SUB-TOTAL		STATE TUBE WELLS & PUMPS CANAL UPTO 100 HP(LMV-8)	-	-	-
LMV-9	(A)	Metered Supply			
	(i)	Individual Residential Consumers	-	-	-
	(ii)	Others	-	-	-
	(B)	Un-metered Supply			
	(i)	Ceremonies	-	-	-
	(ii)	Temporary Shops	-	-	-
SUB-TOTAL		TEMPORARY SUPPLY (LMV-9)	-	-	-
LMV-10	(A)	Serving			
	(i)	Class IV Employees	-	-	-
	(ii)	Class III Employees	1,965	6,102	7
	(iii)	Junior Engineers & Equivalent	-	-	-
	(iv)	Assistant Engineers & Equivalent	-	-	-
	(v)	Executive Engineers & Equivalent	-	-	-
	(vi)	Deputy General Manager & Equivalent	-	-	-
	(vii)	CGM/GM & Equivalent posts and above	-	-	-
	(B)	Total Pensioner & Family Pensioner	2,879	11,055	10
SUB-TOTAL		DEPARTMENTAL EMPLOYEES (LMV-10)	4,844	17,157	17
HV-1	(A)	Urban Schedule			
	(i)	For supply at 11kV	139	39,602	86
	(ii)	For supply at 33 kV & above	7	14,476	49
	(B)	Rural Schedule			
	(i)	For supply at 11kV	-	-	-
	(ii)	For supply at 33 kV & above	-	-	-
SUB-TOTAL		NON INDUSTRIAL BULK LOADS (HV-1)	147	54,078	135

SUPPLY TYPE	CATG.	KESCO FY 2015-16	CONSUMER (NUMBERS)	CONNECTED LOAD (KW)	PROJECTED BILLED ENERGY (MU)
HV-2	(A)	Urban Schedule			
		(i) For supply at 11kV	573	131,784	289
		(ii) For supply above 11kV and upto & Including 66kV	4	14,587	34
		(iii) For supply above 66kV and upto & Including 132kV	3	66,307	106
		(iv) For supply above 132kV	-	-	-
	(B)	Rural Schedule			
		(i) For supply at 11kV	-	-	-
		(ii) For supply above 11kV and upto & Including 66kV	-	-	-
SUB TOTAL		LARGE & HEAVY POWER ABOVE 100 BHP (75 kW) (HV-2)	580	212,678	429
HV-3	(A)	For supply at and above 132kV	-	-	-
	(B)	For supply below 132kV	-	-	-
	(C)	For Delhi Metro Rail	-	-	-
SUB TOTAL		RAILWAY TRACTION (HV-3)	-	-	-
HV-4	(A)	For supply at 11kV	-	-	-
	(B)	For supply above 11kV and upto 66kV	-	-	-
	(C)	For supply above 66kV and upto 132kV	-	-	-
SUB TOTAL		LIFT IRRIGATION & P C ABOVE 100 BHP (75kW) (HV-4)	-	-	-
EXTRA STATE	(A)	EXTRA STATE & OTHERS	-	-	-
SUB TOTAL		EXTRA STATE CONSUMERS	-	-	-
BULK	(A)	Torrent	-	-	-
	(B)	KESCO	-	-	-
SUB TOTAL		BULK SUPPLY	-	-	-
GRAND TOTAL			516,437	1,669,328	2,831

(रमेश कुमार)
मुख्य अभियन्ता (वा०)
केस्को

S.No	Particulars	FY 2012-13	FY 2012-13	FY 2013-14	FY 2014-15	FY 2015-16
		Audited	True-Up	Provisional Accounts	Revised Estimates	ARR
A	Revenue Subsidies And Grants					
1	Revenue Subsidy					
2	Agriculture Subsidy	-	-	-	-	-
3	Subsidy adjustment against ED					
4						
5	Subsidy for Power Looms					
	Sub-Total	-	-	-	-	-
B	Capital Subsidies And Grants					
1	APDRP					
2	PTW					
3	UPSIDC					
4	Indian Industries Association					
5	Others					
	Sub-Total	-	-	-	-	-
	Total	-	-	-	-	-
S.No	Actual Flow of Funds	FY 2012-13	FY 2012-13	FY 2013-14	FY 2014-15	FY 2015-16
	In Rs Crores	Audited	True-Up	Provisional Accounts	Revised Estimates	ARR
1	Balance Subsidy for Previous years Receivable					
2	Subsidy Due for the year	-	-	-	-	-
3	Total Subsidy Receivable	-	-	-	-	-
4	Cash	-	-	-	-	-
5	ED Adjustment/Retained	-	-	-	-	-
6	Cess Adjustment/Retained					
7	Central Assistance Adjustment					
8	Adjustment of Penal intt on ED & Cess					
9	Adjustment of Past Loans					
10	Adjustment of Interest on Loan					
11	Total Subsidy Received	-	-	-	-	-
12	Balance Subsidy Receivable: (3)-(12)	-	-	-	-	-

(रमेश कुमार)
मुख्य अभियन्ता (वा०)
केस्को

Name of Distribution Licensee: Kanpur Electricity Supply Company Ltd.

Income from Investments and Non-Tariff Income

Form No: F3

S.No	Particulars	FY 2012-13	FY 2012-13	FY 2013-14	FY 2014-15	FY 2015-16
		Audited	True-Up	Provisional Accounts	Revised Estimates	ARR
A	Income from Investment					
1	Interest Income from Investments					
2	Interest on fixed deposits	1.40	1.40	1.79	1.92	2.00
3	Interest from Banks other than Fixed Deposits					
4	Interest on (any other items)					
	Sub-Total (A)	1.40	1.40	1.79	1.92	2.00
B	Non Tariff Income					
1	Interest on loans and Advances to staff	0.12	0.12	0.13	0.14	0.14
2	Interest on Loans and Advances to Licensee					
3	Interest on Loans and Advances to Lessors					
4	Interest on Advances to Suppliers / Contractors	0.67	0.67	1.03	1.11	1.16
5	Subsidy for Interest Payment			45.76		
6	Gain on Sale of Fixed Assets					
7	Miscellaneous receipts	0.03	0.03	0.03	0.04	0.04
8	Delayed payment charges from consumers					
9	Meter Rent					
10	Recovery from theft of energy					
11	Wheeling charges					
12	Misc. charges from consumers	3.34	3.34	3.22	3.47	3.61
13	Income from Other Business					
14	Contract Demand Violation Charges					
15	Less: Rebate for supply at higher voltage					
16	Less: Any other rebates					
	Sub-Total (B)	4.16	4.16	50.18	4.76	4.95
	Total	5.56	5.56	51.96	55.96	58.26

(रमेश कुमार)
मुख्य अभियन्ता (वा०)
केस्को

Name of Distribution Licensee: Kanpur Electricity Supply Company Ltd.

Details of Monthly Electricity Purchases from different Generating Stations - FY 2013-14

Form No: F4a

MONTH	Plant Capacity	UTILITY'S SHARE		Availability of Generating Station	Total Fixed or Capacity Charges	ESO by Generator	Energy Share to be received by the utility (Deducting auxiliary consumption)	Energy Units received by utility at its periphery (After deducting inter state/intra state transmission losses)	Fixed or Capacity charges to be paid by the utilities	Var Charges/Energy Charges to be paid by the utilities	Incentive to generating stations (if any)	Transmission/Wheeling Charges (inter state/intra state)	Any other charges	Avg cost of energy at gen bus bar	Avg cost of energy received at interface point of the utility
		MW	MW												
1	2	3	4		Rs Cr	MU	MU	MU	p/u	p/u	p/u	p/u	p/u	p/u	p/u
April															
May															
June															
July															
August															
September															
October															
November															
December															
January															
February															
March															
TOTAL								3554.39							
Arrear Bills for the past period due to revision of energy account/ tariff revision															
Total Cost															

(रमेश कुमार)
मुख्य अभियन्ता (वा०)
के.के.

Name of Distribution Licensee: Kanpur Electricity Supply Company Ltd.							Form No: F4a			
Details of Monthly Electricity Purchases from different Generating Stations - FY 2014-15										
Source of Power	MW Available	MU	Fixed Cost		Variable Cost		Total Cost		Average Cost (Rs. / kWh)	
			(Rs. / kWh)	(Rs. Cr.)	(Rs. / kWh)	(Rs. Cr.)	(Rs. / kWh)	(Rs. Cr.)		
Procurement of power from State Sector Generating Stations										
Thermal Stations										
Anpara A	630	3,848	0.61	235	1.80	692	2.41	927	2.41	
Anpara B	1,000	6,314	1.08	684	1.73	1,090	2.81	1,774	2.81	
Harduaganj	165	259	2.10	54	4.81	124	6.91	179	6.91	
Obra A	288	779	0.93	72	2.29	179	3.22	251	3.22	
Obra B	1,000	4,158	0.60	249	2.38	989	2.98	1,238	2.98	
Panki	210	907	1.06	96	4.11	373	5.17	469	5.17	
Parichha	220	323	0.96	31	3.69	119	4.65	150	4.65	
Parichha Extn.	420	2,512	1.27	318	3.14	789	4.41	1,108	4.41	
Parichha Extn. Stage II	500	3,308	1.79	593	3.04	1,007	4.84	1,600	4.84	
Harduaganj Ext.	500	3,158	1.93	610	3.24	1,024	5.18	1,634	5.18	
Anpara D	-	-	0.00	-	0.00	-	0.00	-	0.00	
Sub total - Thermal	4,933	25,566	0.00	2,943	0.00	6,387	0.00	9,330	3.65	
Per unit Avg Rate of Thermal Generation								3.65		
Hydro Stations										
Khara	58	151	0.75	11	0.00	-	0.75	11	0.75	
Matatila	20	53	0.68	4	0.00	-	0.68	4	0.68	
Obra (Hydel)	99	260	0.66	17	0.00	-	0.66	17	0.66	
Rihand	255	670	0.57	38	0.00	-	0.57	38	0.57	
UGC Power Stations	14	36	2.22	8	0.00	-	2.22	8	2.22	
Belka & Babail	6	16	2.34	4	0.00	-	2.34	4	2.34	
Sheetla	4	9	2.84	3	0.00	-	2.84	3	2.84	
Sub total - Hydro	455	1,195		85		-		85	0.71	
Purchase Per unit Avg Rate from hydro generating stations								0.71		
Sub-Total Own generation	5388	26761		3,027.36		6,386.89		9,414.25	3.52	
Procurement of power from Central Sector Generating Stations										
Anta	119	813	0.71	57	3.07	250	3.78	307	3.78	
Auriya	244	1,640	0.53	88	4.11	675	4.65	762	4.65	
Dadri Thermal	84	613	0.82	50	3.91	240	4.73	290	4.73	
Dadri Gas	272	1,925	0.55	105	3.93	757	4.48	862	4.48	
Dadri Extension	150	1,097	1.55	171	3.70	406	5.25	576	5.25	
Rihand-I	373	2,661	0.78	209	1.66	441	2.44	650	2.44	
Rihand-II	348	2,478	0.91	225	1.69	419	2.60	644	2.60	
Singrauli	849	6,151	0.52	320	1.24	763	1.76	1,083	1.76	
Tanda	440	3,136	1.01	318	3.33	1,043	4.34	1,360	4.34	
Unchahar-I	258	1,927	0.83	160	2.75	529	3.58	689	3.58	
Unchahar-II	153	1,145	0.86	99	2.70	309	3.56	407	3.56	
Unchahar-III	75	560	1.32	74	2.70	151	4.02	225	4.02	
Farakka	33	217	0.82	18	3.44	75	4.26	92	4.26	
Kahalgao St. I	77	528	0.92	49	2.81	148	3.73	197	3.73	
Kahalgao St. II Ph. I	251	1,729	1.18	203	2.65	459	3.83	662	3.83	
Koldam (Hydro)	95	414	1.56	65	0.00	-	1.56	65	1.56	
Rihand-III	377	2,691	1.27	342	1.72	463	2.99	805	2.99	
Sub-Total NTPC	4,197	29,724	0.00	2,551	0.00	7,127	0.00	9,678	3.26	
Chamera	109	336	0.58	20	1.01	34	1.59	53	1.59	
Chamera-II	86	393	1.28	50	1.48	58	2.76	109	2.76	
Chamera-III	62	283	1.74	49	2.20	62	3.94	111	3.94	
Dhauliganga	75	282	1.10	31	1.45	41	2.56	72	2.56	
Salal I&II	48	252	0.60	15	0.48	12	1.08	27	1.08	
Tanakpur	21	103	1.70	17	1.15	12	2.86	29	2.86	
Uri	96	497	1.05	52	0.81	40	1.85	92	1.85	
Dulhasti	111	517	2.82	146	3.08	159	5.90	305	5.90	

(रमेश कुमार)
मुख्य अभियन्ता (वा.)
के.संको

Name of Distribution Licensee: Kanpur Electricity Supply Company Ltd.							Form No: F4a			
Details of Monthly Electricity Purchases from different Generating Stations - FY 2014-15										
Sewa-II	35	137	1.89	26	2.34	32	4.23	58	4.23	
Uri-II	51	221	2.49	55	1.75	39	4.24	94	4.24	
Parbati ST-III	140	514	1.05	54	3.18	163	4.23	217	4.23	
Sub-Total NHPC	835	3,534	0.00	516	0.00	652	0.00	1,168	3.30	
NAPP	167	937	0.00	-	2.64	247	2.64	247	2.64	
RAPP #3&4	80	604	0.00	-	2.95	178	2.95	178	2.95	
RAPP#5&6	115	802	0.00	-	3.64	292	3.64	292	3.64	
Sub-Total NPCIL	362	2,343	0.00	-	0.00	717	0.00	717	3.06	
NATHPA JHAKRI HPS	288	1,387	1.54	213	1.38	192	2.92	404	2.92	
TALA POWER	45	181	0.00	-	2.33	42	2.33	42	2.33	
Koteshwar	173	570	1.94	110	2.07	118	4.01	229	4.01	
Srinagar	290	519	2.90	150	0.00	-	2.90	150	2.90	
Sasan	495	2,081	0.17	36	1.22	254	1.39	289	1.39	
Teesta St-III	-	-	0.00	-	0.00	-	0.00	-	0.00	
Karcham-Wangtoo	200	158	0.00	-	3.77	59	3.77	59	3.77	
VISHNUPRAYAG	352	1,623	0.97	158	1.32	214	2.29	372	2.29	
TEHRI STAGE-I	419	1,811	1.81	327	2.43	441	4.24	768	4.24	
Rosa Power Project	600	4,066	1.63	663	4.08	1,659	5.71	2,322	5.71	
Rosa Power Project	600	4,066	1.63	663	4.08	1,659	5.71	2,322	5.71	
Bara	-	-	0.00	-	0.00	-	0.00	-	0.00	
Anpara 'C'	1,100	7,015	1.14	801	2.55	1,792	3.70	2,593	3.70	
IGSTPP, Jhajhjar	51	358	1.55	55	4.14	149	5.69	204	5.69	
Bajaj Hindusthan	450	2,807	2.25	632	4.44	1,246	6.69	1,878	6.69	
Lalitpur	-	-	0.00	-	0.00	-	0.00	-	0.00	
Sub-Total IPP/JV	5,062	26,640	0.00	3,808	0.00	7,825	0.00	11,633	4.37	
Captive and Cogen	-	2,865	0.00	-	4.62	1,324	4.62	1,324	4.62	
Inter system exchange (Bilateral & PXIL, IEX) / UI	-	4,366	0.00	-	4.75	2,074	4.75	2,074	4.75	
Solar Energy	-	84	0.00	-	11.14	94	11.14	94	11.14	
NVVN Coal Power	-	352	0.00	-	2.83	99	2.83	99	2.83	
Sub-Total : Co-Generation & Other Sources	-	7,667	0.00	-	0.00	3,590	0.00	3,590	4.68	
Grand Total of Power Purchase	15844	96669		9,902.05		26,298.2		36,200.27	3.74	

(रमेश कुमार)
मुख्य अभियन्ता (वा०)
केरकी

Name of Distribution Licensee: Kanpur Electricity Supply Company Ltd.							Form No: F-4a			
Details of Monthly Electricity Purchases from different Generating Stations - FY 2015-16										
Source of Power	MW Available	MU	Fixed Cost		Variable Cost		Total Cost		Average Cost (Rs. / kWh)	
			(Rs. / kWh)	(Rs. Cr.)	(Rs. / kWh)	(Rs. Cr.)	(Rs. / kWh)	(Rs. Cr.)		
Procurement of power from State Sector Generating Stations										
Thermal Stations										
Anpara A	630	3,848	0.63	241	1.91	733	2.53	974	2.53	
Anpara B	1,000	6,314	1.09	691	1.83	1,156	2.92	1,847	2.92	
Harduaganj	165	259	2.13	55	5.10	132	7.23	187	7.23	
Obra A	288	779	0.94	73	2.43	189	3.37	263	3.37	
Obra B	1,000	4,158	0.61	255	2.52	1,048	3.14	1,304	3.14	
Panki	210	907	1.09	99	4.36	396	5.45	495	5.45	
Parichha	220	323	0.98	32	3.91	126	4.89	158	4.89	
Parichha Extn.	420	2,512	1.28	322	3.33	837	4.61	1,159	4.61	
Parichha Extn. Stage II	500	3,308	1.81	597	3.23	1,067	5.03	1,665	5.03	
Harduaganj Ext.	500	3,158	1.95	615	3.44	1,086	5.38	1,700	5.38	
Anpara D	1,000	2,916	1.18	344	1.79	521	2.96	864	2.96	
Sub total - Thermal	5933	28482		3324		7291		10615	3.73	
Per unit Avg Rate of Thermal Generation								3.73		
Hydro Stations										
Khara	58	151	0.78	12	0.00	-	0.78	12	0.78	
Matatila	20	53	0.70	4	0.00	-	0.70	4	0.70	
Obra (Hydel)	99	260	0.68	18	0.00	-	0.68	18	0.68	
Rihand	255	670	0.60	40	0.00	-	0.60	40	0.60	
UGC Power Stations	14	36	2.31	8	0.00	-	2.31	8	2.31	
Belka & Babail	6	16	2.44	4	0.00	-	2.44	4	2.44	
Sheetla	4	9	2.96	3	0.00	-	2.96	3	2.96	
Sub total - Hydro	455	1,195	0.00	88	0.00	-	0.00	88	0.74	
Purchase Per unit Avg Rate from hydro generating stations								0.74		
Sub-Total Own	6388	29678		3,412.25		7,291.02		10,703.27	3.61	
Procurement of power from Central Sector Generating Stations										
Anta	119	813	0.74	60	3.26	265	3.99	325	3.99	
Auriya	244	1,640	0.56	91	4.36	715	4.92	806	4.92	
Dadri Thermal	84	613	0.86	53	4.15	254	5.00	307	5.00	
Dadri Gas	272	1,925	0.57	110	4.17	802	4.74	912	4.74	
Dadri Extension	150	1,097	1.62	177	3.92	430	5.54	608	5.54	
Rihand-I	373	2,661	0.82	217	1.76	468	2.57	685	2.57	
Rihand-II	348	2,478	0.95	235	1.79	444	2.74	678	2.74	
Singrauli	849	6,151	0.54	333	1.32	809	1.86	1,142	1.86	
Tanda	440	3,136	1.05	331	3.52	1,105	4.58	1,436	4.58	
Unchahar-I	258	1,927	0.87	167	2.91	561	3.78	728	3.78	
Unchahar-II	153	1,145	0.90	103	2.86	327	3.76	430	3.76	
Unchahar-III	75	560	1.37	77	2.86	160	4.23	237	4.23	
Farakka	33	217	0.86	19	3.65	79	4.50	98	4.50	
Kahalgaoon St. I	77	528	0.96	51	2.98	157	3.94	208	3.94	
Kahalgaoon St. II Ph. I	251	1,729	1.22	212	2.81	486	4.04	698	4.04	
Koldam (Hydro)	95	414	1.56	65	0.00	-	1.56	65	1.56	
Rihand-III	377	2,691	1.32	356	1.82	491	3.15	847	3.15	
Sub-Total NTPC	4197	29724		2653		7554		10208	3.43	
Chamera	109	336	0.60	20	1.07	36	1.67	56	1.67	

(रमेश कुमार)
मुख्य अभियन्ता (वा०)
केस्को

Name of Distribution Licensee: Kanpur Electricity Supply Company Ltd.									
Details of Monthly Electricity Purchases from different Generating Stations - FY 2015-16									Form No: F4a
Source of Power	MW Available	MU	Fixed Cost		Variable Cost		Total Cost		Average Cost (Rs. / kWh)
			(Rs. / kWh)	(Rs. Cr.)	(Rs. / kWh)	(Rs. Cr.)	(Rs. / kWh)	(Rs. Cr.)	
Chamera-II	86	393	1.36	53	1.70	67	3.06	120	3.06
Chamera-III	62	283	2.00	57	2.20	62	4.20	119	4.20
Dhauliganga	75	282	1.10	31	1.45	41	2.56	72	2.56
Salal I&II	48	252	0.60	15	0.48	12	1.08	27	1.08
Tanakpur	21	103	1.70	17	1.15	12	2.85	29	2.85
Uri	96	497	1.05	52	0.81	40	1.85	92	1.85
Dulhasti	111	517	2.82	146	3.08	159	5.90	305	5.90
Sewa-II	35	137	1.89	26	2.34	32	4.23	58	4.23
Uri-II	25	111	4.98	55	1.75	19	6.73	75	6.73
	-	-	0.00	-	0.00	-	0.00	-	0.00
Parbati ST-III	104	383	1.41	54	3.18	122	4.59	176	4.59
Sub-Total NHPC	774	3292		527.01		601.79		1,128.80	3.43
NAPP	167	937	0.00	-	2.79	262	2.79	262	2.79
RAPP #3&4	80	604	0.00	-	3.12	189	3.12	189	3.12
RAPP#5&6	115	802	0.00	-	3.86	310	3.86	310	3.86
Sub-Total NPCIL	362	2343				760.01		760.01	3.24
NATHPA JHAKRI HPS	288	1,387	1.60	222	1.46	203	3.06	425	3.06
TALA POWER	45	181	0.00	-	2.47	45	2.47	45	2.47
Koteshwar	173	570	2.02	115	2.20	125	4.22	240	4.22
Srinagar	290	519	3.02	157	0.00	-	3.02	157	3.02
Sasan	495	2,081	0.18	37	1.29	269	1.47	306	1.47
Teesta St-III	-	-	0.00	-	0.00	-	0.00	-	0.00
Karcham-Wangtoo	200	158	0.00	-	4.00	63	4.00	63	4.00
VISHNUPRAYAG	352	1,623	1.01	164	1.40	227	2.41	391	2.41
TEHRI STAGE-I	419	1,811	1.88	340	2.58	467	4.46	808	4.46
Rosa Power Project	600	4,066	1.70	690	4.33	1,759	6.02	2,449	6.02
Rosa Power Project	600	4,066	1.70	690	4.33	1,759	6.02	2,449	6.02
Bara	1,188	1,115	0.00	-	3.20	357	3.20	357	3.20
Anpara 'C'	1,100	7,015	1.19	834	2.71	1,900	3.90	2,733	3.90
IGSTPP, Jhajhjar	51	358	1.61	58	4.39	157	6.00	215	6.00
Bajaj Hindusthan	450	2,982	2.25	671	4.71	1,404	6.96	2,075	6.96
Lalitpur	1,782	8,022	1.40	1,123	1.98	1,588	3.38	2,711	3.38
Sub-Total IPP/JV	8032	35953		5100		10322		15423	4.289657
Captive and Cogen	-	2,865	0.00	-	4.90	1,403	4.90	1,403	4.90
Inter system exchange	-	4,416	0.00	-	5.04	2,224	5.04	2,224	5.04
Solar Energy	-	84	0.00	-	11.81	99	11.81	99	11.81
NVVN Coal Power	-	352	0.00	-	3.00	105	3.00	105	3.00
Sub-Total : Co-Generation	-	7717				3,831.24		3,831.24	4.96
Grand Total of Power	19753	108707		11693		30,360.9		42,053.61	3.87


Note: DVVNL procures power from UPPCL which is its holding company. The overall portfolio of power purchase at the UPPCL level is provided above

(रमेश कुमार)
मुख्य अभियन्ता (वा०)
केरको

Name of Distribution Licensee: Kanpur Electricity Supply Company Ltd.						Form No: F4b			
Energy Transmitted/wheeled through a particular transmission system, charges payable and other details									
S No.	Name of the transmission system	Capacity of the transmission system	Energy Wheeled through the transmission system	Maximum Demand imposed by the distribution licensee on the transmission system	Transmission capacity aloted to the distribution licensee	Transmission charges	Other charges	Total Charges	Transmissi on charges/unit
			(MU)	MW	MW	Rs. In Cr.	Rs. In Cr.	Rs. In Cr.	Rs. In Cr.
1	UPPTCL	FY 2013-14	3,554.39			47.98	-	47.98	0.135
2	UPPTCL	FY 2014-15	3,729.09			66.64	-	66.64	0.179
3	UPPTCL	FY 2015-16	3,963.63			77.84	-	77.84	0.196
4									
5									
6									
7									
8									
9									

(रमेश कुमार)
मुख्य अभियन्ता (वा०)
के.स्को

Name of Distribution Licensee: Kanpur Electricity Supply Company Ltd.		Form No: F5				
Repair & Maintenance Expenditure						
S No.	Particulars	FY 2012-13	FY 2012-13	FY 2013-14	FY 2014-15	FY 2015-16
		Audited	True-Up	Provisional Accounts	Revised Estimates	ARR
1	Plant and Machinery	19.22	19.22	21.62	22.51	23.43
2	Building	3.93	3.93	7.13	4.60	4.79
3	Civil Works	0.10	0.10	0.11	0.12	0.12
4	Hydraulic Works					
5	Transformers					
6	Lines, Cables Net Works etc.	11.91	11.91	16.74	13.95	14.52
7	Vehicles					
8	Furniture and Fixtures					
9	Office Equipments					
10	Transportation					
11	Sub station maintenance by private agencies					
12	Any other items (Capitalisation)					
	Additional R&M(@2.5% of incremental GFA)				0.19	0.36
	Total	35.16	35.16	45.60	41.36	43.22


 (रमेश कुमार)
 मुख्य अभियन्ता (वा०)
 कोल्को

Name of Distribution Licensee: Kanpur Electricity Supply Company

Employee Cost and Provisions

Form No: F6a

S.No	Particulars	FY 2012-13	FY 2012-13	FY 2013-14	FY 2014-15	FY 2015-16
		Audited	True-Up	Provisional Accounts	Revised Estimates	ARR
1	Salaries	86.68	86.68	87.71	101.51	105.67
2	Dearness Allowance					
3	Other Allowances & Relief					
4	Bonus/Exgratia					
5	Medical Expenses Reimbursement					
6	Leave Travel Assistance					
7	Earned Leave Encashment					
8	Compensation					
9	Staff Welfare Expenses	1.40	1.40	1.16	1.64	1.71
10	Pension and gratuity	14.19	14.19	14.56	16.61	17.30
11	Other Terminal benefits					
12	Expenditure on trust					
13	Any other employee expenses					
14	Arrear of Pay Commission/Time Scale					
15	Additional employee Expenses(@2.5% of incremental GFA)				0.47	0.90
	Grand Total	102.26	102.26	103.42	120.23	125.57
	Employee expenses capitalized	1.21	1.21	1.07	18.03	18.84
	Net employee expenses	101.05	101.05	102.36	102.20	106.73

(रमेश कुमार)
मुख्य अभियन्ता (वा०)
के.ए.सी.

Administration & General Expenses

S.No.	Particulars	FY 2012-13	FY 2012-13	FY 2013-14	FY 2014-15	FY 2015-16
		Audited	True-Up	Provisional Accounts	Revised Estimates	ARR
A)	Administration Expenses					
1	Rent rates and taxes (Other than all taxes on income and profit)	1.40	1.40	1.55	1.64	1.71
2	Insurance of employees, assets, legal liability	0.07	0.07	0.05	0.08	0.08
3	Revenue Stamp Expenses Account					
4	Telephone, Postage, Telegram, Internet Charges	0.38	0.38	0.41	0.45	0.47
5	Incentive & Award To Employees/Outsiders					
6	Consultancy Charges				-	-
7	Travelling	1.18	1.18	0.08	1.39	1.44
8	Technical Fees				-	-
9	Other Professional Charges	1.63	1.63	2.16	1.91	1.99
10	Conveyance And Travel (vehicle hiring, running)					
11	UPERC License fee				-	-
12	Plant And Machinery (for administrative use)					
13	Security / Service Charges Paid To Outside Agencies	8.27	8.27	12.02	9.68	10.08
14	Other Regulatory Expenses					
15	IT related expenses					
	Sub-Total of Administrative Expenses	12.94	12.94	16.27	15.15	15.77
B)	Other Charges					
1	Fee And Subscriptions (Books And Periodicals)	0.69	0.69	0.76	0.81	0.84
2	Printing And Stationery	0.43	0.43	0.51	0.51	0.53
3	Advertisement Expenses	0.47	0.47	0.47	0.55	0.57
4	Contributions/Donations To Outside Institute / Association					
5	Electricity Charges To Offices				-	-
6	Water Charges				-	-
7	Consultancy expenses /Any Study related expenses					
8	Miscellaneous Expenses	0.67	0.67	0.99	0.79	0.82
9	Expenses on Public Interaction Program				-	-
10	Any Other expenses	25.53	25.53	30.89	29.90	31.12
	Sub-Total of other charges	27.80	27.80	33.62	32.55	33.89
C)	Legal Charges					
D)	Auditor'S Fee	0.02	0.02	0.05	0.03	0.03
E)	Frieght - Material Related Expenses					
F)	Other Departmental Charges					
	Additional A&G expenses(@2.5% of incremental GFA)				0.16	0.31
G)	Total Charges	40.75	40.75	49.94	47.89	49.99
H)	Expenses capitalized	0.02	0.02	0.02	7.18	7.50
I)	Net Administrative and General expenses	40.73	40.73	49.92	40.71	42.49

(रमेश कुमार)
मुख्य अभियन्ता (वा०)
के.स्को

		Name of Distribution Licensee: Kanpur Electricity Supply Company Ltd.											
		Fixed Assets and Provision for Depreciation											
Sl.No	Particulars	FY 2012-13											
		Gross Fixed Assets				Provision For Depreciation				Net Fixed Assets			
		At Begning of Year	Addition During Year	Adjustments & Deduction	At End of Year	Rate of Depreciation	At Begning of Year	Addition During Year	Adjustments & Deduction	At End of Year	At The begning of Year	At the End of Year	
1	Land & Land rights												
	a. Unclassified												
	b. Free hold land												
2	Buildings												
3	Other civil works												
4	Plant and machinery												
5	Transmission and Distribution system (Lines, cable network etc.)												
6	Meters and other Metering Equipment												
7	Communication equipment												
8	Vehicles												
9	Furniture and fixtures												
10	Office equipments												
11	Intangible Assets												
	a. Computer Software												
	b. Investment in capacity argumentation												
	c. Others												
12	Assets taken over & pending final valuation												
13	Transfer Schemes												
	Total (1 to 13)	562.87	20.40	-	583.27	0.48%		27.28					
	Less; Dep on Assets Capitalized through Consumer Contribution							9.17					
	Net Depreciation							18.11					

(रमेश कुमार)
मुख्य अभियन्ता (वा०)
के.स्को

Name of Distribution Licensee: Kanpur Electricity Supply Company Ltd.												
Fixed Assets and Provision for Depreciation											Form No: FS	
Sl.No	Particulars	FY 2013-14										
		Gross Fixed Assets				Provision For Depreciation					Net Fixed Assets	
		At Begning of Year	Addition During Year	Adjustments & Deduction	At End of Year	Rate of Depreciation	At Begning of Year	Addition During Year	Adjustments & Deduction	At End of Year	At The begning of Year	At the End of Year
1	Land & Land rights											
	a. Unclassified											
	b. Free hold land											
2	Buildings											
3	Other civil works											
4	Plant and machinery											
5	Transmission and Distribution system (Lines, cable network etc.)											
6	Meters and other Metering Equipment											
7	Communication equipment											
8	Vehicles											
9	Furniture and fixtures											
10	Office equipments											
11	Intangible Assets											
	a. Computer Software											
	b. Investment in capacity argumentation											
	c. Others											
12	Assets taken over & pending final valuation											
13	Transfer Schemes											
	Total (1 to 13)	583.27	32.75	-	616.02	0.78%		47.01				
	Less; Dep on Assets Capitalized through Consumer Contribution							10.22				
	Net Depreciation							36.80				

(रमेश कुमार)
मुख्य अभियन्ता (वा०)
केस्को

		Name of Distribution Licensee: Kanpur Electricity Supply Company Ltd.										
		Fixed Assets and Provision for Depreciation					Form No: F8					
Sl.No	Particulars	FY 2014-15										
		Gross Fixed Assets				Provision For Depreciation				Net Fixed Assets		
		At Begning of Year	Addition During Year	Adjustments & Deduction	At End of Year	Rate of Depreciation	At Begning of Year	Addition During Year	Adjustments & Deduction	At End of Year	At The begning of Year	At the End of Year
1	Land & Land rights											
	a. Unclassified											
	b. Free hold land											
2	Buildings											
3	Other civil works											
4	Plant and machinery											
5	Transmission and Distribution system (Lines, cable network etc.)											
6	Meters and other Metering Equipment											
7	Communication equipment											
8	Vehicles											
9	Furniture and fixtures											
10	Office equipments											
11	Intangible Assets											
	a. Computer Software											
	b. Investment in capacity argumentation											
	c. Others											
12	Assets taken over & pending final valuation											
13	Transfer Schemes											
	Total (1 to 13)	616.02	28.50	-	644.52	0.78%		49.41				
	Less: Dep on Assets Capitalized through Consumer Contribution							18.04				
	Net Depreciation							31.37				

(रमेश कुमार)
मुख्य अभियन्ता (वा०)
केस्को

Name of Distribution Licensee: Kanpur Electricity Supply Company Ltd.											
Fixed Assets and Provision for Depreciation										Form No: FS	
Sl.No	Particulars	FY 2015-16									
		Gross Fixed Assets				Provision For Depreciation				Net Fixed Assets	
		At Begning of Year	Addition During Year	Adjustments & Deduction	At End of Year	Rate of Depreciation	At Begning of Year	Addition During Year	Adjustments & Deduction	At End of Year	At The begning of Year
1	Land & Land rights										
	a. Unclassified										
	b. Free hold land										
2	Buildings										
3	Other civil works										
4	Plant and machinery										
5	Transmission and Distribution system (Lines, cable network etc.)										
6	Meters and other Metering Equipment										
7	Communication equipment										
8	Vehicles										
9	Furniture and fixtures										
10	Office equipments										
11	Intangible Assets										
	a. Computer Software										
	b. Investment in capacity argumentation										
	c. Others										
12	Assets taken over & pending final valuation										
13	Transfer Schemes										
	Total (1 to 13)	644.52	39.47	-	683.98	0.78%	52.08				
	Less: Dep on Assets Capitalized through Consumer Contribution						19.02				
	Net Depreciation						33.06				

(रमेश कुमार)
मुद्रय अभियन्ता (वा०)
केस्को

Name of Distribution Licensee: Kanpur Electricity Supply Company Ltd.		Form F-9				
Interest & Finance Charges						
S.No	Particulars	FY 2012-13	FY 2012-13	FY 2013-14	FY 2014-15	FY 2015-16
		Audited	True-Up	Provisional Accounts	Revised Estimates	ARR
A	Interest and Finance Charges on Long Term Loans / Credits from the FIs/banks/organisations approved by the State Government					
	Interest on Long Term Loans	186.88	0.34	294.34	-	-
	Interest on Working Capital	0.00	13.34	0.00	25.69	27.90
	Total Interest Charges	186.88	13.68	294.34	25.69	27.90
	Finance Charges					
	Interest to Consumers	7.90	7.90	8.10	9.62	10.05
	Bank Charges	0.00	0.00	0.00	0.00	0.00
	Discount to Consumers	-	-	-	-	-
	Finance Charges/Guarantee fees	-	-	-	-	-
	Total Finance Charges	7.90	7.90	8.10	9.62	10.05
	Gross Interest and Finance Charges	194.79	21.59	302.44	35.30	37.95
	IDC	-	-	-	-	-
	Net Interest and Finance Charges	194.79	21.59	302.44	35.30	37.95

✓
(रमेश कुमार)
मुख्य अभियन्ता (वा०)
केएलसी

Name of Distribution Licensee: Kanpur Electricity Supply Company Ltd.						
Domestic loans, bonds and financial leasing (Normative Loans)						Form No: F9 (a)
Particulars	Opening Balance at the beginning as on April 1, 2012	Amount received during the year	Principal repayment during the year	Interest		Closing Balances as on March 31, 2013
In Rs Crore	Amt Rs. Cr	Amt Rs. Cr	Amt Rs. Cr	Amt Rs. Cr	Rate %	Amt Rs. Cr
Long Term Loans						
Go UP (T/Scheme)						
Go UP-APDRP						
Go UP World Bank						
UPSIDCL						
Hudco						
REC (T/Scheme)						
PFC (Transfer Scheme)						
REC (APDRP)						
REC (Bridge Loan)						
PFC (T/Scheme)						
PFC (R-APDRP)						
PFC (Business Plan)						
REC (Sub Station Loan)						
REC (ABC Loan)						
PFC (R-APDRP Part B)						
Interest Accrued but not due						
REC (WC)						
REC (Transfer S)						
Bank Loans (FRP)						
PFC						
REC						
Noida+ Mandi Parishad						
Total	5.08	-	18.11	0.34	13.55%	-13.03

(रमेश कुमार)
मुख्य अभियन्ता (वा०)
केस्कॉ

Name of Distribution Licensee: Kanpur Electricity Supply Company Ltd.						
Domestic loans, bonds and financial leasing (Normative Loans)						Form No: F9 (a)
Particulars	Opening Balance at the beginning as on April 1, 2013	Amount received during the year	Principal repayment during the year	Interest		Closing Balances as on March 31, 2014
In Rs Crore	Amt Rs. Cr	Amt Rs. Cr	Amt Rs. Cr	Amt Rs. Cr	Rate %	Amt Rs. Cr
Long Term Loans						
Go UP (T/Scheme)						
Go UP-APDRP						
Go UP World Bank						
UPSIDCL						
Hudco						
REC (T/Scheme)						
PFC (Transfer Scheme)						
REC (APDRP)						
REC (Bridge Loan)						
PFC (T/Scheme)						
PFC (R-APDRP)						
PFC (Business Plan)						
REC (Sub Station Loan)						
REC (ABC Loan)						
PFC (R-APDRP Part B)						
Interest Accrued but not due						
REC (WC)						
REC (Transfer S)						
Bank Loans (FRP)						
PFC						
REC						
Noida+ Mandi Parishad						
Total		-13.03				

(रमेश कुमार)
मुख्य अभियन्ता (वा०)
केस्को

Name of Distribution Licensee: Kanpur Electricity Supply Company Ltd.						
Domestic loans, bonds and financial leasing (Normative Loans)						Form No: F9 (a)
Particulars	Opening Balance at the beginning as on April 1, 2014	Amount received during the year	Principal repayment during the year	Interest		Closing Balances as on March 31, 2015
				Amt Rs. Cr	Rate %	
In Rs Crore	Amt Rs. Cr	Amt Rs. Cr	Amt Rs. Cr	Amt Rs. Cr	Rate %	Amt Rs. Cr
Long Term Loans						
Go UP (T/Scheme)						
Go UP-APDRP						
Go UP World Bank						
UPSIDCL						
Hudco						
REC (T/Scheme)						
PFC (Transfer Scheme)						
REC (APDRP)						
REC (Bridge Loan)						
PFC (T/Scheme)						
PFC (R-APDRP)						
PFC (Business Plan)						
REC (Sub Station Loan)						
REC (ABC Loan)						
PFC (R-APDRP Part B)						
Interest Accrued but not due						
REC (WC)						
REC (Transfer S)						
Bank Loans (FRP)						
PFC						
REC						
Noida+ Mandi Parishad						
Total	-	12.59	31.37	-	12.86%	-18.78

(रमेश कुमार)
मुख्य अधियन्ता (वा०)
केस्क्रे

Name of Distribution Licensee: Kanpur Electricity Supply Company Ltd.						
Domestic loans, bonds and financial leasing (Normative Loans)						Form No: F9 (a)
Particulars	Opening Balance at the beginning as on April 1, 2015	Amount received during the year	Principal repayment during the year	Interest		Closing Balances as on March 31, 2016
In Rs Crore	Amt Rs. Cr	Amt Rs. Cr	Amt Rs. Cr	Amt Rs. Cr	Rate %	Amt Rs. Cr
Long Term Loans						
Go UP (T/Scheme)						
Go UP-APDRP						
Go UP World Bank						
UPSIDCL						
Hudco						
REC (T/Scheme)						
PFC (Transfer Scheme)						
REC (APDRP)						
REC (Bridge Loan)						
PFC (T/Scheme)						
PFC (R-APDRP)						
PFC (Business Plan)						
REC (Sub Station Loan)						
REC (ABC Loan)						
PFC (R-APDRP Part B)						
Interest Accrued but not due						
REC (WC)						
REC (Transfer S)						
Bank Loans (FRP)						
PFC						
REC						
Noida+ Mandi Parishad						
Total	-18.78	17.61	33.06	-	12.86%	-34.24

(रमेश कुमार)
मुख्य अभियन्ता (सि.प.)
के.स.प.

Sl.No.	Particulars	FY 2012-13	FY 2012-13	FY 2013-14	FY 2014-15	FY 2015-16
		Audited	True-Up	Provisional Accounts	Revised Estimates	ARR
1	Interest & Finance charges Capitalised	-	-	-	-	-
2	Other expenses capitalised:					
	a. Employee expenses	1.21	1.21	1.07	18.03	18.84
	b. R&M Expenses					
	c. A&G Expenses	0.02	0.02	0.02	7.18	7.50
	d. Others, if any					
	Total of 2	1.23	1.23	1.09	25.22	26.33
	Grand Total	1.23	1.23	1.09	25.22	26.33

(रमेश कुमार)
मुख्य अभियन्ता (वा०)
केस्को

Name of Distribution Licensee: Kanpur Electricity Supply Company Ltd.						
Debits, Write-offs and any other items					Form-11	
Sl.No.	Particulars	FY 2012-13	FY 2012-13	FY 2013-14	FY 2014-15	FY 2015-16
		Audited	True-Up	Provisional Accounts	Revised Estimates	ARR
1	Material Cost Variance					
2	Miscellaneous Losses And Write Off					
3	Bad Debt Written Off/Provided For	140.06	22.91	11.38	36.15	38.79
4	Cost Of Trading & Manufacturing Activities					
5	Net Prior Period Credit/Charges	-21.11	0.00	4.12	0.00	0.00
6	Sub-Total	118.95	22.91	15.50	36.15	38.79
7	Less Chargeable To Capital Expense					
	Net Chargeable To Revenue	118.95	22.91	15.50	36.15	38.79

(रमेश कुमार)
मुख्य अभियन्ता (वा०)
कैम्को

Name of Distribution Licensee: Kanpur Electricity Supply Company Ltd.

Statement of Sundry Debtors and provision for Bad & Doubtful Debts

Form No: F12

Sl.No.	Particulars	FY 2012-13	FY 2013-14	FY 2014-15	FY 2015-16
		True-Up	Provisional Accounts	Revised Estimates	ARR
1	Receivable from customers as at the beginning of the year	3,140.91	4,080.82	4,539.97	4,811.09
2	Revenue billed for the year	1,145.72	1,545.24	1,807.44	1,939.50
3	Collection for the year	205.80	1,086.09	1,536.33	1,648.57
	Against current dues				
	Against arrears upto previous year				
4	Gross receivable from customers as at the end of the year	4,080.82	4,539.97	4,811.09	5,102.02
5	Receivables against permanently disconnected consumers				
6	Receivables(4-5)	1,145.72	1,545.24	1,807.44	1,939.50
7	% of provision	2.00%	2.00%	2.00%	2.00%
8	Provision for bad and doubtful debts	22.91	11.38	36.15	38.79

(रमेश कुमार)
मुख्य अभियन्ता (वा.व.)
कानपुर

Name of Distribution Licensee: Kanpur Electricity Supply Company Ltd.

Extraordinary Items

Form No: F13

Sl.No.	Particulars	FY 2012-13	FY 2012-13	FY 2013-14	FY 2014-15	FY 2015-16
		Audited	True-Up	Provisional Accounts	Revised Estimates	ARR
1	Extraordinary Credits					
	subsidies against losses due to natural disasters					
	TOTAL CREDITS					
2	Extraordinary Debits					
	subsidies against losses due to natural disasters					
	TOTAL DEBITS					
	Grand Total					

(रमेश कुमार)
 (Signature)
 (Date)

Name of Distribution Licensee: Kanpur Electricity Supply Company Ltd.

Net Prior Period Expenses / Income

Form No: F14

Sl.No.	Particulars	FY 2012-13	FY 2012-13	FY 2013-14	FY 2014-15	FY 2015-16
		Audited	True-Up	Provisional Accounts	Revised Estimates	ARR
A	Income relating to previous years:					
1	Interest income for prior periods					
2	Income Tax prior period					
3	Excess Provision for Depreciation	1.84		-		
4	Excess Provision for Interest and Fin. Charges	0.00		-		
5	Receipts from consumers					
6	Transmission Charges	20.16		-		
7	Others	0.73		-		
	Sub-Total A	22.73	0.00	0.00	0.00	0.00
B	Expenditure relating to previous years					
1	Power Purchase					
2	Operating Expenses	0.53		-		
3	Excise Duty on generation					
4	Employee Cost	0.68		1.90		
5	Depreciation	-		-		
6	Interest and Finance Charges	0.04		-		
7	Admn. Expenses	-		-		
8	Withdrawal of Revenue Demand					
9	Material Related					
10	Others	0.37		2.22		
	Sub-Total B	1.63	0.00	4.12	0.00	0.00
	Net prior period Credit/(Charges) : A-B	-21.11	0.00	4.12	0.00	0.00


 (रमेश कुमार)
 मुख्य अभियन्ता (वा०)
 केस्को

Name of Distribution Licensee: Kanpur Electricity Supply Company Ltd.

Contributions, Grants and subsidies towards Cost of Capital Assets

Form No: F15

SI No	Particulars	Previous Year			Current Year		Ensuing Year	
		Balance at the beginning of the year	Net Additions during the Year	Balance at the end of the Year	Net Additions during the Year	Balance at the end of the Year	Net Additions during the Year	Balance at the end of the Year
1	Consumer Contribution Towards Cost Of Capital Assets (Net)	215.53	(64.93)	150.59	(14.87)	135.72	(14.58)	121.15
2	Consumer Contribution towards Metering Systems							
3	Others							
	Sub-Total	215.53	(64.93)	150.59	(14.87)	135.72	(14.58)	121.15
4	Subsidies Towards Cost Of Capital Asset							
5	Grant Towards Cost Of Capital Assets							
6	Others							
	Sub-Total							
	Total	215.53	(64.93)	150.59	(14.87)	135.72	(14.58)	121.15

(रमेश कुमार)
मुख्य अभियन्ता (वा०)
के.के.के.

Name of Distribution Licensee: Kanpur Electricity Supply Company Ltd.

Statement of Assets Not in Use

Form No: F17

Sl. No.	Financial Year*	Date of Acquisition/Installation	Historical Cost/Cost of Acquisition	Date of withdrawal operations	Accumulated Depreciation on date of withdrawal	Written down value on date of withdrawal
		NIL				

*Note:- Information to be provided for Previous Year, Current Year & Ensuing Year

(रमेश कुमार)
मुख्य अभियंता (वा०)
के.सी.पी.

Name of Distribution Licensee: Kanpur Electricity Supply Company Ltd.

Current Assets & Liabilities

Form No: F19

Sl.No	Particulars	FY 2012-13	FY 2013-14	FY 2014-15	FY 2015-16
A	Current Assets, Loans and Advances				
	Sundry Debtors				
	Inventories				
	Cash and Bank Balances				
	Loans and Advances				
	Other current assets				
B	Current Liabilities and Provisions				
	Sundry Creditors				
	Provisions				
	Other Current Liabilities				
C	NET CURRENT ASSETS (A - B)				

The Hon'ble Commission in the True up Order for FY 2008-09 to FY 2011-12 dated 01st October, 2014 had adopted a normative tariff approach towards capital structure. This entailed that regulatory balances towards equity, GFA, accumulated depreciation, loans, etc would be different from financial statements. Hence, Forms S2, S3 and F19 have become infrutuous as they would not match with financial statements. Considering the above, the Licensee seeks waiver from filing the Form Nos S2, S3 and F19.

(रमेश कुमार)
मुख्य अभियन्ता (वा०)
केस्की

Name of Distribution Licensee: Kanpur Electricity Supply Company Ltd.
Capital Investment Plan for FY 2014-15

Description	Qty	Additional Form Capital Expenditure			Total
		Loans	Equity / Internal Accruals	Deposit Works	
Capacity enhancement works at 33/11 kV Substations	5 Nos.	0.60	0.26		0.85
System Improvement Works at 33 kV Lines/Substations	7 Nos.	0.64	0.28		0.92
System Improvement Works at 11 kV Lines and 11/0.4 kV S/s	216 Jobs	1.07	0.46		1.53
Replacement of damaged 33 kV switchgears with new switchgears	15 Nos.	0.28	0.12		0.40
Replacement of Old Single Phase Meters	40000 Nos.	1.01	0.43		1.44
Purchase of mobile transformer trolley -6.6./0.4 kV 400 KVA	10 Nos.	0.11	0.05		0.16
Replacement of existing 11/6.6 kV underground cables with new 11/6.6 kV overhead line	10 KM	0.15	0.06		0.22
Installation of Distribution Transformers	400 Nos.	3.83	1.64		5.48
Replacement of Poles, LT Lines, etc	1160 Jobs.	0.23	0.10		0.33
Earthing works, GI piping works for protection of Transformers, Other Misc Works	Various Jobs	0.25	0.11		0.36
Construction of 33/11 kV Sub-stations	4 Nos	1.90	0.81		2.71
Construction of 33 kV Overhead line	15 KM	0.57	0.24		0.81
Construction of 33 kV Underground line	10 KM	1.26	0.54		1.80
Construction of 11 kV Overhead line	10 KM	0.15	0.06		0.22
Construction of 11 kV Underground line	6 KM	0.53	0.23		0.76
Deposit Works	NA	2.22	0.95	3.17	3.17
Total		14.81	6.35	3.17	21.15

(रमेश कुमार)
मुख्य अभियन्ता (वा.)
कॉम्पनी

Name of Distribution Licensee: Kanpur Electricity Supply Company Ltd.
Capital Investment Plan for FY 2015-16

Additional Form

Description	Qty	Capital Expenditure			Total
		Loans	Equity / Internal Accruals	Deposit Works	
Capacity Enhancement/Construction of 33/11 kV Sub-stations	2 Nos	0.28	0.12		0.40
Replacement of Damaged 33kV Breakers	5 Nos	0.09	0.04		0.12
Replacement of Damaged 11kV Incoming/Outgoing/Bus-Couplers with Breakers	10 Nos	0.12	0.05		0.18
Installation of 250 KVA and 400 KVA transformers	00 KVA; 64 - 250	0.94	0.40		1.34
Capacity enhancement of distribution transformers from 250KVA to 400 KVA	34 Nos	0.31	0.13		0.45
Installation of Aerial Bunch Conductor	250 Kms	4.29	1.84		6.13
Replacement of Old Conductors	19 Kms	0.29	0.13		0.42
Replacement of Old Poles	770 Nos	0.31	0.13		0.44
Replacement of 33kV Line	11.45 kms	1.53	0.66		2.18
Construction of 33 KV Overhead Line	4 kms	0.29	0.13		0.42
Construction of 33 kV underground line	10 Kms	2.64	1.13		3.77
Construction of 11 kV Overhead line	17 kms	0.47	0.20		0.68
Replacement of 11Kv cables/underground cables	27.5 Kms	1.24	0.53		1.77
Plinth works and Fencing Works of Transformers	140 Nos	0.30	0.13		0.43
Guarding of 33kV and 11kV S/S	20 Kms	0.11	0.05		0.15
Replacement & Installation of Meters	42000 Nos	1.50	0.64		2.15
Installation of 3 phase meters	3500 Nos	0.50	0.22		0.72
Checking of Meters	50000 Nos	0.50	0.21		0.72
Double Metering of Consumers	0	0.00	0.00		0.00
(a) LT Meters	1000 Nos	0.50	0.21		0.72
(b) HT Meters	171 Nos	0.36	0.15		0.52
Purchase and Installation of L.P.R	1500 Nos	0.10	0.04		0.14
Investment on the new Online Billing Centers	5 Nos	0.10	0.04		0.14
System Improvement	NA	0.82	0.35		1.18
Deposit Works	NA	0.00	0.00	4.44	4.44
Total		17.61	7.55	4.44	29.59

(रमेश कुमार)
मुख्य अभियन्ता (दा.)
के.एस.पी.

Name of Distribution Licensee: Kanpur Electricity Supply Company Ltd.

Capital Formation During FY 2013-14

Additional Form

Detail	Balance 31-Mar-13	Investments	Cap interest	Cap expenses	To GFA	Depreciation	Balance 31-Mar-14
	(1)	(2)	(3)	(4)	(5)	(6)	(7)
Gross Fixed Assets	583.3	32.8	-			0.78%	616.0
Depreciation							47.0
Work in Progress	44.1	12.5	1.1	0.0	32.8		24.9

(रमेश कुमार)
मुख्य अभियन्ता (ग्रान्)
देवको

Name of Distribution Licensee: Kanpur Electricity Supply Company Ltd.

Capital Formation During FY 2014-15

Additional Form

Detail	Balance 31-Mar-14	Invest-ments	Cap interest	Cap expenses	To GFA	Depreciation	Balance 31-Mar-15
	(1)	(2)	(3)	(4)	(5)	(6)	(7)
Gross Fixed Assets	616.0	28.5				0.78%	644.5
Depreciation							49.4
Work in Progress	24.9	21.2	18.0	7.2	28.5		42.7

(रमेश कुमार)
मुख्य जम्बियन्ता (वा०)
केस्को

Name of Distribution Licensee: Kanpur Electricity Supply Company Ltd.							
Capital Formation During FY 2015-16							Additional Form
Detail	Balance 31-Mar-15	Invest-ments	Cap interest	Cap expenses	To GFA	Depreciation	Balance 31-Mar-16
	(1)	(2)	(3)	(4)	(5)	(6)	(7)
Gross Fixed Assets	644.52	39.47				0.78%	684.0
Depreciation							52.1
Work in Progress	42.7	29.6	18.8	7.5	39.5		59.2

१६
 (रमेश कुमार)
 मुख्य अभियन्ता (वा०)
 केस्को

Name of Distribution Licensee: Kanpur Electricity Supply Company Ltd.

Revenue Assesment, Sales & Through Rate : FY 2014-15

Form No: T3

Consumer Category	Assessment Revenue	Electricity Sales	Through Rate
	Rs. Cr	MU	Rs./kWh
LMV-1: Domestic Light, Fan & Power	779.53	1,342.55	5.81
(a) Consumer getting supply as per "Rural Schedule"	-	-	-
(b) Supply at Single Point for Bulk Loads	-	-	-
(c) Other Metered Domestic Consumers	779.53	1,342.55	5.81
(d) Life Line Consumers	-	-	-
LMV-2: Non Domestic Light, Fan & Power	221.45	258.90	8.55
(a) Non-Domestic (Rural)	-	-	-
(b) Private Advertisements/Sign Boards/Glow Signs/Flex	-	-	-
(c) Non-Domestic (Urban Metered)	221.45	258.90	8.55
LMV-3: Public Lamps	42.20	60.77	6.94
LMV-4: Institutions	34.69	47.73	7.27
(a) Public Institution	30.03	41.80	7.18
(b) Private Institution	4.67	5.92	7.88
LMV-5: Private Tube Wells	-	-	-
(a) Rural	-	-	-
(b) Urban	-	-	-
LMV 6: Small and Medium Power	264.71	369.94	7.16
LMV-7: Public Water Works	37.13	46.58	7.97
LMV-8: State Tubewells & Pumped Canals	-	-	-
LMV-9: Temporary Supply	-	-	-
LMV-10: Deptt. Empl. & Pensioners	5.28	16.18	3.26
HV-1: Non-Industrial Bulk Load	106.39	133.08	7.99
HV-2: Large & Heavy Power	316.05	422.06	7.49
HV-3: Railway Traction	-	-	-
HV-4: Lift Irrigation Works	-	-	-
Sub Total	1,807.44	2,697.79	6.70
Bulk & Extra State	-	-	-
DisCom	1,807.44	2,697.79	6.70

(रमेश कुमार)
मुख्य अभियन्ता (वा०)
केस्को

Name of Distribution Licensee: Kanpur Electricity Supply Company Ltd.			
Revenue Assessment, Sales & Through Rate : FY 2015-16			Form No: T3
Consumer Category	Assessment Revenue	Electricity Sales	Through Rate
	Rs. Cr	MU	Rs./kWh
LMV-1: Domestic Light, Fan & Power	847.72	1,458.07	5.81
(a) Consumer getting supply as per "Rural Schedule"	-	-	-
(b) Supply at Single Point for Bulk Loads	-	-	-
(c) Other Metered Domestic Consumers	847.72	1,458.07	5.81
(d) Life Line Consumers	-	-	-
LMV-2: Non Domestic Light, Fan & Power	228.78	267.92	8.54
(a) Non-Domestic (Rural)	-	-	-
(b) Private Advertisements/Sign Boards/Glow Signs/Flex	-	-	-
(c) Non-Domestic (Urban Metered)	228.78	267.92	8.54
LMV-3: Public Lamps	42.20	60.77	6.94
LMV-4: Institutions	37.29	51.41	7.25
(a) Public Institution	32.24	44.97	7.17
(b) Private Institution	5.05	6.43	7.86
LMV-5: Private Tube Wells	-	-	-
LMV 6: Small and Medium Power	311.21	440.87	7.06
LMV-7: Public Water Works	37.50	47.05	7.97
LMV-8: State Tubewells & Pumped Canals	-	-	-
LMV-9: Temporary Supply	-	-	-
LMV-10: Deptt. Empl. & Pensioners	5.28	16.66	3.17
HV-1: Non-Industrial Bulk Load	108.16	135.25	8.00
HV-2: Large & Heavy Power	321.36	429.11	7.49
HV-3: Railway Traction	-	-	-
HV-4: Lift Irrigation Works	-	-	-
Sub Total	1,939.50	2,907.10	6.72
Bulk & Extra State	-	-	-
KESCO DisCom	1,939.50	2,907.10	6.72

§
 (रमेश कुमार)
 मुख्य अभियन्ता (वा०)
 केस्को

Name of Distribution Licensee - Kanpur Electricity Supply Company Limited

Revenue Arrears and Age-wise Analysis - PREVIOUS YEAR 2012-13

Form No: PI

S.No.	Particulars	Arrears at the beginning of the year	Billed during the year	Realised during the year	Arrears at the end of year	Percentage increase (+) Decrease (-)	Age-wise Analysis (Months)				NOTES:	
							Upto 6 Months	6-12 Months	12-24 Months	24-36 Months		More than 3years
1	Sale of power within State											
2	Sale of power inter state											
3	Electricity duty											
4	Dues from permanently disconnected consumers having arrears more than 10 lacs											
5	Dues from permanently disconnected consumers having arrears less than 10 lacs											
6	Miscellaneous receipts from consumers											
7	Less provision for doubtful dues from consumers											
8	Total (1+2+3+4+5+6-7)	1,644	1,146	973	1,817		-	-	-	-	-	
9	Details of litigation/disputes having dues more than Rs.10 lacs											
10	Steps proposed to be taken to improve collection and to reduce the revenue arrears'											

Note: For arrears of 10 Lakh and above also provide consumer wise details

(रमेश कुमार)
मुख्य अभियन्ता (वा०)
केस्को

Name of Distribution Licensee - Kanpur Electricity Supply Company Limited

Revenue Arrears and Agewise Analysis - CURRENT YEAR 2013-14

Form No: P1

S.No.	Particulars	Arrears at the beginning of the year	Billed during the year	Realised during the year	Arrears at the end of year	Percentage increase (+) Decrease (-)	Age-wise Analysis (Months)					NOTES:
							Upto 6 Months	6-12 Months	12-24 Months	24-36 Months	More than 3years	
1	Sale of power within State											
2	Sale of power inter state											
3	Electricity duty											
4	Dues from permanently disconnected consumers having arrears more than 10 lacs											
5	Dues from permanently disconnected consumers having arrears less than 10 lacs											
6	Miscellaneous receipts from consumers											
7	Less provision for doubtful dues from consumers											
8	Total (1+2+3+4+5+6-7)	1,817	1,540	1,359	1,997		-	-	-	-	-	
9	Details of litigation/disputes having dues more than Rs.10 lacs											
10	Steps proposed to be taken to improve collection and to reduce the revenue arrears'											

(रमेश कुमार)
मुख्य अभियन्ता (वा०)
के.ए.सी.

Name of Distribution Licensee - Kanpur Electricity Supply Company Limited

Revenue Arrears of Government/ Local Bodies and Agewise Analysis - PREVIOUS YEAR 2012-13

Form No: PI(a)

S.No.	Particulars	Arrears at the beginning of the year	Billed during the year	Realised during the year	Arrears at the end of year	Percentage increase (+) Decrease (-)	Age-wise Analysis (Months)					NOTES:
							Upto 6 Months	6-12 Months	12-24 Months	24-36 Months	More than 3years	
1	Sale of power to the Government departments											
2	Electricity duty											
3	Provision of unbilled revenue											
4	Dues from permanently disconnected consumers having arrears more than 10 lacs											
5	Dues from permanently disconnected consumers having arrears less than 10 lacs											
6	Miscellaneous receipts from Govt.											
7	Less provision for doubtful dues from Govt.											
8	Total (1+2+3+4+5+6-7)	-	35.35	24.12	11.23							
9	Details of litigation/disputes having dues more than Rs.10 lacs											
10	Steps proposed to be taken to improve collection and to reduce the revenue arrears'											
	Note: Formats should be separately provided for Government and Local Bodies											

८३

(रमेश कुमार)
मुख्य अभियन्ता (दा०)
कैंपको

	S.No	Particulars	FY 2012-13	FY 2013-14	FY 2014-15
			Provisional Accounts	Revised Estimates	ARR
A	System Losses At 33 KV				
	1	Energy received into the system			
	2	Energy sold at this voltage level			
	3	Energy transmitted to the next (lower) voltage level			
	4	Energy Lost			
	5	Total Loss in the system (4/1)*100%			
B	Losses At 11 KV				
	1	Energy received into the system			
	2	Energy sold at this voltage level			
	3	Energy transmitted to the next (lower) voltage level			
	4	Energy Lost			
	5	Total Loss in the system (4/1)*100%			
C	LT System Losses				
	1	Energy received into the system			
	2	Energy sold at this voltage level			
	3	Energy Lost			
	4	Total Loss in the system (3/1)*100%			
D	Overall Losses				
	1	Energy In (A1)	3140.07	3768.53	4056.73
	2	Energy Out (A2+B2+C2+D2))	2153.76	2608.50	2832.96
	3	Total T&D Loss ((1-2)/1)*100%	31.41%	30.78%	30.17%

(रमेश कुमार)
मुख्य अभियन्ता (वा०)
केस्को

Name of Distribution Licensee - Kanpur Electricity Supply Company Limited

Voltage Profile

Form No: P4

Sl.No.	Particulars	First six months of PY		Last six months of the PY		For the CY		Corrective measures proposed
	Substation wise	Percentage of time		Percentage of time		Percentage of time		
	At 33 kv side of transformer (incoming point of 33 kv bus)	when voltage was		when voltage was		when voltage was		
	Include all feeders	below (9%)	above (6%)	below (9%)	above (6%)	below (9%)	above (6%)	
1	At no instance the voltage was above 6% of below 9% for any feeder. This is due to the specific demography of Kanpur city as the licensee caters supply to only the urban area. As the 33 kV feeding lines are not much long, the voltage drop across these lines is insignificant	Nil	Nil	Nil	Nil	Nil	Nil	

(रमेश कुमार)
मुख्य अभियन्ता (वा०)
केस्कॉ

Name of Distribution Licensee - Kanpur Electricity Supply Company Limited								
Transformer and line length details							Form No: P5	
Sl. No	Details	2010-11		2011-12		2012-13		Remarks
		Qty	Capacity MVA	Qty	Capacity MVA	Qty	Capacity MVA	
I	Number of Sub- Stations 33/11 KV	67	830	72	984	72	1007	
II	Number of Sub- Stations 11/0.4 KV							
III	Transformation Capacity	3323	942096	3603	1030225	3760	1110169	
	33/11 KV Transformers							
	11/0.4 KV Transformers							
	6.6/0.4KV Transformers							
III	No of Transformers	3323	942096	3603	1030225	3760	1110169	
	33/11 KV							
	11/0-4 KV							
IV	Number of Feeders							
	33 KV	123		123		123		
	11 KV	314		314		314		
	0.4 KV							
V	Line Length							
	1 33 KV	1220		1320		1340		
	2 11 KV	2351		2416		2466		
	3 0.4 KV							
VI	Capcitor Banks installed (Capacity in MVA)							

(रमेश कुमार)
मुख्य अभियन्ता (वि.०)
कानपुर

Name of Distribution Licensee - Kanpur Electricity Supply Company Limited

Failure of Transformers

Form No: P7

PREVIOUS YEAR 2010-11

Sl.No.	Name of Division	1000 KVA	630 KVA	400 KVA	250 KVA	160 KVA	100 KVA	63 KVA	25 KVA	Total
1	Electricity House	0	17	128	41	8	30	9	8	241
2	Zareeb Chowki	0	8	56	13	2	4	0	2	85
3	Aloo Mandi	0	6	17	14	0	2	0	1	40
4	Phool Bagh	0	9	46	5	0	1	0	1	62
5	Nawab Ganj	1	1	20	11	1	2	1	0	37
Total of Circle-I		1	41	267	84	11	39	10	12	465
6	Gumti	0	5	11	6	1	1	0	0	24
7	Dada Nagar	0	3	17	24	2	6	1	4	57
8	Ratan Pur	0	0	15	11	1	1	1	0	29
9	Govind Nagar	0	5	48	16	0	4	0	0	73
10	World Bank Barra	0	6	28	5	0	0	0	0	39
Total of Circle-II		0	19	119	62	4	12	2	4	222
11	Naubasta	0	2	77	25	0	1	3	0	108
12	Kidwai Nagar	0	0	68	21	0	3	0	0	92
13	Harrish Ganj	0	0	24	14	1	1	1	2	43
14	Jajmau	0	7	32	10	1	3	1	0	54
15	Delhi Sujapur	0	3	40	20	0	4	3	0	70
Total of Circle-III		0	12	241	90	2	12	8	2	367
16	Kalyanpur	0	1	30	11	1	4	2	6	55
17	Sarvodaya Nagar	0	0	27	7	0	1	1	0	36
18	Vikas Nagar	0	0	0	2	1	2	2	6	13
Total of Circle-IV		0	1	57	20	2	7	5	12	104
Grand Total		1	73	684	256	19	70	25	30	1158

(रमेश कुमार)
मुख्य अभियन्ता (वा०)
केस्को

Name of Distribution Licensee - Kanpur Electricity Supply Company Limited

Failure of Transformers

Form No: P7

PREVIOUS YEAR 2010-11

Sl.No.	Name of Division	1000 KVA	630 KVA	400 KVA	250 KVA	160 KVA	100 KVA	63 KVA	25 KVA	Total
1	Electricity House	0	14	159	45	14	21	10	3	266
2	Zareeb Chowki	0	5	35	24	0	2	0	2	68
3	Aloo Mandi	0	3	64	39	2	1	0	0	109
4	Phool Bagh	0	3	44	8	0	1	0	1	57
5	Nawab Ganj	0	1	18	9	1	1	3	0	33
Total of Circle-I		0	26	320	125	17	26	13	6	533
6	Gumti	0	6	18	7	1	0	0	0	32
7	Dada Nagar	0	3	37	23	0	7	1	1	72
8	Ratan Pur	0	0	24	16	0	2	0	0	42
9	Govind Nagar	0	2	62	16	0	2	0	0	82
10	World Bank Barra	0	0	40	2	0	1	0	0	43
Total of Circle-II		0	11	181	64	1	12	1	1	271
11	Naubasta	0	2	65	21	0	1	0	1	90
12	Kidwai Nagar	0	5	75	26	6	3	0	0	115
13	Harrish Ganj	0	0	29	17	0	2	3	0	51
14	Jajmau	1	4	32	9	0	2	2	0	50
15	Delhi Sujapur	0	6	32	20	0	2	5	0	65
Total of Circle-III		1	17	233	93	6	10	10	1	371
16	Kalyanpur	0	0	29	14	0	0	2	1	46
17	Sarvodaya Nagar	0	2	24	10	0	0	0	0	36
18	Vikas Nagar	0	0	6	7	2	3	1	6	25
Total of Circle-IV		0	2	59	31	2	3	3	7	107
Grand Total		1	56	793	313	26	51	27	15	1282

(रमेश कुमार)
मुख्य अभियन्ता (वा०)
केस्को

Name of Distribution Licensee - Kanpur Electricity Supply Company Limited

Failure of Transformers


Form No: P7

PREVIOUS YEAR 2011-12

Sl.No.	Name of Division	1000 KVA	630 KVA	400 KVA	250 KVA	160 KVA	100 KVA	63 KVA	25 KVA	Total
1	Electricity House	0	4	128	39	14	14	8	1	208
2	Zareeb Chowki	2	3	37	8	0	2	0	0	52
3	Aloo Mandi	0	7	88	30	1	1	0	0	127
4	Phool Bagh	0	5	34	4	0	2	0	1	46
5	Nawab Ganj	0	1	20	13	2	3	2	0	41
Total of Circle-I		2	20	307	94	17	22	10	2	474
6	Gumti	0	2	16	5	1	2	0	0	26
7	Dada Nagar	0	2	34	23	2	6	2	4	73
8	Ratan Pur	0	0	17	11	0	2	1	0	31
9	Govind Nagar	0	3	70	27	0	4	2	1	107
10	World Bank Barra	0	1	19	6	0	1	1	0	28
Total of Circle-II		0	8	156	72	3	15	6	5	265
11	Naubasta	0	0	61	28	0	2	0	1	92
12	Kidwai Nagar	0	6	86	27	0	8	0	0	127
13	Harrish Ganj	1	2	36	15	2	1	1	1	59
14	Jajmau	1	7	29	17	0	4	0	0	58
15	Delhi Sujapur	0	0	42	20	1	4	0	0	67
Total of Circle-III		2	15	254	107	3	19	1	2	403
16	Kalyanpur	0	1	33	13	0	0	0	0	47
17	Sarvodaya Nagar	0	0	17	8	0	1	0	0	26
18	Vikas Nagar	0	0	15	14	3	5	4	2	43
Total of Circle-IV		0	1	65	35	3	6	4	2	116
Grand Total		4	44	782	308	26	62	21	11	1258

(रमेश कुमार)
मुख्य अभियंता (वा.प.)
के.सी.के.

Name of Distribution Licensee - Kanpur Electricity Supply Company Limited		
Billing Details - Periodicity as per regulations		Form No. P8
Sl.No.	Consumers Category	Billing Cycle
1	LMV-1 (Domestic)	Bi - Monthly
2	LMV-2 (Commercial)	Monthly
3	LMV-3 (Public Lighting)	Monthly
4	LMV-4A (Public Institutions)	Monthly
5	LMV-4B (Private Institution)	Monthly
6	LMV-6A (Powerlooms)	Monthly
7	LMV-6B (Small & Medium)	Monthly
8	LMV-7 (Water Work)	Monthly
9	HV-2 (Large & Heavy)	Monthly


 (Signature)
 पूजा कर्मचारि (वा.)
 कर्म

Name of Distribution Licensee - Kanpur Electricity Supply Company Limited

Peak Demand in MW

Form No: P10

Sl.No.	Particulars	2006-07	2007-08	2008-09	2009-10	2010-11	2011-12	2012-13	2013-14	2014-15
		Actual	Actual	Provisional	Provisional	Provisional	Estimates	Projections	Projections	Projections
1	Peak Period									
	a) Winter	Dec to Jan	Dec to Jan	Dec to Jan	Dec to Jan	Dec to Jan	Dec to Jan	Dec to Jan	Dec to Jan	Dec to Jan
	b) Summer	Apr to Sep	Apr to Sep	Apr to Sep	Apr to Sep	Apr to Sep	Apr to Sep	Apr to Sep	Apr to Sep	Apr to Sep
	c) Other									
2	Maximum Peak Demand	Licensee does not maintain the detail as per the requirement of the format. Waival for submission of this format is requested by the Licensee								
	a) Restricted									
	b) Unrestricted									
3	Peak Availability Assessed									
4	Shortfall in meeting Peak Demand									
	a) Restricted									
	b) Unrestricted									

Notes:- Details of Load Rostering may be provided along with this format i.e., in terms of MW, MU and number of hours per day.

(रमेश कुमार)
मुख्य अभियन्ता (वा०)
केस्को

S. No	Particulars	PY	CY
		Actual	Estimated
A Financial & Material Management			
1	Annual capital expenditure/net book value		
2	Distribution cost/Energy sales across consumer categories		
3	Employee cost as a percentage of total cost	7.23%	4.96%
4	Operating expenses / Revenue from Sale of power	103%	122%
5	Cost of capital		
6	Debt Service Coverage Ratio	-	20.66
7	Stores Inventory/1000 Km of distribution lines		
9	Working Capital to Revenue from Sale of power	0.08	0.09
B HR Management			
1	No. of consumers per employee	242	266
2	Energy Sales (MU) per Employee	0.93	1.05
3	Network Length (Km.) per Employee		
4	Connected Load (MVA) per Employee	707	735
5	Tariff Income per Employee	0.44	0.55
6	Training participation days per employee		
7	Employee cost per unit of retail sales	0.04	0.04
C Metering, Billing and Collection			
1	Number of Meters per Meter Reader		
	a) Urban		
	b) Rural		
2	Number of meter readings done per meter reader per month		
	a) Urban		
	b) Rural		
3	Meters defective & damaged / Meters in service		
4	Average level of customer arrears (days/ customer)		
5	Amount (%) involved in customer litigation cases		
6	Number (%) involved in customer litigation cases		
7	Number of computerized bills/Number of manual bills		
D Operational Performance			
1	Unplanned outage/total outage (Fault breakdown / total outage)		
2	Annual replacement rate of Distribution transformers (%): (Distribution Transformers replaced / Transformers in service)		
3	Reliability Indices		
	i) System Average Interruption Frequency Index (SAIFI) *		
	ii) Average Interruption Duration Index (SAIDI)		
	iii) Momentary Average Interruption Frequency Index (MAIFI)		
E Consumer Services			
1	No. of complaint received per year to total number of consumers (%)		
2	Ratio of staff attending complaints per thousand consumers (Skilled /Unskilled staff separately identified)		

Not Available

Not Available

(रमेश कुमार)
मुख्य अभियन्ता (वा.)
केस्को

Name of Distribution Licensee - Kanpur Electricity Supply Company Limited						
Debt Restructuring						Form No: P12
S. No	Long Term Loans / Credits from the FIs/banks/ organisations approved by the State Government	Cost of Debt before restructuring	Interest Burden before rest.	Cost of Debt after restr.	Interest Burden after rest.	Benefit (2-4)
		1	2	3	4	5
I						
1	LIC					
2	REC					
3	PFC					
4	Bonds					
5	Bank/FIIs					
6	APDRP					
7	Any Other			Not Applicable		
	Total of I					
II	Interest on Working Capital Loans Or Short Term Loans					
1						
2						
3						

(रमेश कुमार)
मुख्य अभियन्ता (वी०)
कानपुर

Annexure- 2

**Statutory Accounts along with Supplementary
Audit Report of the Accountant General of
Uttar Pradesh for FY 2012-13**

S.K.KAPOOR & CO. CHARTERED ACCOUNTANTS

16/98, LIC BUILDING, THE MALL, KANPUR, PHONES: 2372244 FAX: 2372244
Email:skkcoca@sancharnet.in,Kapoor_sk49@yahoo.com

INDEPENDANT AUDITORS' REPORT ON FINANCIAL STATEMENTS

TO THE MEMBERS OF
KANPUR ELECTRICITY SUPPLY COMPANY LIMITED

Report on the Financial Statements

- 1- We have audited the accompanying financial statements of Kanpur Electricity Supply Company Ltd (hereinafter referred to as KESCO), which comprise the Balance Sheet as at 31st March, 2013, and the Statement of Profit and Loss and Cash Flow Statement for the year then ended, and a summary of significant accounting policies and other explanatory information.

Management's Responsibility for the Financial Statements

- 2- The Company's Management is responsible for the preparation of these financial statements that give a true and fair view of the financial position, financial performance and cash flows of the Company in accordance with the Accounting Standards referred to in Section 211(3C) of the Companies Act, 1956 ("the Act") and in accordance with the accounting principles generally accepted in India. This responsibility includes the design, implementation and maintenance of internal control relevant to the preparation and presentation of the financial statements that give a true and fair view and are free from material misstatement, whether due to fraud or error.

Auditors' Responsibility

- 3- Our responsibility is to express an opinion on these financial statements based on our audit. We conducted our audit in accordance with the Standards on Auditing issued by the Institute of Chartered Accountants of India. Those Standards require that we comply with ethical requirements and plan and perform the audit to obtain reasonable assurance about whether the financial statements are free from material misstatement.
- 4- An audit involves performing procedures to obtain audit evidence about the amounts and the disclosures in the financial statements. The procedures selected depend on the auditor's judgment, including the assessment of the risks of material misstatement of the financial statements, whether due to fraud or error. In making those risk assessments, the auditor considers internal control relevant to the Company's preparation and fair presentation of the financial statements in order to design audit procedures that are appropriate in the circumstances, but not for the purpose of expressing an opinion on the effectiveness of the Company's internal control. An audit also



includes evaluating the appropriateness of the accounting policies used and the reasonableness of the accounting estimates made by the Management, as well as evaluating the overall presentation of the financial statements.

- 5- We believe that the audit evidence we have obtained is sufficient and appropriate to provide a basis for our qualified audit opinion.

Basis for Qualified Opinion

- 6- We invite attention to:-

a) *Non-compliance of Accounting Standard (AS) 15 on "Employee Benefits" notified under the companies (Accounting Standard) Rules, 2006 pursuant to sub-section (3c) of section 211 of the Act to the extent that the company has not actuarially valued its liabilities towards Gratuity, pension and leave encashment as at the year ended. Instead provision there for has been made as, per Para (x) of the Note 2, Significant Accounting policies. Impact of the same, if any, on the loss for the year is not ascertainable.*

b) **Billing of Revenue:**

- 1- *The Company continues to bill consumers on provisional basis on account of " no reading" "defective meter" " defective reading " "Inoperative debtors etc in contravention to the provisions of the Electricity Act, 2003 and Accounting standard (AS) -9 on "Revenue recognition" notified under the companies (Accounting Standard) Rules, 2006 pursuant to sub-section (3C) of section 211 of the Act.*
- 2- *The billing system of the organization has not been verified by us. The same is also not subjected to System Audit hence we can't comment upon the adequacy of controls inbuilt into the billing system including online.*
- 3- *As per the information provided to us the company has during the year , revised total bills numbering 88953 amounting to Rs 2046.89 crores that have been reduced to Rs 111.49 crores resulting into reduction by Rs 1934.54 crores which has not been verified by us in absence of requisite details /evidence. As substantial number of consumers are not regular in payment of their dues, further revision if required may affect the revenue and debtors already accounted for .*
- 4- *Various offices, Substations and other establishments of KESCO , DVVNL and UPPTCL situated in the region covered by KESCO have been billed on estimated basis amounting to Rs 9.30 crore without having any metering system . In absence of metering system we are*



unable to comment on the correctness of the Income accounted for of the same.

- 5- The company is not complying with the provisions of 5.6 (c) of Electricity supply code (third revision) of revising bills of previous three billing period prior to the month in which the dispute has arisen where the meter is found defective which requires adjustment in the subsequent bill as per the test results.
- 6- The company continue to bill under IDF, RDF and ADF category beyond (2+1) billing cycle as required by electricity supply code. On scrutiny of billing for the period from Oct 2012 to March 2013 we have noted following number of cases of provisional billing:

Month of Provisional billing	No of connections
6 months	61293
5 months	3006
4 months	2271

Impact of the above paras on the Loss and Assets and Liabilities is presently not quantifiable.

- c) Note 2(xi) significant Accounting policy – Para (a), (b) and (e) regarding accounting of certain incomes on basis other than accrual in non-compliance of Accounting Standard (AS) 9 on " Revenue Recognition" notified under the Companies (Accounting Standard) Rules, 2006 pursuant to sub- section (3C) of Section 211 of the Act.

d) Fixed Assets and Depreciation:

- 1- Note 27(ii) regarding the fixed Assets having been taken over by the company from UPPCL at an estimated gross value of Rs. 260.00 crores (with NIL accumulated depreciation) the values as approved by the Board of Directors without the details of the individual assets being available with a consequential effect of overstating / understating the assets / liabilities of the company.
- 2- Items of fixed assets that have been retired from active use and are held for disposal are not stated at the lower of their net book value and net realizable value as per AS -10 "Accounting of Fixed Assets. These assets continue to form part of Fixed Assets schedule resulting into overstatement of Gross Block and Accumulated Depreciation.
- 3- In the absence of the year wise details of amounts received as consumer contributions adjustment amounting to Rs. 1.38 crore were made in Other Income during the year 2011-12 (prior period income relating to amortization of consumers contribution on Fixed Assets) which were not verifiable by the auditors. During the year we have



restricted our verification for the current year only hence correctness of the same is also subject to deficiencies if any that have remained in earlier years.

- 4- The company is providing depreciation as per schedule XIV of Companies Act, 1956 which is not in accordance with rates of depreciation as notified by Central Electricity Regulatory Commission (CERC) which is applicable for the purpose of tariffs as well as accounting on the basis of General Circular No.31/2011 dt.31/05/2011 issued by Ministry of Corporate Affairs, Govt of India.

Impact of the above paras on the Loss and Assets and Liabilities is presently not quantifiable.

e: Capital Works in Progress:

Note '13' Capital Work in progress wherein, there is an unreconciled difference of Rs. 93.86 lacs in the details submitted by the management. Impact, if any, of the same on the assets / liabilities and / expenditure consequent to such reconciliation is presently not ascertainable.

f) Sundry Debtors:

- 1) In absence of proper system of analyzing debtors, the company has made disclosure of debtors as required by revised schedule VI on estimated basis hence the disclosure of debtors for a period exceeding six months and other debts can't be verified.
- 2) In terms of the provision of Uttar Pradesh Transfer of KESA Zone Electricity Distribution Undertaking Scheme, 2000, out of the total Trade Receivables of Rs. 630 Crore, Trade Receivable to the tune of Rs. 60 Crores related to the company and Rs. 570 crores were stated to be relating to UPPCL on which collection charges @15% were to be credited to the account of the company. However, since the company has assumed that all the current years realizations are against current year sales, no collection charges have been claimed from UPPCL.
- 3) Note 2 (xiii) Significant Accounting policies regarding the provision for doubtful debts from consumers being provided for @15% of the incremental value of the trade Receivable based on the estimate of the management. We have not been able to obtain sufficient appropriate audit evidence with regard to recoverability of Sundry Debtors, particularly having regard to (i) the aggregate amount of



debtors outstanding for a period exceeding six months being Rs 2002.68 crore (calculated on estimated basis by the management out of total trade receivable of Rs 3269.87 crore of which 1067.71 crores are unrealized late payment surcharge which are accounted for on receipt basis) (ii) the age wise details of debtors still not available (iii) Status of permanently disconnected connections wherein the consumers are not available / traceable / units which have remained closed since long etc

Impact of the above paras on the Loss and Assets and Liabilities is presently not quantifiable.

g) Note 32 regarding certain balances including inter unit balances and various balances with the holding company UPPCL and other companies DVVNL, UPPTCL being subject to confirmation and / or reconciliation as at the year end. Impact, if any on the assets / liabilities and / or income / expenditure consequent to such reconciliation is presently not ascertainable.

h) Security Deposit from Consumers:

1) Note 33 regarding the provision of interest on security Deposits having been made on the gross monthly opening balances instead of individual consumer balances with the under / excess provision if any and adjustment of interest with the respective consumer bills in absence of necessary records is not in accordance with Generally Accepted Accounting Principles.

2) Existing liability of interest as on 31st March 2013 is Rs 28.79 crore which is accumulation of unpaid interest over a period of years. In absence of consumer wise Security deposit and interest payable thereon, the correctness of Interest charged to Profit and Loss account and Interest payable thereon can't be commented upon.

Impact of the above paras on the Loss and Assets and Liabilities is presently not quantifiable.

- i) Note 35 (ii) regarding the joint meter reading for purchase of power from UPPCL not being taken at 12 midnight on the 31st of march 2013, the impact of such a method on the reported loss for the year on account of the power purchase being inflated, is not ascertainable.
- j) Non-compliance of Accounting standard (AS) 28 on "Impairment of Assets" notified under the companies (Accounting Standard) Rules, 2006 pursuant to sub-section (3C) of section 211 of the Act to the extent that the company has not identified and segregated Tangible fixed assets which have been impaired as at the year end. Impact of the same, if any, on the loss for the year is not ascertainable.
- k) Note 36 regarding the balance of KESCO and KESA being subject to reconciliation. Impact if any, of the same on the assets/ liabilities and / or



Receipts from Kanpur Development Authority for the current year amounting to Rs. 1.32 crore (Previous year Rs. 0.53 crore) have been accounted for as capital receipt by the company under Note no "4"

income / expenditure consequent to such reconciliation is presently not ascertainable.

- l) Non availability of the details with the company of the amount of Rs. 21.56 lacs pertaining to amount payable as "Other Miscellaneous Recoveries payable" included in other Current Liabilities Note '10'
- m) Non appointment of a Company Secretary by the Company in contravention of Section 383A of the Company Act, 1956 has resulted in non compliance of the provisions of Companies Act 1956. In absence of full-time Secretary we are not in a position to comment on the adequacy of records being maintained and the extent of compliance with various laws and regulations which a Company Secretary is required to look into.
- n) Receipts from Kanpur Development Authority for the current year amounting to Rs 1.32 crore (Previous year Rs. 0.53 crore) have been accounted for as capital receipt by the company under Note no "4" Reserves & Surplus. These receipts are towards supervision charges being paid by KDA in respect of capital work done by KDA and supervised by KESCo hence these receipts are Revenue Receipts and should have been accounted for as Income. Had the Company accounted for these receipts as income during the year, the loss for the year would have been lower by the same amount.
- o) The Company has disclosed the entire amount of provision for leave Encashment of Rs. 52.49 crores as "Long Term Provisions" (Note 6) whereas, in terms of the Guidance Note issued by the ICAI to the extent the employee have an unconditional right to avail the leave, the same should have been classified as " Current" and not as long term" . Para 7.3 (b) of the guidance Note on " Revised Schedule VI to the Companies Act 1956" issued by the Institute of Chartered Accountants of India (ICAI) states " To the extent, the employee has an unconditional right to avail the leave, the same needs to be classified as "current " even though the same is measured as 'Other long-term employee benefit' as per AS-15. Further it states that in case of any complexities the amount of Non-current and current portions of leave obligation should normally be determined by a qualified Actuary"
- p) Non-compliance of Accounting standard (AS) 2 "Inventory Valuation" notified under the companies (Accounting Standard) Rules, 2006 pursuant to sub-section (3C) of section 211 of the Act to the extent that the company has not valued inventory at "lower of cost and net realizable value" and also not identified realizable value of Inventory considering obsolescence as at the year end. Impact of the same, if any, on the loss for the year is not ascertainable.
- q) Secured Loan amounting to Rs 1453.84 crores Note no 5(iii) transferred from UPPCL (the holding company) taken from various banks and others could not be verified by us as the same has been accounted for on the basis of advice received from UPPCL and not verified by us in absence of detailed evidence available with the company.



- w) Information regarding related parties as required by AS-18 is deficient to the following extent:
- i) Transactions with holding company not disclosed.
 - ii) Transactions with Co-subidiaries not disclosed.
- x) We draw attention to the fact that the Company's net worth has been completely eroded as at end of the year with the accumulated losses as of that date being more than the net worth of the company and the current liabilities having exceeded its total assets by a sum of Rs. 469 78 crore. These conditions indicate the existence of a material uncertainty that may cast significant doubt about the Company's ability to continue as a going concern.
- y) We are of the opinion that there may be many unascertained amount requiring disclosure in addition to the ascertained amount that will have an effect on the Loss, Asset and Liabilities and furnishing the aggregate effect of only the ascertained amount will not be appropriate, hence we are not furnishing the aggregate effect of the ascertained amount on the Loss, Assets and Liabilities.

Qualified Opinion

- 7- In our opinion and to the best of our information and according to the explanations given to us, **except for the effects of the matter described in the Basis for Qualified Opinion Paragraph "6" above, including the matters whose effect on the loss for the year and assets / liabilities as at March 31,2013 is unascertainable**, the financial statements give the information required by the Act in the manner so required and give a true and fair view in conformity with the accounting principles generally accepted in India:
- (a) in the case of the Balance Sheet, of the state of affairs of the Company as at 31st March, 2013;
 - (b) in the case of the Statement of Profit and Loss, of the Loss of the Company for the year ended on that date ; and
 - (c) in the case of the Cash Flow Statement, of the cash flows of the Company for the year ended on that date.

8- Emphasis of Matter

We draw attention to the following paragraphs in the notes forming part of the financial statements and certain other matters specified, herein below. Our opinion is not qualified in respect of these matters:

- a) Note 31(i) regarding the Company not having ascertained the value of the leasehold land received from UPPCL as it continues to hold the same at a nominal value Re. 1.00



- b) Note 31(ii) regarding the sum of Rs. 7.44 crores having been deposited with the state Government for conversion of leasehold land to freehold. The corresponding lease deed is not on record and in spite of the same reportedly being in the name of UPPCL (as lessor), the amount paid for conversion to freehold by the Company (as lessee) has not been reflected as being receivable from UPPCL, the lessor. There is however, no impact of the same on the loss for the year.
- c) Notes 5 and 10 regarding the disclosure by the management of the Terminal benefit liabilities from UPPCL (Holding Company) of Rs. 85 crores as secured loan in spite of the relevant loan agreement remaining to be executed as at the year end. In the absence of the same and the details of security also not being available, we have not been able to ascertain the correctness of the classification of the loan as Secured by the management as at the year end.
- d) "Contingent Liabilities arising out of the claims against the company not acknowledged as debts" and "Estimated amount of Contracts remaining to be executed on capital accounts not provided for" under notes 26 (i) and (ii) respectively are as submitted by the management and have not been verified by us in the absence of any details having been provided by the management.
- e) The Company's computerization of the financial and accounting operations are not satisfactory. Financial Accounting has been computerized only to the extent of maintaining General ledger based on consolidated entries of SJ's passed in Tally software together with closing entries of provisions, yearend adjustments etc. The base entries are still manual. The Company needs to computerize operations at all locations implementing a customized ERP software with administrative and user rights as per the delegations chart.

9- Other matter paragraph:

During the year the holding company transferred a sum of Rs 1453.84 crore as loan taken from various Banks and others as shown in Note no. 5(iii), Rs 90.00 crore loan taken from Rural Electrification Corporation of India as shown in note no. 5(ii) and Rs 90.00 crore taken from Power finance Corporation of India Note no. 5(iv) (Additional Loan). These loans have been accounted by transfer of related amounts from trade payable to loan payable. Hence previous year figures are not comparable to the extent these adjustments have been made in the books.

10- Report on Other Legal and Regulatory Requirements

1. As required by the Companies (Auditor's Report) Order, 2003 as amended by the Companies (Auditor's Report) (Amendment) order 2004, issued by the Govt of



India in terms of Section 227(4A) of the Companies Act 1956 , and on the basis of such checks as we considered appropriate , and according to the information and explanations given to us , we enclose in the Annexure, a statement on the matters specified in paragraphs 4 and 5 of the said Order to the extent applicable to the Company

2. As required by Section 227(3) of the Companies Act 1956, we report that:

- (a) We have obtained information and explanations **to the extent available**, which to the best of our knowledge and belief were necessary for the purposes of our audit *except the matter described in the "Basis for Qualified Opinion" Paragraph above.*
- (b) In our opinion, proper books of account as required by law have been kept by the Company so far as it appears from our examination of those books **subject to the following :**
- i) *Party wise security deposit register is not maintained.*
 - ii) *Fixed Assets register maintained in excel is having various deficiencies as the same is not showing the details required as reported in para (i) (a) of CARO.*
 - iii) *Subsidiary record of debtors is not maintained in a manner that can give correct disclosure as required by the Revised Schedule VI and age analysis.*
- (c) The Balance Sheet, the Statement of Profit and Loss and the Cash Flow Statement dealt with by this Report are in agreement with the books of account.
- (d) **Except for the effects of the matter described in the Basis for Qualified Opinion Paragraph "6", the impact of which in Statement of Profit and Loss and various heads of Balance Sheet is presently not quantifiable**, In our opinion, the Balance Sheet, the Statement of Profit and Loss and the Cash Flow Statement comply with the Accounting Standards referred to in Section 211(3C) of the Act.
- (e) Being a Government Company, pursuant to the notification number GSR 829(E) dated October 21,2003, issued by the Government of India, the provisions of section 274(1)(g) of the Companies Act 1956 are not applicable to the Company

For S K Kapoor & Co
Chartered Accountants

FRN:000745C



(V.B Singh)
Partner

M No:073124

Place:Kanpur

Dated:20/01/2014

Annexure to the Auditors'-Report

(Referred to in paragraph 10(1) of the Auditors' Report of even date to the members of Kanpur Electricity Supply Company Limited on the financial statements for the year ended 31st march 2013)

- i) a) The Fixed Assets records maintained by the Company do not contain sufficient description of the Assets to make identification possible including make /type, location / situation, actual date of purchase , assets that have been retired from active use and held from disposal etc. *Further, no details are on record with respect to the Fixed Assets referred to in Note no.27 (ii) of Notes forming part of the financial statements for the year ended 31st March 2013.*
- b) The Fixed Assets of the Company have not been physically verified by the management at any time during the year. Accordingly, the reconciliation of the quantity as per the books and that as per physical count was not carried out by the management on account of which material discrepancies, if any were not determined as at the end of the year.
- c) There was no substantial disposal of fixed assets during the year and accordingly the provisions of clause 4(i)(c) of the Order is not applicable
- ii) a) *There is no substantive evidence on record to show that the management has carried out the actual physical verification of the stock of stores and spares as at the end of the year.*
- b) *In absence of substantive evidence of physical verification we can't comment on the adequacy of system of physical verification.*
- c) On the basis of our examination of the inventory records, in our opinion, the company is maintaining proper records of inventory. As per information and explanation given to us by the management, no material discrepancies were noticed on physical verification.
- iii) a) As informed, the Company has not granted any loans, secured or unsecured to Companies, firms or other parties listed in the register maintained under Section 301 of the Companies Act. Accordingly, provisions of clauses 4 (iii) (a) to (d) of the order are not applicable.
- b) As informed the, company has not taken any loans, secured or unsecured from companies, firms or other parties listed in the register maintained under section 301 of the Companies Act. Accordingly, the provisions of clause 4 (iii) (e) to (g) of the order is not applicable.



- iv) In our opinion and according to the information and explanations given to us, there is an adequate internal control system commensurate with the size of the Company and the nature of its business with regard to purchase of inventory and fixed assets. *However in case of sale of energy there is need for improvement of internal control with respect to taking of stringent and appropriate measures to control electricity theft where it is in excess of normal line losses . We further observed that there are 5 divisions having energy losses in excess of 30 % wherein no adequate action were taken by the management to control these losses. Further, on the basis of our examination of the books and records of the company, carried out in accordance with the auditing standards generally accepted in India, we have not observed any continuing failure to correct major weaknesses in the internal controls system except in case of energy theft in various divisions as referred to above which is more than in comparison to the normal losses being suffered in other divisions / companies.*
- (v) According to the information and explanations provided by the management, there have been no transactions during the year that need to be entered into register maintained under section 301 of the Companies Act, 1956. The Company is a government Company and is a subsidiary of another Government Company; UP Power Corporation Limited (UPPCL) The Company has taken Secured and Unsecured loans from the UPPCL. However, since a Government Company entering into transaction with other Government Companies is outside the purview of section 297, the same were not required to be entered into the said register. Further, for similar reasons the provisions of clause 4(v) (b) of the order are not applicable.
- (vi) In our opinion and according to the information and explanations given to us the Company has not accepted any deposits from the public within the meaning of section 58A & 58AA of the Act and the rules framed there under.
- (vii) Although, the Internal audit of the Company is being conducted by a firm of Chartered Accountants in our opinion, the scope and coverage including the frequency of the Internal audit needs to be improved in order to be commensurate with the size and nature of its business and *these reports needs to be discussed at Independent Audit Committee level for better monitoring and corrective actions at highest level.*
- (viii) The management informed us that the Company has during the current year maintained the Cost record prescribed under clause (d) of sub-section (1) of Section 209 of the Act vide notification no. GSR 913(E) dated 21.12.2001 We have, however, not made a detailed examination of the cost records with a view to determine whether they are accurate or complete.



(ix) a) According to the information and explanation given to us and the records of the Company produced and examined by us, in our opinion, the Company has generally been regular in depositing undisputed statutory dues including provident fund (to the trust), Service Tax and VAT as applicable, with the appropriate authorities except for some delays during the year in deposit of the same. The Company does not have any undisputed statutory dues payable and outstanding as at the yearend for a period of more than six months from the date they became payable except for Electricity Duty alongwith interest thereon to the tune of Rs. 342.10 crore. The provision relating to employee State Insurance Act are not applicable to the Company. Further, since the Central Government has till date not prescribed the amount of cess Payable under section 441A of the Companies Act, 1956, we are not in a position to Comment upon the regularity or otherwise of the Company in depositing the same.

b) According to the records of the company, the dues in respect of Income Tax on account of any dispute are as under:

Sl. No.	Nature of the dues	Forum where the dispute is pending	Amount(Rs.In lacs)	Period to which the amount relates	Statute
1.	Income Tax	ITAT, Lucknow	19.92	AY 2005-06	Income Tax - TDS
	Income Tax	ITAT, Lucknow	70.44	AY 2006-07	Income Tax - TDS
	Income Tax	ITAT, Lucknow	73.01	AY 2007-08	Income Tax - TDS
	Income Tax	ITAT, Lucknow	218.25	AY 2008-09	Income Tax - TDS
	Income Tax	ITAT, Lucknow	45.50	AY 2009-10	Income Tax - TDS

(x) The Company has accumulated losses at the end of the year which are more than fifty Percent of its net worth. The Company has incurred cash losses during the current year and in the immediately preceding financial year. However, effects of the qualifications which cannot be quantified have not been considered for the purpose of making comments in respect of this clause.

(xi) The Company has not taken any loans from debenture holders. Accordingly, the provisions Of clause (xi) of paragraph 4 of the order to that extent are not applicable. ***With respect to the loans taken from banks and others Institutions it is observed that the company has defaulted in payment of interest amounting to Rs 21.27 crores due at the year end as advised by UPPCL .***



- (xii) According to the information and explanations given to us, the Company has not granted Loans and advances on the basis of security by way of pledge of shares, debentures and other securities and as such, in our opinion, clause (xii) of paragraph 4 of the order is not applicable to the Company
- (xiii) In our opinion, since the Company is not a chit fund or a nidhi /mutual benefit fund / society, clause (xiii) of paragraph 4 of the order is not applicable to the Company
- (xiv) In our opinion and according to the information and explanations given to us, the Company during the year has not traded in shares and securities and as such the clause (xiv) of paragraph 4 of the order is not applicable to the Company.
- (xv) In our opinion, and according to the information and explanations given to us, since the company has not given any guarantee for loan taken by others from banks or financial institutions during the year, the provisions of clause (xv) of paragraph 4 of the order is not applicable to the Company.
- (xvi) In our opinion and according to the information and explanations given to us and on an overall examination of the Balance Sheet of the Company and relevant records produced before us, the company has taken total term loans amounting to Rs 1633.84 crore which has been utilized to pay off the trade payable.
- (xvii) According to the information and explanations given to us and on an overall examination of the Balance Sheet of the company, in our opinion, no short term funds raised during the year have been used for long term investment.
- (xviii) According to the information and explanations given to us, during the period covered by our audit report, the company has not made any preferential allotment of shares to parties and Companies and as such, the provisions of clause (xviii) of paragraph 4 of the order is not applicable to the Division.
- (xix) The Company did not have any outstanding debentures as on the Balance Sheet date.
- Accordingly, provisions of clause (xix) of paragraph 4 of the order are not applicable to the company.
- (xx) During the period covered by our audit report, the company has not raised any money by way of a public issue and, as such, clause (xx) of paragraph 4 of the order is not applicable to the company.
- (xxi) During the course of our examination of the books and records of the company, carried out in accordance with the generally accepted auditing practices in India, and according to the information and explanations given to



us, we have neither come across any instance of material fraud on or by the company, noticed or reported during the year, nor have we been informed of any such case by the management.

For S K Kapoor & Co
Chartered Accountants
FRN:000745C



(S Singh)
Partner
M No:073124
Place:Kanpur
Dated:20/01/2014

Kanpur Electricity Supply Company Limited
Balance Sheet as at 31st March, 2013

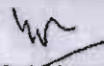
Particulars		Note No.	As at 31st March, 2013	As at 31st March, 2012
			₹	₹
A	EQUITY AND LIABILITIES			
1	Shareholders' funds			
	(a) Share Capital	3	1,631,474,000.00	1,582,800,000.00
	(b) Reserves and Surplus	4	(24,972,478,625.77)	(19,632,699,107.36)
			(23,341,004,625.77)	(18,049,899,107.36)
2	Share application money pending allotment	38	0.00	48,674,000.00
3	Non-current liabilities			
	(a) Long-term borrowings	5	16,983,148,936.00	710,369,572.00
	(b) Long-term provisions	6	524,891,441.00	660,523,369.00
	(c) Other Long term Liabilities	7	1,135,137,076.22	1,071,578,068.53
			18,643,179,453.22	2,442,471,004.53
4	Current liabilities			
	(a) Short-term borrowings	8	227,797,713.42	227,797,714.42
	(b) Trade Payables	9	10,178,033,645.57	23,601,920,648.28
	(c) Other Current liabilities	10	15,330,086,862.49	12,951,558,794.41
	(d) Short-term provisions	11	407,895,156.00	322,543,059.00
			26,143,813,377.48	37,103,820,156.11
	TOTAL		21,445,988,204.93	21,545,066,053.28
B	ASSETS			
1	Non-current assets			
	(a) Fixed assets			
	(i) Tangible assets	12	3,215,416,606.58	3,257,395,876.06
	(ii) Capital work-in-progress	13	440,862,787.76	446,732,164.00
	(b) Long-term loans and advances	14	235,130,217.08	239,870,796.01
	(c) Other Non Current Assets			
			3,891,409,611.42	3,943,998,836.07
2	Current assets			
	(a) Inventories	15	269,236,092.79	255,409,248.20
	(b) Trade receivables	16	16,116,564,258.65	16,435,996,438.08
	(c) Cash and Cash Equivalents	17	946,228,904.78	710,089,410.93
	(d) Short-term loans and advances	18	208,914,030.38	184,664,953.09
	(f) Other Current Assets	19	13,635,306.91	10,907,166.91
			17,554,578,593.51	17,601,067,217.21
	TOTAL		21,445,988,204.93	21,545,066,053.28
	Notes forming part of the Financial Statements	1 to 44		


Auditor's Report
As per our separate report of even date
For S K Kapoor & Co


Chartered Accountants
KANPUR
Firm No: 073124



Dated:
Place: Kanpur


(Pankaj Saxena)
Dy C.A.O


(Abha Sethi Tandon)
Company Secretary


(S. K. Agarwal)
Director


(S. N. Bajpai)
Managing Director

Kanpur Electricity Supply Company Limited
Statement of Profit and Loss for the year ended 31st March, 2013

Particulars		Note No.	2012-13	2011-12
			₹	₹
1	Revenue from Operations	20	11,457,204,958.13	10,167,614,751.
2	Other Income	21	266,676,522.10	50,321,903
3	Total revenue		11,723,881,480.23	10,217,936,655.
4	Expenses			
	(a) Purchase of Power	22	11,882,028,664.00	12,065,442,606.
	(b) Employee benefit expenses	23	1,010,513,250.54	971,531,071.
	(c) Finance Cost	24	1,947,875,596.28	160,803,433
	(d) Depreciation	12	172,634,405.07	161,178,864.
	(e) Other expenses	25	2,159,496,502.17	697,419,113.
	Total expenses		17,172,548,418.06	14,056,375,088.
5	Loss for the year		(5,448,666,937.83)	(3,838,438,432.0)
6	Earnings per share (of ₹ 10/- each)			
	Basic	37	(34.05)	(24.0)
	Notes forming part of the Financial Statements	1 to 44		

Auditor's Report

As per our separate report of even date

For S K Kapoor & Co

Chartered Accountants



Partner

M No:073124

Dated:

Place: Kanpur

(Signature)
 (Pankaj Saxena)
 D.C.A.O

(Signature)
 (S. K. Agarwal)
 Director

(Signature)
 (Abha Sethi Tandon)
 Company Secretary

(Signature)
 (S. N. Bajpai)
 Managing Director

Kanpur Electricity Supply Company Limited
Cash Flow Statement for the year ended 31st March, 2013

(Figures in lacs)

Particulars	For the year ended 31st March, 2013		For the year ended 31st March, 2012	
	₹	₹	₹	₹
A. Cash flow from operating activities				
Net loss before extraordinary items and tax		(54,486.67)		(18,184.38)
Adjustments for:				
Prior period adjustments (Net)	(2,110.56)		(16.43)	
Depreciation	1,726.34		1,611.79	
Finance costs	19,478.76		1,121.51	
Interest Income	(139.80)		(88.16)	
Provision for Trade receivables	13,543.41		707.57	
Provision for doubtful loans and advances			16.90	
		32,498.15		3,353.18
Operating loss before working capital changes		(21,988.52)		(35,031.20)
Changes in working capital:				
Adjustments for (increase) / decrease in operating assets:				
Inventories	(98.27)		-658.31	
Trade receivables	(10,349.09)		(4,717.13)	
Short-term loans and advances	(242.49)		(38.10)	
Increase in other Current Assets	(27.28)			
Long-term loans and advances	47.41	(10,669.72)	-493.82	(5,907.38)
Adjustments for increase / (decrease) in operating liabilities:				
Trade payables	(134,238.87)		39,638.02	
Short Term borrowings	0.00			
Other current liabilities	23,785.28		5,143.15	
Short-term provisions	853.52		1,233.35	
Other Long Term liabilities	635.59			
Long-term provisions	(1,356.30)	110,320.78	(1,253.53)	44,760.99
Changes in working capital		-120,990.50		38,853.63
Cash generated from Operations		-142,979.02		3,822.43
Prior period adjustments (Net) (above reverse sign)		2,110.56		16.43
Net cash flow from operating activities (A)		-140,868.46		3,838.86
B. Cash flow from investing activities				
Capital expenditure on fixed assets, including Capital W/P		(2,164.46)		(2,397.91)
Interest received from bank		139.80		88.16
Fixed deposit with bank		(10.02)		(9.77)
Net cash flow used in investing activities (B)		(2,034.68)		(2,319.52)
C. Cash flow from financing activities				
Share application money received				486.39
Increase in Long Term Borrowing		162,727.79		(1,041.21)
Repayment of short-term borrowings		0.00		0.00
Proceeds from consumer contribution and grant		2,005.48		1,689.62
Finance cost		(19,478.76)		(1,121.51)
Net cash flow from / (used in) financing activities (C)		145,254.52		13.29
Net increase / (decrease) in Cash and cash equivalents (A+B+C)		2,351.38		1,532.63
Cash and cash equivalents at the beginning of the year		6,971.90		5,439.27
Cash and cash equivalents at the end of the year *		9,323.28		6,971.90
* Comprises:				
(a) Cash on hand		473.77		536.10
(b) Cheques, drafts on hand		2,475.69		1,637.48
(c) Balances with banks in current accounts		6,373.82		4,598.32
		9,323.28		6,971.90

Notes forming part of the financial statements

Auditor's Report
As per our separate report of even date.
For S K Kapoor & Co



Chartered Accountants
No. 373324

B. Singh
20/01/2014

Dated:
Place: Kanpur

W
S. N. Agarwal
(S. N. Agarwal)
Director

ASJ
(Abhe Sushil Tandon)
Company Secretary
Se
(S. N. Agarwal)
Managing Director

3

KANPUR ELECTRICITY SUPPLY COMPANY LIMITED

Notes forming part of the financial statements for the year ended 31st March 2013

Note 1 : CORPORATE INFORMATION

Kanpur Electricity Supply Company (KESCO) is the wholly owned subsidiary of Uttar Pradesh Power Corporation Limited (UPPCL) and is engaged in the distribution of electricity to consumers of Kanpur City.

Kanpur Electricity Supply Company (KESCO), a company registered under the Companies Act, 1956 was incorporated through the Transfer Scheme dated 15th January, 2000, wherein the assets, liabilities and personnel of Kanpur Electricity Supply Administration (KESA) under erstwhile Uttar Pradesh State Electricity Board (UPSEB) were transferred to KESCO. Subsequently the UP Electricity Regulatory Commission, in exercise of the powers conferred on it under Section 15 of the Uttar Pradesh Electricity Reform Act, 1999 (Uttar Pradesh Act No.24 of 1999), granted KESCO on 4th October 2000 a distribution license for a period of 30 years for carrying out the business of Distribution and Retail Supply of electrical energy within its license area.

Note 2 : SIGNIFICANT ACCOUNTING POLICIES

i. Basis of preparation

The financial statements are prepared under historical cost convention on accrual basis of accounting and in accordance with the provisions of the Companies Act, 1956 and comply with the Accounting Standards notified under the Companies (Accounting Standard) Rules, 2006 pursuant to Section 211(3C) of the Companies Act, 1956.

ii. Use of estimates

The preparation of the financial statements in conformity with the generally accepted accounting principles requires the management to make estimates and assumptions that affect the reported amounts of assets and liabilities on the date of the financial statements, disclosure of contingent liabilities and reported amounts of revenue and expenses for the year. Estimates are based on historical experience, where applicable and other assumptions that the management believes are reasonable under the circumstances. Actual results could vary from these estimates and any such differences are dealt with in the period in which the results are known/ materialise.

iii. Fixed Assets

- a. All Fixed Assets (except those taken over from erstwhile KESA Zone) are shown at historical cost less accumulated depreciation.
- b. All costs relating to the acquisition or construction and installation of Fixed Assets including departmental overhead costs till the date of commissioning are capitalized.

[Handwritten signature]

[Handwritten signature]

[Handwritten signature]



KANPUR ELECTRICITY SUPPLY COMPANY LIMITED

Notes forming part of the financial statements for the year ended 31st March 2013

- c. In the case of commissioned assets where final settlement of bill with the contractors is yet to be effected, capitalization is done subject to necessary adjustments in the year of final settlement.
- d. Employee cost and other General and Administration expenses relating to Capital Works are capitalized alongwith the corresponding Fixed Asset on actual basis so far as it relates to the Construction Division. Further, expenses relating to other divisions are also capitalized on proportionate basis. With respect to APDRP schemes, additional 1% of cost is capitalized to cover the supervision cost of such schemes by the Distribution divisions.
- e. Amounts received as contribution, grant and subsidy towards the Cost of Capital Assets are credited to Capital Reserve and an amount equal to the depreciation on the assets created out of consumer's contribution, grants and subsidy is transferred from the Reserve to Statement of Profit and Loss (netted off from depreciation account) in compliance with AS -12: Accounting for Government Grants notified under the Companies (Accounting Standard) Rules, 2006 pursuant to Section 211(3C) of the Companies Act, 1956.

iv. Capital Work in Progress

Materials issued to Capital WIP are valued at Cost.

v. Depreciation

- a. Depreciation on all the assets is provided for on Straight Line method on pro rata basis as per the rates prescribed in Schedule XIV of the Companies Act, 1956.
- b. Depreciation on all the assets is provided for upto 95% of the original cost of such assets

vi. Stores and Spares


Inventories comprising of Stores and Spares are valued at cost using 'FIFO' method.

vii. Valuation of Scrap

As per practice consistently followed by the Company, Scrap is accounted for as and when sold.

viii. Contribution, Grants & Subsidy towards Cost of Capital Assets.

Consumers' Contribution, Grants and Subsidies received towards Cost of Capital Assets are treated initially as Capital Receipts and are credited to



KANPUR ELECTRICITY SUPPLY COMPANY LIMITED

Notes forming part of the financial statements for the year ended 31st March 2013

Capital Reserve. The assets created out of Consumers' Contribution, Grants and Subsidies i.e. lines, cables, networks etc are shown as assets and the Consumers' Contribution, Grant and Subsidy to the extent of depreciation provided during the year on such assets is transferred to Statement of Profit and Loss and netted off from total depreciation by debiting Capital Reserve Account

ix. **Borrowing Costs**

Borrowing costs that are directly attributable to the acquisition, construction or production of qualifying assets are capitalized as part of the cost of such asset. Other borrowing costs are recognized as an expense in the period in which they are incurred.

x. **Retirement and other employee benefits**

- a. Retirement benefits in the form of Provident fund (CPF) are defined contribution schemes and these contributions are charged to Statement of Profit and Loss in the period in which these become due to the respective funds.
- b. Deductions towards GPF from the salaries of staff are remitted to the UP State Power Sector Employees Trust, Lucknow as per the decision of the U.P. Government /UPPCL.
- c. The liability for payment of Pension and Gratuity in respect of employees of the erstwhile UPSEB has been taken over by U.P. State Power Sector Employees Trust and liability of the Company is limited to a contribution of 16.70% and 2.38% respectively of the amount of Basic Pay and Dearness Allowance paid to the employees. Provision for such retirement benefits is accordingly accounted for on the basis of the contribution on accrual basis.
- d. Employees appointed on or after 15.01.2000 are covered under CPF Scheme and entitled to gratuity under The Payment of Gratuity Act, 1972, whereas the other employees are covered under the UP State Power Sector Employees Trust, Lucknow. Provision for employees appointed on or after 15.01.2000 towards gratuity is made as per provisions of The Payment of Gratuity Act, 1972.
- e. Provision towards accrued leave encashment is estimated on the basis of balance leaves available to the credit of the employees as at the year end upto the maximum allowable limit of 300 days. Leave encashment is payable as per respective government/ UPPCL order at the time of retirement/ death and is accrued on the basis of the gross amount of the Basic Pay and Dearness allowance.

D
W
A

[Handwritten signature]



KANPUR ELECTRICITY SUPPLY COMPANY LIMITED

Notes forming part of the financial statements for the year ended 31st March 2013

xi. Revenue/ Expenditure recognition

- a. Revenue from Sale of Energy is accounted for on the basis of bills raised on consumers.
- b. Sale of Energy, Minimum Consumption Guarantee (MCG) to consumers and late payment surcharge is accounted for on the basis of tariff rates notified and approved by UP Electricity Regulatory Commission.
- c. All prior period Income and Expenditure are shown in the current period as a distinct item, as per the requirements of AS-5 "Net profit or loss for the period, prior period items and change in accounting policy" notified under the Companies (Accounting Standard) Rules, 2006 pursuant to Section 211(3C) of the Companies Act, 1956.
- d. In case of bonafide consumers indulged in theft/illegal use of electricity, the revenue is recognized on accrual basis on the basis of bills raised. However, in case of non- bonafide consumers i.e. 'Katia Connections' and of temporary connections i.e. marriages, new construction of houses etc. the revenue is recognized on cash basis.
- e. Subsidy, Grant, Insurance and other claims, Interest on Income Tax and Trade Tax and late payment surcharge from consumers are accounted for on cash basis except Grant receivable from UPPCL which is accounted for on the basis of allotment made by UPPCL.

xii. Purchase of Power

Power purchased from UPPCL has been accounted for on accrual basis at the rates notified and approved by UP Electricity Regulatory Commission.

xiii. Provision for Bad Debts

The provision for doubtful debts from consumers is provided for @ 15% of the incremental value of the Receivables.

xiv. Provisions, Contingent Liabilities and Contingent assets

A provision is recognized when the Company has a present obligation as a result of past event and it is probable that an outflow of resources will be required to settle the obligation, in respect of which a reliable estimate can be made based on technical valuation and past experience. Provisions are not discounted to its present value and are determined based on the management estimate required to settle the obligation at the Balance Sheet date. No provision is recognized for liabilities whose future outcome cannot be ascertained with reasonable certainties. Such contingent liabilities are not recognized but are disclosed in the notes to the accounts on the basis of judgment of the management. These are reviewed at each balance sheet date and adjusted to reflect the current management estimate.

[Handwritten signatures and initials]

[Handwritten signatures and initials]



xv. Taxation

Tax expense comprises of current & Deferred tax. Current income tax is measured at the amount expected to be paid to the tax authorities in accordance with the Income-tax Act, 1961 enacted in India. Deferred income taxes reflects the impact of current year timing differences between taxable income and accounting income for the year and reversal of timing differences of earlier years in terms of mandatory Accounting Standard (AS) 22 : Accounting for Taxes on Income notified under the Companies (Accounting Standard) Rules, 2006 pursuant to Section 211(3C) of the Companies Act, 1956.

Deferred tax is measured based on the tax rates and the tax laws enacted or substantively enacted at the balance sheet date. Deferred tax assets and deferred tax liabilities are offset, if a legally enforceable right exists to set off current tax assets against current tax liabilities and the deferred tax assets and deferred tax liabilities relate to the taxes on income levied by same governing taxation laws. Deferred tax assets are recognised only to the extent that there is reasonable certainty that sufficient future taxable income will be available against which such deferred tax assets can be realised. In situations where the company has unabsorbed depreciation or carry forward tax losses, all deferred tax assets are recognised only if there is virtual certainty supported by convincing evidence that they can be realised against future taxable profits.

At each Balance Sheet date the Company re-assesses unrecognised deferred tax assets. It recognises unrecognised deferred tax assets to the extent that it has become reasonably certain or virtually certain, as the case may be that sufficient future taxable income will be available against which such deferred tax assets can be realised.

xvi. Earnings per share

Basic earnings per share is calculated by dividing the net profit/(loss) for the year attributable to equity shareholders by the weighted average number of equity shares outstanding during the period.

For the purpose of calculating diluted earnings per share, the net profit/(loss) for the year attributable to equity shareholders and the weighted average number of shares outstanding during the year are adjusted for the effects of all dilutive potential equity shares.

xvii. Cash Flow Statement

Cash flows are reported using the indirect method, whereby profit/ (loss) before extraordinary items and tax is adjusted for the effects of transactions of non-cash nature and any deferrals or accruals of past or future cash receipts or payments. The cash flows from operating, investing and financing activities of the Company are segregated based on the available information.

[Handwritten signatures and initials]



KANPUR ELECTRICITY SUPPLY COMPANY LIMITED

Notes forming part of the financial statements for the year ended 31st March 2013

xviii. Cash and cash equivalents

Cash comprises cash on hand and demand deposits with banks. Cash equivalents are short-term balances (with an original maturity of three months or less from the date of acquisition), highly liquid investments that are readily convertible into known amounts of cash and which are subject to insignificant risk of changes in value.

[Handwritten signatures and initials]



Kanpur Electricity Supply Company Limited

Notes forming part of the financial statements for the year ended 31st March, 2013

NOTE 3 - SHARE CAPITAL

Particulars	As at 31st March, 2013		As at 31st March, 2012	
	Number of shares	₹	Number of shares	₹
(i) Authorised				
Equity shares of ₹ 10 each	300,000,000	3,000,000,000.00	300,000,000	3,000,000,000.00
	300,000,000	3,000,000,000.00	300,000,000	3,000,000,000.00
(ii) Issued				
Equity shares of ₹ 10 each	163,147,400	1,631,474,000.00	163,147,400	1,631,474,000.00
	163,147,400	1,631,474,000.00	163,147,400	1,631,474,000.00
(iii) Subscribed and fully paid up				
Equity shares of ₹ 10 each	163,147,400	1,631,474,000.00	158,280,000	1,582,800,000.00
	163,147,400	1,631,474,000.00	158,280,000	1,582,800,000.00

1) During the period 15th January 2000 to 31st March 2000, 5,99,99,300 Equity shares were allotted to UPPCL (Holding Company) as fully paid up pursuant to Uttar Pradesh Transfer of KESA Zone Electricity Distribution Scheme, 2000 without payment being received in cash.
2) During the year 2012-13 the company allotted 4867400 equity shares of face value of Rs 10/- each to UP Power corporation Ltd fully paid up in cash.

(i) Reconciliation of the number of shares and amount outstanding at the beginning and at the end of the reporting period:

Particulars	Opening Balance	Fresh Issue during the year	Closing Balance
(a) Issued Equity Shares			
Year ended 31st March, 2013			
Number of shares	163,147,400		163,147,400
Amount (₹)	1,631,474,000.00		1,631,474,000.00
Year ended 31st March, 2012			
Number of shares	163,147,400	0	163,147,400
Amount (₹)	1,631,474,000.00	0.00	1,631,474,000.00
(b) Subscribed and fully paid up Equity shares			
Year ended 31st March, 2013			
Number of shares	158,280,000	4867400	163,147,400
Amount (₹)	1,582,800,000.00	48,674,000.00	1,631,474,000.00
Year ended 31st March, 2012			
Number of shares	158,280,000	0	158,280,000
Amount (₹)	1,582,800,000.00	0.00	1,582,800,000.00

(ii) Details of shares held by the holding company :

Particulars	Equity shares
	Number of shares
As at 31st March, 2013	
Uttar Pradesh Power Corporation Limited	163,146,700
As at 31st March, 2012	
Uttar Pradesh Power Corporation Limited	158,279,300

(Handwritten signatures and initials)



Kanpur Electricity Supply Company Limited

Notes forming part of the financial statements for the year ended 31st March, 2013

(iii) Details of shares held by shareholder holding more than 5% shares:

Class of shares / Name of shareholder	As at 31st March, 2013		As at 31st March, 2012	
	Number of shares held	% holding	Number of shares held	% holding
Equity shares				
Uttar Pradesh Power Corporation Limited	163,146,700	99.9996%	158,279,900	99.9996%

(iv) The company has only one class of equity shares having par value of ₹ 10 per share. Each equity share is entitled to one vote.

In the event of liquidation of the Company the holders of equity share will be entitled to receive the assets in proportion to the number of equity shares held by each of them.

Total: (24,972,478,625.77) (19,632,699,107.36)

NOTE 4 : RESERVES & SURPLUS

Particulars	As at 31st March, 2013	As at 31st March, 2012
	₹	₹
(a) Capital Reserves (contribution, grants & subsidy towards cost of capital assets)		
Opening balance	1,954,737,422.82	1,772,006,168.45
Add: Additions during the year	200,547,858.34	182,729,254.37
	2,155,285,281.16	1,954,737,422.82
Less: Deduction during the year	(659,085,430.92)	(567,424,992.00)
Closing balance	1,496,199,850.24	1,387,312,430.82
(b) Deficit in Statement of Profit and Loss		
Opening balance	(21,020,011,538.18)	(17,181,573,105.26)
Add: Loss for the year	(5,448,666,937.83)	(3,838,438,432.92)
Closing balance	(26,468,678,476.01)	(21,020,011,538.18)
Total	(24,972,478,625.77)	(19,632,699,107.36)

[Handwritten signatures and initials]



Kanpur Electricity Supply Company Limited

Notes forming part of the financial statements for the year ended 31st March, 2013

NOTE 5 : LONG TERM BORROWINGS

Particulars		As at 31st March, 2013	As at 31st March, 2012
		₹	₹
Secured Term loans (Refer note below)			
(i) From UPPL (Holding Company)			
Loan Outstanding As on 31/03/2013	1,950,000,000.00		
Less: Amount overdue shown as current liability under Note - 10	1,950,000,000.00	0.00	0.00
		0.00	0.00
(ii) Rural Electrification Corporation Limited			
		900,000,000.00	0.00
(iii) Term Loan from Banks & Others (through UPPL)			
		14,538,447,759.00	0.00
Syndicate Bank	169487180.00		
Krur Vysya Bank	17717834.00		
State Bank of India	598911720.00		
Punjab National Bank	1886094048.00		
Vijay Bank	499056513.00		
Union Bank of India	1114456674.00		
Allahabad Bank	1432585677.00		
Indian Overseas Bank	441855301.00		
Dena Bank	345797174.00		
Central Bank of India	1650470836.00		
Bank of Maharashtra	233800583.00		
UCO Bank	759349801.00		
Bank of Baroda	306552426.00		
Oriental Bank of Commerce	953814107.00		
Bank of India	385167114.00		
South Indian Bank	37432395.00		
Punjab and Sindh Bank	468349492.00		
Federal Bank	47962659.00		
Corporation Bank	571109773.00		
Canara Bank	1430531852.00		
PFC Transitional Loan	974684900.00		
Mandi Parishad	50920000.00		
Noida Authority	101840000.00		
(iv) Power Finance Corporation Limited			
Loan Outstanding As on 31/03/2013	1028825109.00		
Less: Amount shown as current Liabilities sch 10	105350732.00	1,523,474,377.00	685,773,437.00
		16,961,922,136.00	685,773,437.00
Unsecured Term loan (Refer note below)			
Loan from State Government through UPPL (APDRP)	40,432,000.00		
Less: Amount overdue shown as other current liabilities Note no. 10)	19,205,200.00	21,226,800.00	24,596,135.00
		21,226,800.00	24,596,135.00
Total		16,983,148,936.00	710,369,572.00



221,400,000
42,774,702.00
321,400,000.00

Kanpur Electricity Supply Company Limited
Notes forming part of the financial statements for the year ended 31st March, 2013

TERMS OF REPAYMENT AND RATE OF INTEREST ON LOAN

1 : PFC 08621002 : Corporation sanctioned a loan of ₹ 32.14 Crore for the implementation of the Kanpur Town / Circle Scheme under APDRP involving a total cost of ₹ 64.28 Crore on the terms & conditions contained in the corporation's letter dated 28th July 2005 & amendment thereof dated 16th September 2005.

Date of Disbursement	Amount of Disbursement (₹)	Repayment Terms
10th October 2005	48,210,000.00	The loan shall be repaid in Forty (40), equal quarterly installments and interest and other monies thereon as per the terms of the Memorandum of Agreement
21st November 2005	69,072,855.00	
30th December 2005	66,496,619.00	
31st January 2006	60,168,132.00	
26th April 2006	33,917,311.00	
4th July 2006	760,381.00	
10th November 2006	42,774,702.00	
	321,400,000.00	

Rate of Interest

As per the Agreement executed between the parties, KESCO was to pay interest at the rates as applicable on the date of each disbursement pertaining to the grading of the borrower alongwith interest tax at the rates applicable from time to time

Further, notwithstanding anything herein above, the Corporation has the right to reset the rate of interest at its discretion. The revised rates to take effect from such date as may be specified by the Corporation in this behalf.

The rate of interest during the year 2012-13 is 13.25 % as per the Statement received from PFC.

De *D W-ASL* *me* *f*



Kanpur Electricity Supply Company Limited

Notes forming part of the financial statements for the year ended 31st March, 2013

2 : PFC 08621003 : In respect of this project, KESCo & Corporation executed a Memorandum of Agreement dated 06.11.2006 whereby the Corporation agreed to grant a additional loan of ₹ 16.07 Crore.

Owing to an increase in the revised cost of the project from ₹ 64.28 Crore to ₹ 94.66 Crore, the Corporation further agreed to enhance the loan amount from ₹ 16.07 Crore to ₹ 46.45 Crore by granting an additional loan of ₹ 30.38 Crore on the terms & conditions contained in corporation's letter dated 30th March 2007.

Date of Disbursement	Amount of Disbursement (₹)	Repayment Terms
15th December 2006	24,100,000.00	The loan to be repaid in Forty (40), equal quarterly installments and interest and other monies thereon as per the terms of the Memorandum of Agreement. The first installment became due on the 15th day of October 2008 and the subsequent installments became due for payment on the 15th day of July, October, January and April, every year.
01st February 2007	23,988,745.00	
27th February 2007	106,370.00	
02nd March 2007	23,707,625.00	
23rd March 2007	24,018,516.00	
30th March 2007	22,955,473.00	
09th May 2007	18,488,322.00	
15th June 2007	9,051,352.00	
09th July 2007	9,139,592.00	
14th August 2007	3,805,184.00	
19th September 2007	45,575,000.00	
04th December 2007	29,256,126.00	
09th January 2008	26,819,025.00	
18th March 2008	22,930,881.00	
11th April 2008	29,598,409.00	
12th July 2010	22,396,889.00	
18th October 2010	2,183,950.00	
15th March 2011	9,589,002.00	
30th March 2011	53,218,401.00	
	400,928,862.00	

Rate of Interest

As per the Agreement executed between the parties, KESCo was to pay interest at the rates as applicable on the date of each disbursement pertaining to the grading of the borrower alongwith interest tax at the rates applicable from time to time.

Further, notwithstanding anything herein above, the Corporation has the right to reset the rate of interest at its discretion. The revised rates to take effect from such date as may be specified by the Corporation in this behalf.

The rate of interest during the year 2012-13 varied from 11.75% to 12.50% as per Statement received from PFC.

[Handwritten signatures and initials]



Kanpur Electricity Supply Company Limited

Notes forming part of the financial statements for the year ended 31st March, 2013

3 : **PFC 08607001** : Corporation sanctioned a loan of ₹ 49.98 Crore for the purpose of installation of Aerial Bunched Conductor for theft prevention in distribution areas of KESCo on the terms & conditions contained in corporation's letter dated 29th February 2008 and 09th May 2008.

Date of Disbursement	Amount of Disbursement (₹)	Repayment Terms
04th August 2008	74,970,000.00	The loan to be repaid by the borrower in sixty (60) equal quarterly installments. The first installment became due on the 15th day of April 2010 and the subsequent installments became due for payment on the 15th day of July, 15th day of October, 15th day of January and 15th day of April, every year.
27th August 2008	88,987,064.00	
04th February 2009	47,430,529.00	
11th February 2009	49,432,090.00	
24th February 2009	71,869,084.00	
20th May 2009	52,935,257.00	
31st March 2010	36,575,443.00	
27th February 2013	24,656,594.00	
1st March 2013	5,557,640.00	
21st March 2013	12,837,439.00	
	445,251,140.00	

Rate of Interest
As per the Agreement executed between the parties, KESCo was to pay interest at the rate as applicable on the date of each disbursement pertaining to the grading of the borrower at the rates applicable from time to time.

Further, notwithstanding anything herein above, the Corporation has the right to reset the rate of interest at its discretion. The revised rates to take effect from such date as may be specified by the Corporation in this behalf.

The rate of interest during the year 2012-13 is 13.25% as per the statement received from PFC.

Unsecured Loan - Loan from State Government through UPPCL (APDRP)
Repayment Terms
Loan of ₹ 4,04,32,000 was granted by State Government through UPPCL for APDRP in FY 2003-04.

50% of the loan amount ₹ 2,02,16,000.00 was payable in 20 equal annual installment (₹ 10,10,800.00) commencing from FY 2004-05

Remaining 50% of the loan amount ₹ 2,02,16,000.00 was payable in 15 equal annual installment (₹ 13,47,733.00) after 5 years of moratorium from the date of disbursement commencing from FY 2008-09

Rate of Interest
Normal rate of interest applicable is 13 % p.a and further in case of any default 2.25% p.a shall be applicable on the default amount as penal interest.

Handwritten signatures and stamps:
 - A signature on the left, possibly "D. M. ASI".
 - A signature in the middle, possibly "M. C."
 - A circular stamp on the right: "S.K. KAPOOR & CO. Chartered Accountants".

Kanpur Electricity Supply Company Limited

Notes forming part of the financial statements for the year ended 31st March, 2013

Notes on loans:

(a) Loan from Uttar Pradesh Power Corporation Ltd (Rs 195.00 Crore)

(i) Secured loan from UPPCL of ₹ 110.00 Crores are secured by way of the first charge over the distribution system and the distribution assets of the erstwhile KESA as transferred to KESCO by the transfer scheme as on the appointed date.

(ii) Terminal benefit liabilities of ₹ 85.00 crores as on 15.01.2000 transferred to KESCO as per the transfer scheme were taken over by the State Government vide its order no. 3972 dated 09.02.2004. The said amount of ₹ 85.00 Crores has been considered as Secured loan from UPPCL even though the loan agreement between the parties is pending to be executed, and accordingly the Security details cannot be ascertained.

The above term loans are fully overdue hence the same has been reflected as Other Current Liabilities under Note No- 10.

Rate of Interest

The Board of Directors of UPPCL had resolved on the 19th of October 2005 that the interest would not be payable by KESCO to UPPCL till such time it does not earn profit. Accordingly, no provision has been made during the year by the Company for the liability on account of the aforesaid interest and

DEFAULT IN REPAYMENT OF INTEREST & PRINCIPAL AMOUNT

Particulars	As at 31st March, 2013		As at 31st March, 2012	
	Period of default	₹	Period of default	₹
Term loans from UPPCL (Holding Company)				
Term Loan	3 years	1,100,000,000.00	3 years	1,100,000,000.00
Terminal Benefit Liability	Refer Note (vi) below	850,000,000.00	Refer Note (vi) below	850,000,000.00
Loan from State Government through UPPCL (APDRP)				
Principal Amount	Since 2004-05	15,835,865.00	Since 2004-05	13,477,332.00
Interest Amount	Since 2004-05	43,989,005.20	Since 2004-05	37,704,861.60

Terminal Benefit Liability : In the absence of any agreement having been executed the period of default of the Term Loan of ₹ 85 Crores cannot be ascertained.

(b) Rural Electrification Corporation: This loan has been transferred from UPPCL (holding company) during the year and is guaranteed by the State Govt. The loan carry a interest of 13.25% with moratorium of 36 months which is to be repaid in 84 equated monthly installment thereafter.

(c) Term Loan from Banks & Others (through UPPCL): These loans have been taken form various financial institutions and others and have been transferred by UPPCL to the company during the year. These are secured against Trade Recievables by the company. The loan is repayable in 84 monthly equated installments after a moratorium of 36 months and due for repayment starting from April 2015 except loan taken from Mandi Panshad and Noida which are interest free

(d) Power Finance Corporation Limited

The Secured loan from Power Finance Corporation Limited is secured by the hypothecation by way of first charge over the whole of the moveable assets of the Company under the APDRP scheme including replacement thereof whether stores, lying loose or in transit. During the year an additional loan amounting to Rs 90.00 crore has been transferred from UPPCL (holding company) during the year and is guaranteed by the State Govt. This additional loan carry a interest of 12.62% with moratorium of 36 months which is to be repaid in 84 equated monthly installment thereafter. Terms and condition of old loan are given hereunder.

[Handwritten signatures and initials]



Kanpur Electricity Supply Company Limited

Notes forming part of the financial statements for the year ended 31st March, 2013

NOTE 6 : LONG TERM PROVISIONS

Particulars	As at 31st March, 2013	As at 31st March, 2012
	₹	₹
Provision for employee benefits		
(i) Provision for leave encashment	524,893,441.00	483,159,839.00
(ii) Provision for arrears of With Pay Commission		177,363,530.00
Total	524,893,441.00	660,523,369.00

NOTE 7 : Other long term Liabilities

Particulars	As at 31st March, 2013	As at 31st March, 2012
	₹	₹
(i) Security deposit	987,265,963.98	923,706,951.29
(ii) Advance to Supplier	3,303,088.27	3,303,088.27
(iii) Restructuring Account	144,568,023.97	144,568,023.97
Total	1,135,137,076.22	1,071,578,063.53

NOTE 8 : SHORT TERM BORROWINGS

Particulars	As at 31st March, 2013	As at 31st March, 2012
	₹	₹
(i) Loans repayable on demand - Overdraft		
Punjab National Bank		
Secured		1.00
		1.00
(ii) Interest Free Loan from UPPCL (Holding Company)		
Loan against Power Purchase (Unsecured)	227,797,713.42	227,797,713.42
	227,797,713.42	227,797,713.42
Total	227,797,713.42	227,797,714.42

Notes:

(i) NATURE OF SECURITY

The Overdraft limit from Punjab National Bank is secured by the security of charge on receivables for not more than 90 days.

(ii) REPAYMENT & INTEREST DETAILS

Loan against Power Purchase is repayable on demand

The Board of Directors of UPPCL had resolved on the 19th of October 2005 that the interest on the Unsecured loan against power purchase, would not be payable by KESCo to UPPCL till such time it does not earn profit.

Accordingly, no provision has been made during the year by the Company for the liability on account of the aforesaid interest.



Kanpur Electricity Supply Company Limited

Notes forming part of the financial statements for the year ended 31st March, 2013

NOTE 9 - TRADE PAYABLES

Particulars	As at 31st March, 2013	As at 31st March, 2012
	₹	₹
Trade Payables		
(a) For Power Purchase (UPPCL)	8,937,265,600.59	22,546,626,341.66
(b) For Transmission Charges (UPPTCL)	1,240,754,044.98	1,055,294,306.62
Total	10,178,033,645.57	23,601,920,648.28

NOTE 10 - OTHER CURRENT LIABILITIES

Particulars	As at 31st March, 2013	As at 31st March, 2012
	₹	₹
(i) Current maturities of Long-Term Borrowings (Refer Detail below)	2,074,555,932.00	2,067,598,957.00
(ii) Interest accrued but not due on borrowings - PFC	31,144,531.00	20,952,508.00
(iii) Interest accrued and due on borrowings	508,370,579.96	549,018,624.96
(iv) Statutory remittances	1,447,314.00	42,311.00
(v) Due to UPPCL	8,374,206,116.61	6,520,142,578.75
(vi) Due to State Government	3,487,441,067.90	2,932,155,323.97
(vii) Due to Distribution Companies:-		
PVVNL(Varanashi)	45,400,850.00	26,532,250.00
MVVNL	43,355,731.26	21,106,331.26
PASHVNL	10,322,349.00	2,500,000.00
(viii) Due to U.P. State Power Sector Employees Trust	56,070,658.35	61,994,927.35
(ix) Liability for Supply of Material	191,612,790.38	333,930,319.54
(x) Audit & Other Professional Fee Payable	1,343,752.00	1,427,914.00
(xi) Others	108,711,932.45	58,196,011.93
(xii) Liability for Expenses	29,636,311.10	28,743,843.54
(xiii) Liability for Salary	78,420,027.83	74,429,078.57
(xiv) Interest accrued on security deposits form consumers	287,937,918.65	252,787,754.54
Total	15,330,086,862.49	12,951,558,734.41

Details of Current maturities of long-term debt (Refer Notes 5 - Long-term borrowings for details of security & repayment terms)

Particulars	As at 31st March, 2013	As at 31st March, 2012
	₹	₹
Secured Term loans		
(i) From UPPCL (Holding Company)	1,950,000,000.00	1,950,000,000.00
(ii) From PFC	105,350,732.00	101,763,092.00
Unsecured Term loans		
Loan from State Government through UPPCL (AFDRP)	19,205,200.00	15,835,865.00
Total	2,074,555,932.00	2,067,598,957.00

NOTE 11 - SHORT TERM PROVISIONS

Particulars	As at 31st March, 2013	As at 31st March, 2012
	₹	₹
Provision for employee benefits		
Provision for arrears of With Pay Commission	407,895,156.00	322,543,059.00
Total	407,895,156.00	322,543,059.00



1210

Kanpur Electricity Supply Company Limited
Notes forming part of the financial statements for the year ended 31st March, 2013
NOTE 12 : TANGIBLE FIXED ASSETS

A	Tangible assets	Rate of Depreciation	Gross block			Accumulated depreciation			Net block		
			Balance as at 1 April, 2012	Additions during 2012-13	Balance as at 31st March, 2013	Accumulated depreciation	Depreciation expense for the year	Other Adjustments (Prior Period items)	Balance as at 31st March, 2013	Balance as at 31st March, 2013	Balance as at 31st March, 2012
			₹	₹	₹	₹	₹	₹	₹	₹	
I	LEASEHOLD		1.00	0.00	1.00	0.00	0.00	0.00	0.00	1.00	1.00
II	OWNED										
	(a) Buildings										
	Residential Colonies	1.63%	101,895,816.53	318,166.13	102,213,982.66	25,485,154.19	1,662,095.33	0.00	27,147,249.52	25,066,733.14	76,410,662.34
	Office Building	1.63%	16,589,237.21	726,879.54	16,816,116.75	2,194,983.00	774,092.57	0.00	2,469,075.57	14,347,041.18	14,394,254.21
	Building Containing Sub Stations	3.34%	168,889,686.93	1,138,187.86	172,027,869.79	46,112,653.50	2,783,735.08	(18,364,996.02)	30,531,392.56	141,496,477.23	122,777,033.43
	(b) Plant and Equipment	4.75%	1,552,938,175.49	66,156,847.73	1,619,095,023.22	525,567,834.73	75,222,148.44	0.00	600,784,983.17	1,018,310,040.05	1,027,375,140.75
	(c) Furniture and Fixtures	6.33%	17,577,514.56	310,331.50	12,987,846.16	8,244,565.37	330,989.89	2,208.43	8,577,763.69	4,410,082.47	4,432,949.29
	(d) Vehicles	9.50%	34,530,863.95		34,530,863.95	30,343,479.60	348,282.59		30,691,762.19	3,839,101.76	4,187,384.35
	(e) Office equipment										
	Computers	16.21%	33,502,033.74	393,118.00	33,895,151.74	14,217,147.92	5,257,004.64	0.00	19,474,152.56	14,420,999.18	19,284,885.82
	Other Office Equipment	4.75%	61,520,459.66	2,174,042.10	63,694,501.76	50,145,476.85	2,178,096.36	208.50	52,323,781.71	11,370,720.05	11,374,982.81
	(f) Lines, Cables, Networks etc.	4.75%	3,646,217,040.78	131,235,427.55	3,777,452,468.33	1,669,058,658.72	176,238,399.09	0.00	1,845,297,057.81	1,932,155,410.52	1,977,158,382.06
	Total		5,628,760,829.95	203,952,995.41	5,832,713,825.36	2,371,364,953.88	264,294,843.99	(18,362,579.09)	2,617,297,218.78	3,215,416,606.58	3,257,395,876.06
	Less- Amortisation of Consumers Contribution on Fixed Assets						91,660,438.92				
	Depreciation charged to operation						172,634,405.07				
	Previous year		5,470,346,129.45	158,414,700.50	5,628,760,829.95	2,113,260,490.59	161,178,864.09	330,323.20	2,371,364,953.88	3,257,395,876.06	

OK

D

in - Ay

[Signature]

[Signature]



Kanpur Electricity Supply Company Limited

Notes forming part of the financial statements for the year ended 31st March, 2013

NOTE 13 - CAPITAL WORK IN PROGRESS

Particulars	Balance as on 01st April 2012	Additions during the year	Capitalized during the year	Balance as on 31st March 2013
	₹	₹	₹	₹
Capital Work in Progress	446,732,164.00	198,083,619.17	203,952,995.41	440,862,787.76
Total	446,732,164.00	198,083,619.17	203,952,995.41	440,862,787.76
Previous Year	365,026,332.68	230,718,389.07	149,012,557.75	446,732,164.00

NOTE 14 - LONG TERM LOANS & ADVANCES

Particulars	As at 31st March, 2013	As at 31st March, 2012
	₹	₹
(i) Capital Advances		
<u>Unsecured considered good</u>		
(a) Advance to fabricators	235,130,217.08	239,845,811.01
<u>Unsecured Considered doubtful</u>		
(b) Advance to Supplier & Contractor	475,466.14	
Less: Provision for doubtful Loans & Advances	475,466.14	24,985.00
Total	235,130,217.08	239,870,796.01

NOTE 15 - INVENTORIES

Particulars	As at 31st March, 2013	As at 31st March, 2012
	₹	₹
Stores & Spares (As valued at cost & certified by the management)	269,236,092.79	259,409,248.20
Total	269,236,092.79	259,409,248.20

NOTE 16 - TRADE RECEIVABLES

Particulars	As at 31st March, 2013		As at 31st March, 2012
	₹	₹	₹
<u>Unsecured, considered good</u>			
Trade receivables outstanding for a period exceeding six months		30,703,931,417.96	21,576,935,438.57
Less: Provision for doubtful trade receivables	5,905,051,179.08		(4,550,710,414.70)
Unrealised Late Payment Surcharge	10,677,128,999.63	16,582,180,178.71	(1,944,646,019.29)
		14,121,751,239.25	15,081,579,004.58
Other Trade receivables		1,994,813,019.40	1,354,417,433.50
		1,994,813,019.40	1,354,417,433.50
Total		16,116,564,258.65	16,435,996,438.08

De *in* *AK*

Se

f



Kanpur Electricity Supply Company Limited

Notes forming part of the financial statements for the year ended 31st March, 2013

NOTE 17 - CASH & CASH EQUIVALENTS

Particulars	As at 31st March, 2013	As at 31st March, 2012
	₹	₹
Cash & Cash Equivalents		
(i) Cash in hand	47,377,238.24	53,610,375.75
(ii) Cheques, draft on hand	247,569,301.87	183,747,521.31
(iii) Balance with banks		
In current accounts	637,381,583.67	459,832,692.87
Other bank balances		
In deposit account	13,900,781.00	12,898,821.00
Total	946,228,904.78	710,089,410.93

NOTE 18 - SHORT TERM LOANS & ADVANCES

Particulars	As at 31st March, 2013	As at 31st March, 2012
	₹	₹
Unsecured, considered good		
(i) Loans and advances to UPCL (Holding Company)		900,810.00
		900,810.00
(ii) Loans and advances to employees		
(a) Unsecured Considered Good	2,063,597.00	1,277,622.00
(b) Unsecured considered Doubtful	3,606,858.72	
Less: Provision for doubtful loans and advances	3,606,858.72	0.00
	2,063,597.00	1,277,622.00
(iii) Loans & Advances to Distribution Companies		
UPPTCL	11,295,977.00	9,137,759.00
UPRVUNL	23,200.00	23,200.00
DWNL	106,063,789.20	94,613,823.20
	117,382,966.20	103,774,782.20
(iv) Advances Recoverable in Cash or in Kind for value to be received		142,549,100.55
(a) Unsecured Considered Good	89,467,467.18	
(b) Unsecured considered Doubtful	113,360,150.42	
Less: Provision for doubtful loans and advances	113,360,150.42	(63,837,361.66)
	89,467,467.18	78,711,738.89
Total	208,914,030.38	184,664,953.09

NOTE 19 - Other Current Assets

Particulars	For the year ended 31st March, 2013	For the year ended 31st March, 2012
	₹	₹
(i) Prepaid expenses	511,607.00	450,406.00
(ii) Balances with government authorities	13,123,699.91	10,456,760.91
Total	13,635,306.91	10,907,166.91

Handwritten signatures and initials: JS, m, AH

Handwritten signature: De

Handwritten signature: 9



Kanpur Electricity Supply Company Limited

Notes forming part of the financial statements for the year ended 31st March, 2013

NOTE 20 - REVENUE FROM OPERATIONS

Particulars	For the year ended	For the year ended
	31st March, 2013	31st March, 2012
	₹	₹
(a) Sale of Power (Refer Note (i) below)	11,237,591,702.04	9,786,636,430.31
(b) Other operating revenues (Refer Note (ii) below)	219,613,256.09	380,978,321.28
Total	11,457,204,958.13	10,167,614,751.59

Particulars	For the year ended	For the year ended
	31st March, 2013	31st March, 2012
	₹	₹
Note: (i) Sale of Power comprises :		
Domestic	4,109,880,923.06	3,801,581,309.13
Commercial	1,659,757,981.62	1,460,316,510.06
Industrial	5,335,213,129.86	4,260,881,392.10
Public lighting	776,423,840.00	223,741,440.00
Public water works	348,011,134.43	245,099,375.87
Gross Sale of Power	11,729,287,008.97	9,991,620,027.16
Less - Electricity duty	491,695,306.93	204,983,596.85
Net Sale of Power	11,237,591,702.04	9,786,636,430.31
Note (ii) Other operating revenues:		
Delayed Payment charges from consumers	219,613,256.09	380,978,321.28
Other operating revenues	219,613,256.09	380,978,321.28

NOTE 21 - OTHER INCOME

Particulars	For the year ended	For the year ended
	31st March, 2013	31st March, 2012
	₹	₹
(i) Interest income (Refer Note (i) below)	13,980,042.50	8,815,805.80
(ii) Other non-operating income (Refer Note (ii) below)	252,696,479.60	41,506,097.88
Total	266,676,522.10	50,321,903.68

Handwritten signatures and initials: A large 'D' followed by 'MN' and 'AS'.

Handwritten signature: A stylized signature.

Handwritten signature: A stylized signature.



Handwritten number: 22

Handwritten number: 22

Handwritten number: 222

Kanpur Electricity Supply Company Limited

Notes forming part of the financial statements for the year ended 31st March, 2013

Note: (i) Interest income comprises:		
Interest from banks on Fixed Deposit	13,980,042.50	8,815,805.80
Total - Interest income	13,980,042.50	8,815,805.80
Note: (ii) Other non operating income comprises:		
Sale of Scrap	14,885,085.00	30,961,356.00
Penalty from Contractors	6,690,097.00	3,619,799.88
Rebate for Timely Payment of Interest	2,522,263.00	1,573,643.00
Rental from Staff	1,211,883.10	800,463.00
Sales of Tender Forms	689,374.16	915,147.15
Other Recoveries From Consumers	15,305,825.24	914,021.00
Other Miscellaneous Income	335,873.20	1,078,314.00
Prior period income (net of Expenses) (Refer Note Below)	211,056,078.90	1,643,053.85
Total - Other non-operating income	252,696,479.60	41,506,097.88
Note: Details of Prior period items		
A) Expenses		
Trade tax on works 2008-09 to 2011-12	356840.00	0.00
Salary	0.00	1,424,424.00
KESCO Head Office Expenses	6849271.00	0.00
Dearness Allowance	0.00	7,167,102.00
Trust Expenses	2471306.00	0.00
Depreciation	0.00	330,323.20
Consumption of Material	1260537.00	0.00
Expense excess booked	3571.00	0.00
Operating Expenses	0.00	3,203,829.95
Bonus	5341384.00	0.00
	16292909.00	12,125,679.15
B) Income		
Reversal of Bank Charges	45334.00	
Transmission Charges	201613226.00	
Depreciation	18362579.09	
Amortisation of Consumers Contribution on Fixed Assets		13,768,733.00
Excess Staff Provision written back	7327848.81	
	227348987.90	13,768,733.00
Total (A-B)	(211,056,078.90)	(1,643,053.85)



23

223

Kanpur Electricity Supply Company Limited

Notes forming part of the financial statements for the year ended 31st March, 2013

NOTE 22 : PURCHASE OF POWER		
Particulars	For the year ended 31st March, 2013	For the year ended 31st March, 2012
	₹	₹
Purchase Cost	11,335,656,310.00	11,676,234,780.00
Transmission Cost	546,372,854.00	389,207,826.00
Total	11,882,028,664.00	12,065,442,606.00

NOTE 23 : EMPLOYEE BENEFIT EXPENSES		
Particulars	For the year ended 31st March, 2013	For the year ended 31st March, 2012
	₹	₹
Salaries & Wages	866,759,510.77	835,678,669.41
Contributions to provident and other funds	141,864,663.00	136,827,824.00
Staff welfare expenses	13,987,505.77	12,287,592.78
Less : Expenses Capitalised	(12,098,429.00)	(13,263,014.62)
Total	1,010,513,250.54	971,531,071.57

NOTE 24 : FINANCE COST		
Particulars	For the year ended 31st March, 2013	For the year ended 31st March, 2012
	₹	₹
(i) Interest expense on Borrowings	1,868,839,234.98	112,074,405.00
(ii) Other borrowing cost	11,046.30	76,297.00
(iii) Interest Expenses on Security deposits from consumers	79,025,315.00	48,652,731.00
Total	1,947,875,596.28	160,803,433.00

Handwritten signatures and initials: AS, me, and others.



Kanpur Electricity Supply Company Limited

Notes forming part of the financial statements for the year ended 31st March, 2013

NOTE 25 : OTHER EXPENSES

Particulars	For the year ended 31st March, 2013	For the year ended 31st March, 2012
	₹	₹
Interest Expense on Electricity duty	255,302,580.00	230,870,269.61
Repairs & Maintenance - Building	39,265,827.31	25,994,316.69
Repairs & Maintenance - Machinery	192,169,245.50	121,534,091.81
Repairs & Maintenance - Line, Cables, Networks etc.	119,140,347.67	105,399,338.03
Repairs & Maintenance - Others	1,007,388.40	1,381,468.89
Lease Rent on leasehold land to LPPCL (Holding Company)	12.00	12.00
Rates & Taxes	13,992,002.00	13,822,189.00
Insurance	675,521.00	648,101.00
Communication	3,847,425.00	3,775,176.20
Travelling & Conveyance	11,843,369.40	791,714.34
Legal & Professional charges	16,304,563.00	14,429,520.00
On line & Spot Billing charges	27,604,363.00	28,025,290.00
Printing & Stationery	4,312,644.63	6,537,679.50
Advertisement Expenses	4,708,045.00	5,837,414.00
Fee & Subscription	6,928,650.00	7,517,336.00
Provision for doubtful trade Receivables	1,354,340,764.38	70,756,995.00
Security Charges	55,084,940.00	56,133,287.00
Provision for doubtful loans & advances	46,238,306.88	1,689,674.12
Payments to auditors (Refer Note (i) below)	224,720.00	224,720.00
Prior period Items (Net) (Refer Note (ii) below)	-	-
Miscellaneous expenses	6,711,828.00	2,184,668.34
Less : Expenses capitalised	(206,041.00)	(134,148.00)
Total	2,159,496,502.17	697,419,113.53

Notes:

Particulars	For the year ended 31st March, 2013	For the year ended 31st March, 2012
	₹	₹
(i) Payments to the auditors comprises :		
As Auditors - For Statutory Audit	224,720.00	224,720.00
Total	224,720.00	224,720.00

Handwritten signatures and initials: DE, W. AS, and others.



Kanpur Electricity Supply Company Limited

Notes forming part of the financial statements for the year ended 31st March, 2013

DISCLOSURES UNDER ACCOUNTING STANDARDS

NOTE 26 : CONTINGENT LIABILITIES AND COMMITMENTS

(i) CONTINGENT LIABILITIES

Contingent liabilities not provided for in respect of:

Particulars	As at 31st March, 2013	As at 31st March, 2012
	₹ in lacs	₹ in lacs
(i) Claims against the Company not acknowledged as debts	838.59	823.99
(ii) interest charges payable to State Government in respect of conversion of leasehold land into freehold land (matter referred for waiver to the State Government)	1,679.65	1,390.83
(iii) Appeal pending before Income Tax Appellate Tribunal	427.12	427.12

(ii) COMMITMENTS

Estimated amount of contracts remaining to be executed on Capital Account and not provided for:

Particulars	As at 31st March, 2013	As at 31st March, 2012
	₹ in lacs	₹ in lacs
Net of Advances ₹ 1,848.61 lacs (₹ 1,611.28 lacs)	1,890.57	1,599.95

NOTE 27 : BACKGROUND

(i) The Company was incorporated under the Companies Act, 1956 on 21.07.1999 and took over the Assets and Liabilities of KESA Zone of UPPCL w.e.f. 15.01.2000 (hereinafter referred to as the "appointed date") in terms of the U P Government notification no. 186 /XXIV-I-2000 dated 15.01.2000. Accordingly, the accounts of the company also comply with the various provisions of the Transfer of KESA Zone Electricity Distribution Scheme 2000 (hereinafter referred to as the "transfer scheme").

(ii) The Fixed Assets (of the erstwhile KESA Zone) were taken over by the Company (i.e. KESCO) from UPPCL on 15.01.2000 as per the transfer scheme at a gross value of ₹ 260.00 crores (with nil accumulated depreciation). The details of the individual block of assets have been considered at the values as approved by the Board of Directors.

NOTE 28 : SEGMENT REPORTING (AS 17)

Since the Company is engaged in retail distribution of electricity in the city of Kanpur and its adjoining areas, there are no other reportable segments in terms of Accounting Standard (AS)- 17: Segment Reporting as notified under the Companies (Accounting Standards) Rules, 2006 pursuant to Section 211 (3C).

Handwritten signatures and initials: AS, M, S, etc.

Handwritten signature: M



26

206

Kanpur Electricity Supply Company Limited

Notes forming part of the financial statements for the year ended 31st March, 2013

NOTE 29 : RELATED PARTY TRANSACTIONS (AS -18)

Details of related parties:

Description of relationship	Names of related parties
Key Management Personnel (KMP) - Managing Director	Sri R.S. Pandey for the period from 29.05.2012 to end of the financial year Sri S.N. Bajpai Director (Technical) for the period 11.10.2012 to end of the financial year.
Sri R.S. Pandey Managing Director, Kesco did not draw salary since he had additional charge of MD KFSCO and was drawing salary from the UP Power Transmission Corporation Ltd. Sri S.N. Bajpai Director (Technical) drawn salary from Kesco worth Rs 3.52 lacs during financial year 2012-13.	
Details of related party transactions during the year ended 31st March, 2012 :	
Particulars	KMP
Transactions during the year	
Directors Salary	(Nil)
Total	(Nil)

(i) Figures in bracket relates to the previous year

(ii) In terms of the exemption as per para 8 of Accounting Standards (AS)-18 Related Party Disclosures as notified under the Companies (Accounting Standards) Rules, 2005 pursuant to Section 211 (3C), no disclosure has been made in the financial statements as regards related party relationships with other state-controlled enterprises and transactions with such enterprises.

NOTE 30 :

The Company has no employees whose salary exceeds the limits prescribed under Section 217(2A) of the Companies Act, 1956

NOTE 31 : LEASEHOLD LAND

(i) The Company has not ascertained the value of the leasehold land received from UPPCL as per the transfer scheme at a lease of ₹ 1.00 per month and holds the same at a nominal value of ₹ 1.00 in the books of account.

(ii) The lease of Plot no.'s 4 and 54 of erstwhile KESA expired on 4.12.1994 and 31.07.1994 respectively and was not renewed by the Government of U.P. vide G.O. dated 03-10-1994. The Company had accordingly deposited a sum of ₹ 7,43,86,785.00 with the State Government towards conversion of the plots into freehold in earlier years

[Handwritten signatures and initials]

[Handwritten signature]



Kanpur Electricity Supply Company Limited

Notes forming part of the financial statements for the year ended 31st March, 2013

NOTE 32 : RECONCILIATION OF INTER UNIT & OTHER BALANCES

The following balances are subject to confirmation and/or reconciliation as at the year end. Impact, if any, on the assets/liabilities and/or income/expenditure consequent to such reconciliation is presently not ascertainable.

(a) Inter units balances

(b) Balances of Trade Receivables, Advances to Suppliers/ Contractors, Trade payables, balance with UP State Power Sector Employees Trust, Loans and Advances, Security Deposits, Various balances with State Government and balance with UPPCL & other distribution Companies.

NOTE 33 : INTEREST ON SECURITY DEPOSIT FROM CONSUMERS

Interest on Security deposit from consumers has been provided at bank rate as on 1st April of applicable financial year (Bank Rate during 2012-13 : 8.97% p.a) as per weighted average rate and as per para 4.20 (i) of the Electricity Supply Code, 2005, (third amendment). The provision has been made on the monthly opening cumulative ledger balances (net) instead of providing for the same in respect of individual consumer balances. Under/ excess provision, if any, and the impact of the same on the reported loss of the Company for the year on account of the aforesaid estimation is not ascertainable.

NOTE 34 :

The Govt. of U.P. had vide its order no. 3188 dated 24.10.2003 and 1077 dated 17.04.2008 decided that the electricity duty and interest payable for the period from 15.01.2000 to 31.03.2003 and 01.04.2003 to 31.03.2008 respectively would be adjusted against the balance subsidy payable to UPPCL by the State Government. Accordingly, the amount of electricity duty and interest thereon payable due to pending adjustment by the state government has been shown under the Note 10 : Other Current Liabilities (Due to State Government)

NOTE 35 : POWER PURCHASE FROM UPPCL

(i) Power Purchase from UPPCL has been accounted for at the rate of ₹ 3.61 per unit as approved by UPERC in "Order on ARR & Tariff petition for Transco & Discoms" for the financial year 2012-13. Further rate of ₹ 0.174 per unit is payable directly to UPPTCL on account of the transmission charges, for the use of intra state transmission network.

(ii) The joint meter reading for purchase of power from UPPCL is taken at ten sub stations (supply points from UPPCL) on the first day of each month at 08:00 AM by the Executive Engineer (Transmission) UPPCL and Executive Engineer (Test) KESCO. In the absence of the reading being taken at 12 midnight on the 31st of March 2013, the impact of such a method on the reported loss for the year on account of the amount of power purchase being incorrect, in the opinion of the management, would not be material.

Handwritten signatures and initials.

Handwritten signature.



25

228

Kanpur Electricity Supply Company Limited

Notes forming part of the financial statements for the year ended 31st March, 2013

NOTE 36 :

Pending final adjustment/reconciliation of the differences between the balances of KESCO and KESA as on the date of transfer, the net credit balance as on date of ₹ 14.46 crores (Previous year ₹ 14.46 crores) has been disclosed under **Other Current Liabilities (Note 9)**. Impact, if any, of the same on the assets/liabilities and/or income/expenditure subsequent to such reconciliation is presently not ascertainable.

NOTE 37 - EARNING PER SHARE (AS-20)

Particulars	For the year ended 31st March, 2013	For the year ended 31st March, 2012
	₹	₹
Net profit for the year attributable to the equity shareholders	(5,448,668,937.83)	(3,838,438,432.92)
Weighted average number of Equity Shares	160,026,930	158,280,000
Par value per share	10.00	10.00
Earnings per share - Basic	(34.05)	(24.25)

NOTE 38 : IMPAIRMENT OF ASSETS (AS 28)

In the opinion of management, there is no specific indication of impairment of any assets as on the Balance Sheet date as envisaged by Accounting Standard-28: Impairment of Assets as notified under the Companies (Accounting Standard) Rules, 2006 pursuant to Section 211(3C) of the Companies Act, 1956. Further, the assets of the company have been accounted for at their historical cost and most of the assets are very old and their carrying amount does not exceed the recoverable amount.

NOTE 39 : MICRO AND SMALL ENTERPRISES

The Company has not received any memorandum (as required to be filed by the suppliers with the notified authority under the Micro, Small and Medium Enterprises Development Act, 2006) claiming their status as micro, small or medium enterprises. Consequently, the information with regard to the amount unpaid as at the year end to such enterprises together with the interest paid/payable to such parties is not being disclosed.

NOTE 40 : SHARE APPLICATION MONEY

Share application money amounting to Rs 48674000.00 existing as on 1.4.2012, has been utilised for issue of share capital in pursuance of approval by the Board of Directors in the 49th meeting held on 21st Nov. 2012.

NOTE 41 :

Income Tax Assessments have been completed upto Financial Year 2009-10. No Provision of income tax has been made as the company is incurring continuous losses. Deferred Tax Assets/liability have not been recognised in absence of reasonable certainty that sufficient future taxable income will be available to set off the unabsorbed losses and unabsorbed depreciation.

[Handwritten signatures]

[Handwritten signature]

[Handwritten signature]



Kanpur Electricity Supply Company Limited
Notes forming part of the financial statements for the year ended 31st March, 2013

NOTE 42 :

Quantitative details for Electricity units purchased and sold: (in MU)

Particulars	2012-13	2011-12
Total Power Purchased	3,140.071	3,088.951
Total Power Sold	2153.762	2070.723
Distribution Loss	986.309	1,018.228
% Distribution loss	31.41%	32.96%

In the opinion of the management, the identified reasons of line losses during the financial year 2012-13 (2011-12) are :

- a) Unauthorized use of electricity and illegal connections.
- b) Overloading of Transformers.
- c) Supply of electricity being maintained through 11/6 6 KV feeders which are very old and require upgradation.

Corrective measures are being taken to decrease the line losses.

NOTE 43 :

Previous year figures have been regrouped or reclassified to the extent possible wherever considered necessary. The accompanying Notes are an integral part of the Financial Statements.

Auditor's Report
 As per our separate report of even date
 For S K Kapoor & Co
 Chartered Accountants



M No:073124

Dated:
 Place: Kanpur

(Pankaj Saxena)
 Dy. CAD

(S. K. Agarwal)
 Director

(Alha Setti Tandon)
 Company Secretary

(S. N. Bajpai)
 Managing Director

Annexure-3

Provisional Balance Sheet for FY 2013-14

Kanpur Electricity Supply Company Limited

Balance Sheet as at 31st March, 2014

Particulars	Note No.	As at 31st March, 2014	As at 31st March, 2013
		₹	₹
A EQUITY AND LIABILITIES			
1 Shareholders' funds			
(a) Share Capital	3	1,63,14,74,000.00	1,63,14,74,000.00
(b) Reserves and Surplus	4	28,73,95,59,613.64	24,91,24,78,615.77
		27,10,80,85,613.64	21,34,10,04,615.77
2 Share application money pending allotment		50,81,32,000.00	0.00
3 Non-current liabilities			
(a) Long-term borrowings	5	28,80,93,15,466.03	16,98,31,48,970.00
(b) Long-term provisions	6	54,52,81,029.00	57,48,93,441.00
(c) Other Long term Liabilities	7	1,19,23,98,292.38	1,12,51,34,019.27
		30,54,59,94,787.41	18,64,31,79,451.27
4 Current liabilities			
(a) Short-term borrowings	8	22,77,97,713.42	22,77,97,713.42
(b) Trade Payables	9	1,12,19,15,251.98	10,17,80,33,645.57
(c) Other Current liabilities	10	18,79,84,62,130.39	19,13,00,86,801.49
(d) Short-term provisions	11	29,57,39,000.00	40,78,99,150.00
		20,44,39,14,155.79	26,14,38,13,374.48
TOTAL		24,39,07,55,329.56	21,44,59,88,204.91
B ASSETS			
1 Non-current assets			
(a) Fixed assets			
(i) Tangible assets	12	3,26,31,58,709.11	3,21,54,16,805.90
(ii) Capital work-in-progress	13	24,87,11,774.59	40,08,62,797.76
(b) Long-term loans and advances	14	35,20,09,283.85	32,52,33,217.00
(c) Other Non Current Assets			
		3,86,38,79,767.55	3,69,14,09,611.40
2 Current assets			
(a) Inventories	15	30,28,55,924.55	19,92,80,280.24
(b) Trade receivables	16	16,77,47,81,735.09	16,11,65,51,258.90
(c) Cash and Cash Equivalents	17	1,20,09,05,037.14	94,62,79,904.70
(d) Short-term loans and advances	18	28,31,12,080.25	20,89,14,030.50
(f) Other Current Assets	19	1,96,52,20,784.98	1,36,35,306.91
		20,52,68,75,562.01	17,55,49,78,591.51
TOTAL		24,39,07,55,329.56	21,44,59,88,204.91
Notes forming part of the Financial Statements	1 to 44		

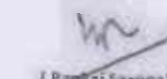
In terms of our report attached
For Bhushan Rastogi & Associates,
Chartered Accountants

FRN:043109C

Mohit Goyal
Partner
M No:410060




For and on behalf of the Board of Directors


(Partha Saxena)
Director


(S. N. Bajpai)
Advisor to Managing Director

Dated:
Place: Kanpur


(Dr. Woshan Jacob)
Managing Director

Kanpur Electricity Supply Company Limited
Statement of Profit and Loss for the year ended 31st March, 2014

Particulars		Note No.	2013-14	2012-13
			₹	₹
1	Revenue from Operations	20	15,45,24,23,726.09	11,45,72,04,958.13
2	Other Income	21	47,84,70,045.90	26,66,76,522.10
3	Total revenue		15,93,08,43,771.99	11,72,38,81,480.23
4	Expenses			
	(a) Purchase of Power	22	14,41,30,59,560.00	11,88,20,78,664.00
	(b) Employee benefit expenses	23	1,02,35,51,327.32	1,01,05,13,250.54
	(c) Finance Cost	24	3,02,44,33,207.09	1,94,78,75,596.28
	(d) Depreciation	12	17,76,31,290.10	17,26,34,405.07
	(e) Other expenses	25	1,06,89,89,062.08	2,15,34,96,502.17
	Total expenses		19,70,76,64,446.59	17,17,25,48,418.06
5	Loss for the year		-3,77,68,20,674.60	-5,44,86,66,937.83
6	Earnings per share (of ₹ 10/- each)			
	Basic	37	-23.15	-34.05
	Notes forming part of the Financial Statements	1 to 44		

In terms of our report attached
 For Bhushan Rastogi & Associates
 Chartered Accountants
 FRN:013109C

C A Mohit Goyal
 Partner
 M No:415060



For and on behalf of the Board of Directors

(Pankaj Saxena)

(S. N. Bajpai)

Advisor to Managing Director

Dated:
 Place: Kanpur

(Dr Roshan Jacob)
 Managing Director

Kanpur Electricity Supply Company Limited

Notes forming part of the financial statements for the year ended 31st March, 2014

NOTE 3 - SHARE CAPITAL

Particulars	As at 31st March, 2014		As at 31st March, 2013	
	Number of shares	₹	Number of shares	₹
(i) Authorized				
Equity shares of ₹ 10 each	30,00,00,000	3,00,00,00,000.00	30,00,00,000	3,00,00,00,000.00
	30,00,00,000	3,00,00,00,000.00	30,00,00,000	3,00,00,00,000.00
(ii) Issued				
Equity shares of ₹ 10 each	16,31,47,400	1,63,14,74,000.00	16,31,47,400	1,63,14,74,000.00
	16,31,47,400	1,63,14,74,000.00	16,31,47,400	1,63,14,74,000.00
(iii) Subscribed and fully paid up				
Equity shares of ₹ 10 each	16,31,47,400	1,63,14,74,000.00	16,31,47,400	1,63,14,74,000.00
	16,31,47,400	1,63,14,74,000.00	16,31,47,400	1,63,14,74,000.00

- 1) During the period 15th January 2000 to 31st March 2000, 5,99,99,300 Equity Shares were allotted to UPPCL (Holding Company) as fully paid up pursuant to Uttar Pradesh Transfer of KESA Zone Electricity Distribution Scheme, 2000 without payment being received in cash.
2) During the year 2012-13 the company allotted 4867400 equity shares of face value of Rs 10/- each to UP Power corporation Ltd fully paid up in cash.

(i) Reconciliation of the number of shares and amount outstanding at the beginning and at the end of the reporting period:

Particulars	Opening Balance	Fresh Issue during the year	Closing Balance
(a) Issued Equity Shares			
Year ended 31st March, 2013			
Number of shares	16,31,47,400		16,31,47,400
Amount (₹)	1,63,14,74,000.00		1,63,14,74,000.00
Year ended 31st March, 2012			
Number of shares	16,31,47,400	0	16,31,47,400
Amount (₹)	1,63,14,74,000.00	0.00	1,63,14,74,000.00
(b) Subscribed and fully paid up Equity shares			
Year ended 31st March, 2013			
Number of shares	16,31,47,400	4,86,74,000	16,80,14,800
Amount (₹)	1,63,14,74,000.00	4,86,74,000.00	1,68,01,48,000.00
Year ended 31st March, 2012			
Number of shares	16,31,47,400	0	16,31,47,400
Amount (₹)	1,63,14,74,000.00	0.00	1,63,14,74,000.00

(ii) Details of shares held by the holding company :

Particulars	Equity shares
	Number of shares
As at 31st March, 2013	
Uttar Pradesh Power Corporation Limited	16,31,47,400
As at 31st March, 2012	
Uttar Pradesh Power Corporation Limited	16,31,47,400



Kanpur Electricity Supply Company Limited

Notes forming part of the financial statements for the year ended 31st March, 2014

(iii) Details of shares held by shareholder holding more than 5% shares:

Class of shares / Name of shareholder	As at 31st March, 2014		As at 31st March, 2013	
	Number of shares held	% holding	Number of shares held	% holding
Equity shares				
Uttar Pradesh Power Corporation Limited	16,31,46,700	99.9996%	163146700	99.9996%

(iv) The company has only one class of equity shares having par value of ₹ 10 per share. Each equity share is entitled to one vote.

In the event of liquidation of the Company the holders of equity share will be entitled to receive the assets in proportion to the number of equity shares held by each of them.

NOTE 4 - RESERVES & SURPLUS

Particulars	As at 31st March, 2014	As at 31st March, 2013
	₹	₹
(a) Capital Reserves (contribution, grants & subsidy towards cost of capital assets)		
Opening balance	2,15,57,85,281.16	1,95,47,37,422.82
Add: Additions during the year	11,19,00,085.73	20,05,47,858.95
	2,26,71,85,366.89	2,15,57,85,281.16
Less: Deduction during the year	-76,12,45,829.92	-65,50,65,430.97
Closing balance	1,50,59,39,536.97	1,49,61,90,850.24
(b) Deficit in Statement of Profit and Loss		
Opening balance	-26,46,86,78,476.01	-21,02,00,11,538.38
Add: Loss for the year	-3,77,68,20,674.80	-5,44,86,66,937.93
Closing balance	-30,24,54,99,150.81	-26,46,86,78,476.01
Total	-28,73,95,59,613.84	-24,97,24,78,625.17

OS

hr

me

✓



Kanpur Electricity Supply Company Limited

Notes forming part of the financial statements for the year ended 31st March, 2014

NOTE 5 : LONG TERM BORROWINGS

Particulars	As at 31st March, 2014	As at 31st March, 2013
	₹	₹
Secured Term loans (Refer note below)		
(i) From UPPCL (Holding Company)		
Loan Outstanding As on 31/03/2014	1,95,00,00,000.00	
Less: Amount overdue shown as current liability under Note -10	1,95,00,00,000.00	0.00
		0.00
(ii) Rural Electrification Corporation Limited		900000000.00
(iii) Term Loan from Banks & Others (through UPPCL)	16599218085.03	1453847759.00
Syndicate Bank	189005841.00	
Krur Vyysya Bank	21325539.73	
State Bank of India	663729272.00	
Punjab National Bank	2157419120.00	
Vijay Bank	518313323.37	
Union Bank of India	1265690662.00	
Allahabad Bank	831602189.00	
Indus Overseas Bank	505616525.00	
Dena Bank	186097458.00	
Central Bank of India	1835647184.05	
Bank of Maharashtra	260331719.00	
UCD Bank	847786462.00	
Bank of Baroda	351240083.64	
Oriental Bank of Commerce	1064046327.00	
Bank of India	424183990.00	
South Indian Bank	109369052.00	
Punjab and Sindh Bank	536209948.00	
Federal Bank	53932304.24	
Corporation Bank	638644056.00	
Canara Bank	1599001909.00	
IFC Transitional loan	1100944760.00	
REC Loan	1082802360.00	
Mandi Parishad	50920000.00	
Noida Authority	105480000.00	
(iv) Power Finance Corporation Limited		
Loan Outstanding As on 31/03/2014	1523474381.00	
Less: Amount shown as current Liabilities sch 10	103350728	1,52,34,74,377.00
		18,91,73,41,738.03
		16,96,19,27,136.00
Unsecured Term loan (Refer note below)		
Loan from State Government through UPPCL (APDRP)		
Less: Amount overdue shown as other current liabilities		2,12,26,800.00
Note no. 10		
Roche	9,89,09,71,728.00	
	9,89,09,71,728.00	2,12,26,800.00
Total	₹ 18,90,83,15,466.03	18,98,31,58,936.00

De

ML

Re



Kanpur Electricity Supply Company Limited

Notes forming part of the financial statements for the year ended 31st March, 2014

Notes on loans:

(a) Loan from Uttar Pradesh Power Corporation Ltd (Rs 195.00 Crore)

(i) Secured Loan from UPPCL of ₹ 110.00 Crores are secured by way of the first charge over the distribution system and the distribution assets of the erstwhile KESA as transferred to KESCO by the transfer scheme as on the appointed date.

(ii) Terminal benefit liabilities of ₹ 85.00 crores as on 15.01.2000 transferred to KESCO as per the transfer scheme were taken over by the State Government vide its order no. 3972 dated 09.02.2004. The said amount of ₹ 85.00 Crores has been considered as Secured loan from UPPCL even though the loan agreement between the parties is pending to be executed, and accordingly the Security details cannot be ascertained.

The above term loans are fully overdue hence the same has been reclassified as Other Current Liabilities under Note No: 10. Rate of Interest

The Board of Directors of UPPCL had resolved on the 19th of October 2005 that the interest would not be payable by KESCO to UPPCL till such time it does not earn profit accordingly, no provision has been made during the year by the Company for the liability on account of the aforesaid interest and surcharge.

DEFAULT IN REPAYMENT OF INTEREST & PRINCIPAL AMOUNT

Particulars	As at 31st March, 2014		As at 31st March, 2013	
	Period of default	₹	Period of default	₹
Term loans from UPPCL (Holding Company)				
Term Loan	3 years		3 years	₹ 10,00,00,000.00
Terminal Benefit Liability	Refer Note (vi) below		Refer Note (vi) below	₹ 85,00,000.00
Loan from State Government through UPPCL (APDRP)				
Principal Amount	Since 2004-05		Since 2004-05	₹ 58,34,865.00
Interest Amount	Since 2004-05		Since 2004-05	₹ 4,39,89,009.20

Terminal Benefit Liability : In the absence of any agreement having been executed the period of default of the Term Loan of ₹ 85 Crores cannot be ascertained.

(b) **Rural Electrification Corporation:** This loan has been transferred from UPPCL [holding company] during the year and is guaranteed by the State Govt. The loan carry a interest of 13.25% with moratorium of 36 months which is to be repaid in 84 equated monthly instalment thereafter.

(c) **Term Loan from Banks & Others (through UPPCL):** These loans have been taken form various financial institutions and others and have been transferred by UPPCL to the company during the year. These are secured against Trade Recievables by the company. The loan is repayable in 84 monthly equated instalments after a moratorium of 36 months and due for repayment starting from April 2015 except loan taken from Mandi Parishad and Hoda which are interest free.

(d) Power Finance Corporation Limited

The Secured loan from Power Finance Corporation Limited is secured by the hypothecation by way of first charge over the whole of the moveable assets of the Company under the APDRP scheme including replacement thereof whether stores, lying loose or in transit. During the year an additional loan amounting to Rs 10.00 crore has been transferred from UPPCL (holding company) during the year and is guaranteed by the State Govt. This additional loan carry a interest of 12.62% with moratorium of 36 months which is to be repaid in 84 equated monthly instalment thereafter. Terms and condition of old loan are given herunder.

De

W

Se

V



Kanpur Electricity Supply Company Limited

Notes forming part of the financial statements for the year ended 31st March, 2014

TERMS OF REPAYMENT AND RATE OF INTEREST ON LOAN

1. PFC 08621002 : Corporation sanctioned a loan of ₹ 32.14 Crore for the implementation of the Kanpur Town / Circle Scheme under APDRP, involving a total cost of ₹ 64.28 Crore on the terms & conditions contained in the corporation's letter dated 28th July 2005 & amendment thereof dated 16th September 2005.

Date of Disbursement	Amount of Disbursement (₹)	Repayment Terms
10th October 2005	4,82,10,000.00	The loan shall be repaid in Forty (40) equal quarterly instalments and interest and other monies thereon as per the terms of the Memorandum of Agreement.
21st November 2005	6,90,72,855.00	
30th December 2005	6,64,96,619.00	
31st January 2006	6,01,68,132.00	
26th April 2006	3,39,17,311.00	
4th July 2006	7,60,381.00	
10th November 2006	4,27,74,702.00	
	32,14,00,000.00	

Rate of Interest

As per the Agreement executed between the parties, KESCO was to pay interest at the rates as applicable on the date of each disbursement pertaining to the grading of the borrower alongwith interest tax at the rates applicable from time to time.

Further, notwithstanding anything herein above, the Corporation has the right to reset the rate of interest at its discretion. The revised rates to take effect from such date as may be specified by the Corporation in this behalf.

The rate of interest during the year 2012-13 is 13.25 % as per the Statement received from PFC.

OS *W* *W*

✓



Kanpur Electricity Supply Company Limited

Notes forming part of the financial statements for the year ended 31st March, 2014

2. PFC 08621003 : In respect of this project, KESCO & Corporation executed a Memorandum of Agreement dated 06.11.2005 whereby the Corporation agreed to grant a additional loan of ₹ 16.07 Crore.

Owing to an increase in the revised cost of the project from ₹ 64.28 Crore to ₹ 94.66 Crore, the Corporation further agreed to enhance the loan amount from ₹ 16.07 Crore to ₹ 46.45 Crore by granting an additional loan of ₹ 30.38 Crore on the terms & conditions contained in corporation's letter dated 30th March 2007.

Date of Disbursement	Amount of Disbursement (₹)	Repayment Terms
15th December 2006	2,41,00,000.00	The loan to be repaid in forty (40), equal quarterly instalments and interest and other monies thereon as per the terms of the Memorandum of Agreement. The first instalment became due on the 15th day of October 2008 and the subsequent instalments became due for payment on the 15th day of July, October, January and April, every year.
01st February 2007	2,39,88,745.00	
27th February 2007	1,06,370.00	
17th March 2007	2,37,07,625.00	
23rd March 2007	2,40,18,516.00	
30th March 2007	2,29,55,473.00	
09th May 2007	1,84,88,322.00	
15th June 2007	90,51,352.00	
09th July 2007	91,39,592.00	
14th August 2007	38,05,184.00	
19th September 2007	4,55,75,000.00	
04th December 2007	2,92,56,126.00	
09th January 2008	2,68,19,025.00	
18th March 2008	2,29,30,881.00	
11th April 2008	2,95,98,409.00	
17th July 2010	2,23,96,889.00	
18th October 2010	21,83,950.00	
15th March 2011	95,89,002.00	
30th March 2011	5,32,18,461.00	
	40,09,28,862.00	

Rate of Interest

As per the Agreement executed between the parties, KESCO was to pay interest at the rates as applicable on the date of each disbursement pertaining to the grading of the borrower alongwith interest tax at the rates applicable from time to time.

Further, notwithstanding anything herein above, the Corporation has the right to reset the rate of interest at its discretion. The revised rates to take effect from such date as may be specified by the Corporation in this behalf.

The rate of interest during the year 2012-13 varied from 11.75% to 12.50% as per Statement received from PFC.

DR

in

By

V



Kanpur Electricity Supply Company Limited

Notes forming part of the financial statements for the year ended 31st March, 2014

3. PFC 08607001 : Corporation sanctioned a loan of ₹ 49.98 Crore for the purpose of installation of Aerial Bundled Conductor for theft prevention in distribution areas of KESCO on the terms & conditions contained in corporation's letter dated 29th February 2008 and 09th May 2008.

Date of Disbursement	Amount of Disbursement (₹)	Repayment Terms
04th August 2008	7,49,70,000.00	The loan to be repaid by the borrower in sixty (60) equal quarterly installments. The first installment became due on the 15th day of April 2010 and the subsequent installments became due for payment on the 15th day of July, 15th day of October, 15th day of January and 15th day of April, every year.
27th August 2008	6,89,87,064.00	
04th February 2009	4,74,30,529.00	
11th February 2009	4,94,32,090.00	
24th February 2009	7,18,69,084.00	
20th May 2009	5,29,35,257.00	
31st March 2010	3,65,75,443.00	
27th February 2013	2,46,56,594.00	
1st March 2013	55,57,640.00	
21st March 2013	1,28,37,439.00	
	44,52,51,140.00	

Rate of Interest
As per the Agreement executed between the parties, KESCO was to pay interest at the rate as applicable on the date of each disbursement pertaining to the grading of the borrower at the rates applicable from time to time.

Further, notwithstanding anything herein above, the Corporation has the right to reset the rate of interest at its discretion. The revised rates to take effect from such date as may be specified by the Corporation in this behalf.

The rate of interest during the year 2012-13 is 13.25% as per the statement received from PFC.

Unsecured Loan - Loan from State Government through UPPCL (APDRP)

Repayment Terms
Loan of ₹ 4,14,32,000 was granted by State Government through UPPCL for APDRP in FY 2003-04.

50% of the loan amount ₹ 2,07,16,000.00 was payable in 20 equal annual installment (₹ 10,10,800.00) commencing from FY 2004-05.

Remaining 50% of the loan amount ₹ 2,07,16,000.00 was payable in 15 equal annual installment (₹ 13,47,733.00) after 5 years of moratorium from the date of disbursement commencing from FY 2008-09.

Rate of Interest
Normal rate of interest applicable is 13 % p.a and further in case of any default 2.25% p.a shall be applicable on the default amount as penna interest.

Handwritten signatures and initials: *DS*, *W*, *SP*, and a checkmark.



Kanpur Electricity Supply Company Limited

Notes forming part of the financial statements for the year ended 31st March, 2014

NOTE 6 : LONG TERM PROVISIONS

Particulars	As at 31st March, 2014	As at 31st March, 2013
	₹	₹
Provision for employee benefits		
(i) Provision for leave encashment	54,52,81,029.00	52,48,93,441.00
(ii) Provision for arrears of With Pay Commission		
Total	54,52,81,029.00	52,48,93,441.00

NOTE 7 : Other long term Liabilities

Particulars	As at 31st March, 2014	As at 31st March, 2013
	₹	₹
(i) Security Deposit	1,04,85,27,180.14	98,72,85,563.54
(ii) Advance to Supplier	13,03,038.27	13,03,038.77
(iii) Restructuring Account	14,45,66,023.97	14,45,66,023.97
Total	1,19,23,98,292.38	1,13,51,37,076.22

NOTE 8 : SHORT TERM BORROWINGS

Particulars	As at 31st March, 2014	As at 31st March, 2013
	₹	₹
(i) Loans repayable on demand - Overdraft		
Punjab National Bank		
Secured		
(ii) Interest Free Loan from UPPCL (Holding Company)		
Loan against Power Purchase [Unsecured]	22,77,97,713.42	22,77,97,713.42
Total	22,77,97,713.42	22,77,97,713.42

Notes:

(i) NATURE OF SECURITY

The Overdraft limit from Punjab National Bank is secured by the security of charge on receivables for not more than 90 days.

(ii) REPAYMENT & INTEREST DETAILS

Loan against Power Purchase is repayable on demand

The Board of Directors of UPPCL had resolved on the 19th of October 2005 that the interest on the Unsecured loan against power purchase would not be payable by KESCO to UPPCL till such time it does not earn profit.

Accordingly, no provision has been made during the year by the Company for the liability on account of the aforesaid interest.

DB

M

SP

V



Kanpur Electricity Supply Company Limited

Notes forming part of the financial statements for the year ended 31st March, 2014

NOTE 9 - TRADE PAYABLES

Particulars	As at 31st March, 2014	As at 31st March, 2013
	₹	₹
Trade Payables		
(a) For Power Purchase (UPPCL)		8,93,72,89,600.59
(b) For Transmission Charges (UPPTCL)	1,12,19,15,251.98	1,34,07,64,084.98
Total	1,12,19,15,251.98	10,17,80,53,685.57

NOTE 10 - OTHER CURRENT LIABILITIES

Particulars	As at 31st March, 2014	As at 31st March, 2013
	₹	₹
(i) Current maturities of Long-Term Borrowings (Refer Detail below)	2,05,53,50,728.00	2,07,45,57,932.00
(ii) Interest accrued but not due on borrowings -PFC	50,30,34,765.30	47,47,53,277
(iii) Interest accrued and due on borrowings	50,83,79,579.86	50,81,70,579.36
(iv) Statutory remittances	24,271.00	24,47,334.10
(v) Due to UPPCL	10,69,73,27,113.89	8,37,43,06,116.61
(vi) Due to State Government	4,03,21,88,515.05	3,48,74,41,067.50
(vii) Due to Distribution Companies:-		
PVVNL(Varanashi)	4,75,24,119.00	4,54,00,850.00
MVVNL	4,97,84,301.26	4,51,51,732.36
HASHVNL	1,03,22,349.00	1,03,22,349.00
(viii) Due to U.P. State Power Sector Employees Trust	7,01,43,473.35	5,60,70,688.31
(ix) Liability for Supply of Material	20,57,81,478.29	19,10,12,790.78
(x) Audit & Other Professional Fee Payable	4,53,934.00	13,43,752.07
(xi) Others	15,97,91,576.40	10,81,11,832.43
(xii) Liability for Expenses	3,52,19,459.20	2,90,36,311.10
(xiii) Liability for Salary	8,12,07,574.56	7,84,20,027.21
(xiv) Interest accrued on security deposits form consumers	34,10,45,192.07	28,79,37,918.61
Total	18,79,84,62,130.39	15,33,00,86,867.49

Details of Current maturities of long-term debt (Refer Notes 5 - Long-term borrowings for details of security & repayment terms)

Particulars	As at 31st March, 2014	As at 31st March, 2013
	₹	₹
Secured Term loans		
(i) From UPPCL (Holding Company)	1,95,90,00,000.00	1,95,02,00,000.00
(ii) From PFC	10,53,50,728.00	10,53,50,792.00
Unsecured Term loans		
Loan from State Government through UPPCL (APDRP)		1,92,05,200.00
Total	2,06,43,50,728.00	2,07,45,55,932.00

NOTE 11 - SHORT TERM PROVISIONS

Particulars	As at 31st March, 2014	As at 31st March, 2013
	₹	₹
Provision for employee benefits		
Provision for arrears of Vah Pay Commission	29,57,39,060.00	40,78,95,156.00
Total	29,57,39,060.00	40,78,95,156.00

Handwritten signature

Handwritten signature

Handwritten signature



Handwritten mark

Kanpur Electricity Supply Company Limited

Notes forming part of the financial statements for the year ended 31st March, 2014

NOTE 12 - TANGIBLE FIXED ASSETS

A	Tangible assets	Rate of Depreciation	Gross block			Accumulated depreciation			Net block		
			Balance as at 1 April, 2013	Additions during 2013-14	Balance as at 31st March, 2014	Accumulated depreciation	Depreciation expense for the year	Other Adjustments (Prior Period items)	Balance as at 31st March, 2014	Balance as at 31st March, 2014	Balance as at 31st March, 2013
			₹	₹	₹	₹	₹	₹	₹	₹	₹
I	LEASEHOLD										
	(a) Land	0.00%	1.00	-	1.00	-	-	-	0.00	1.00	1.00
II	OWNED										
	(a) Buildings										
	Residential Colonies	1.63%	10,22,13,982.66	2,18,777.60	10,24,32,760.26	7,71,47,249.52	16,66,087.93		2,88,13,337.45	7,36,19,422.81	7,50,66,753.14
	Office Building	1.63%	1,68,16,116.75	-	1,68,16,116.75	24,69,075.57	2,74,102.70		27,43,178.27	1,40,72,938.48	1,43,47,041.18
	Building Containing Sub-Stations	3.34%	17,20,27,869.79	22,27,888.50	17,42,55,758.29	1,05,31,392.56	28,04,054.28		3,33,35,446.84	14,09,20,311.45	14,14,96,477.23
	(b) Plant and Equipment	4.75%	1,61,90,95,023.22	10,77,18,442.67	1,72,68,13,465.89	60,07,84,983.17	7,99,48,871.90		68,07,33,855.07	1,04,60,79,610.82	1,01,83,10,040.04
	(c) Furniture and Fixtures	6.33%	1,29,87,846.16	2,11,638.15	1,31,99,485.31	85,77,763.69	3,44,490.72		89,22,254.41	42,77,230.90	44,10,082.47
	(d) Vehicles	9.50%	3,45,30,863.95	-	3,45,30,863.95	3,06,91,762.19	3,18,223.30		3,10,09,985.49	35,20,878.46	38,35,101.76
	(e) Office equipment										
	Computers	16.21%	3,48,95,151.74	3,16,68,088.69	6,65,63,195.43	1,94,74,152.56	95,06,656.38		2,89,80,808.94	3,65,82,396.49	1,44,20,999.18
	Other Office Equipment	4.75%	6,36,94,501.76	8,56,076.00	6,45,50,577.76	5,23,23,781.71	5,29,242.50		5,28,53,024.21	1,16,97,553.55	1,13,70,720.05
	(f) Lines, Cables, Networks etc.	4.75%	1,77,74,52,468.13	18,46,32,924.02	1,96,20,85,392.35	1,84,52,97,057.81	18,43,76,502.27		2,02,96,73,560.08	1,93,24,11,832.27	1,93,21,55,410.52
	Total		5,83,27,13,825.36	32,75,33,791.63	6,16,02,47,616.99	2,61,72,97,218.78	27,97,68,231.98	-	2,89,70,65,450.76	3,26,31,82,166.23	3,21,54,16,606.57
	Less- Amortisation of Consumers Contribution on Fixed Assets								10,21,60,399.00		
	Depreciation charged to operation								17,76,07,832.98		
	Previous year		5,82,87,60,829.95	20,39,52,995.41	5,83,27,13,825.36	2,37,13,64,953.88	17,26,34,405.07	-1,83,62,579.09	2,61,72,97,218.78	3,21,54,16,606.57	



Kanpur Electricity Supply Company Limited

Notes forming part of the financial statements for the year ended 31st March, 2014

NOTE 13 - CAPITAL WORK IN PROGRESS

Particulars	Balance as on 01st April 2013	Additions during the year	Capitalized during the year	Balance as on 31st March 2014
	₹	₹	₹	₹
Capital Work in Progress	44,08,62,787.76	13,53,82,778.46	32,75,33,791.63	24,87,11,774.59
Total	44,08,62,787.76	13,53,82,778.46	32,75,33,791.63	24,87,11,774.59
Previous Year	44,67,32,164.00	19,80,83,619.17	20,39,52,995.41	44,08,62,787.76

NOTE 14 - LONG TERM LOANS & ADVANCES

Particulars			As at 31st March, 2014	As at 31st March, 2013
			₹	₹
(i) Capital Advances				
<u>Unsecured considered good</u>				
(a) Advance to fabricators			35,20,09,283.85	23,51,30,217.08
<u>Unsecured Considered doubtful</u>	2013-14	2012-13		
(b) Advance to Supplier & Contractor		4,75,466.14		
Loss - Provision for doubtful Loans & Advances		4,75,466.14	0.00	0.00
Total			35,20,09,283.85	23,51,30,217.08

NOTE 15 - INVENTORIES

Particulars	As at 31st March, 2014	As at 31st March, 2013
	₹	₹
Stores & Spares (As valued at cost & certified by the management)	30,28,55,924.55	28,92,36,092.79
Total	30,28,55,924.55	28,92,36,092.79

NOTE 16 - TRADE RECEIVABLES

Particulars			As at 31st March, 2014	As at 31st March, 2013
			₹	₹
<u>Unsecured, considered good</u>				
Trade receivables outstanding for a period exceeding six months		29,39,67,11,272.10		30,70,39,31,427.50
Less: Provision for doubtful trade receivables	6,01,71,12,504.08			5,80,50,11,176.08
Unrealised Late Payment Surcharge	11,06,91,60,925.91	17,08,62,73,429.09	12,31,04,37,947.11	12,67,71,28,995.63
			12,31,04,37,842.11	14,12,17,51,739.75
Other Trade receivables			4,46,43,43,092.98	1,99,48,13,019.40
			4,46,43,41,892.98	1,99,48,13,019.40
Total			16,77,47,81,735.09	16,11,65,64,758.03

DE

MA

BY

✓



Kanpur Electricity Supply Company Limited

Notes forming part of the financial statements for the year ended 31st March, 2014

NOTE 17 - CASH & CASH EQUIVALENTS

Particulars	As at 31st March, 2014	As at 31st March, 2013
	₹	₹
Cash & Cash Equivalents		
(i) Cash in hand	18,78,68,960.44	14,73,77,238.74
(ii) Cheques, draft on hand		24,75,69,301.77
(iii) Balance with banks		
In current accounts	99,91,05,795.70	63,73,81,583.11
Other bank balances		
In deposit account	1,39,00,781.00	1,39,00,781.00
Total	1,20,09,05,037.14	94,62,28,904.78

NOTE 18 - SHORT TERM LOANS & ADVANCES

Particulars			As at 31st March, 2014	As at 31st March, 2013
			₹	₹
Unsecured, considered good				
(i) Loans and advances to UPPCL (Holding Company)				
(ii) Loans and advances to employees				
(a) Unsecured Considered Good	2013-14	2012-13	95,27,390.72	20,63,507.08
(b) Unsecured considered Doubtful		36,06,858.72		
Less: Provision for doubtful loans and advances		36,06,858.72	0.00	0.00
			55,27,390.72	20,63,507.08
All loans & Advances to Distribution Companies				
UPPCL			9,38,17,947.00	1,12,95,077.00
UPPWL			23,000.00	25,200.00
DUVNL			8,99,72,813.00	10,60,61,789.70
			18,98,11,960.00	11,73,82,966.70
(iv) Advances Recoverable in Cash or in Kind for value to be received				
(a) Unsecured Considered Good	2013-14	2012-13	8,77,72,729.53	8,94,67,467.18
(b) Unsecured considered Doubtful	11,91,66,229.07	11,33,60,150.42		
Less: Provision for doubtful loans and advances	11,91,66,229.07	11,33,60,150.42		
			8,77,72,729.53	8,94,67,467.18
Total			28,31,12,080.25	20,89,14,030.38

NOTE 19 - Other Current Assets

Particulars	For the year ended	For the year ended
	31st March, 2014	31st March, 2013
	₹	₹
(i) Prepaid expenses	20,255.00	51,167.00
(ii) Advance payment against power purchase	149,62,78,189.07	
(iii) Balances with government authorities	46,89,22,340.91	1,31,23,699.91
Total	1,96,52,20,784.98	1,35,35,066.91

De

ML

Re



Kanpur Electricity Supply Company Limited

Notes forming part of the financial statements for the year ended 31st March, 2014

NOTE 20 - REVENUE FROM OPERATIONS

Particulars	For the year ended	For the year ended
	31st March, 2014	31st March, 2013
	₹	₹
(a) Sale of Power (Refer Note (i) below)	15,34,11,83,250.93	11,73,75,91,702.04
(b) Other operating revenues (Refer Note (ii) below)	11,12,35,475.16	21,95,11,256.09
Total	15,45,24,23,726.09	11,45,72,04,958.13

Particulars	For the year ended	For the year ended
	31st March, 2014	31st March, 2013
	₹	₹
Note: (i) Sale of Power comprises:		
Domestic	4,99,19,95,602.17	4,10,98,80,923.01
Commercial	2,18,27,98,990.33	1,65,97,57,881.07
Industrial	8,39,12,31,560.07	5,11,52,13,129.88
Public lighting	33,74,54,160.00	27,64,23,840.00
Public water works	42,01,89,751.96	34,81,11,134.43
Gross Sale of Power	16,32,36,70,064.53	11,72,92,87,008.97
Less: Electricity duty	98,24,81,813.60	49,10,95,306.93
Net Sale of Power	15,34,11,83,250.93	11,23,75,91,702.04
Note: (ii) Other operating revenues:		
Delayed Payment charges from consumers	11,12,35,475.16	21,95,11,256.09
Other operating revenues	11,12,35,475.16	21,95,11,256.09

NOTE 21 - OTHER INCOME

Particulars	For the year ended	For the year ended
	31st March, 2014	31st March, 2013
	₹	₹
(i) Interest income (Refer Note (i) below)	1,78,38,524.00	1,91,81,067.50
(ii) Other non-operating income (Refer Note (ii) below)	45,05,61,521.90	25,26,95,479.00
Total	47,84,20,045.90	25,66,76,522.10

Dr

Mr

Be

✓



Kanpur Electricity Supply Company Limited

Notes forming part of the financial statements for the year ended 31st March, 2014

Note: (i) Interest income comprises:		
Interest from banks on Fixed Deposit	1,78,58,524.00	1,39,80,042.10
Total - Interest income	1,78,58,524.00	1,39,80,042.10
Note: (ii) Other non-operating income comprises:		
Sale of Scrap	1,80,29,212.00	1,48,85,085.00
Penalty from Contractors	3,03,39,031.00	66,90,097.00
Rebate for Timely Payment of Interest	22,15,416.00	25,22,242.00
Rental from Staff	12,75,053.50	12,11,882.10
Sales of Tender Forms	9,82,123.00	6,89,374.20
Other Recoveries From Consumers	9,79,220.00	1,53,00,825.24
Other Miscellaneous Income	45,79,69,539.35	3,35,873.20
Prior period income (net of Expenses) (Refer Note Below)	-4,12,28,072.95	21,10,56,078.90
Total - Other non-operating income	46,05,61,521.90	25,26,96,479.60
Note: Details of Prior period Items		
A) Expenses		
Trade tax on works 2008-09 to 2011-12	0.00	3,694.10
Sundry		0.00
FESCO Head Office Expenses	19089308.75	6839271.00
Dearness Allowance		0.00
Trust Expenses		241130.00
Depreciation		0.00
Consumption of Material		1360637.00
Expense excess booked		2571.00
Operating Expenses	0.00	0.00
Reversal of Electricity Charges of Discom	22178764.20	
Bonus		531384.00
	41228072.95	1,02,92,909.00
B) Income		
Reversal of Bank Charges		4934.00
Transmission Charges		20163236.70
Depreciation		18362579.00
Amortisation of Consumers Contribution on Fixed Assets		
Excess Staff Provision written back		737848.90
	0.00	32,73,48,987.60
Total (A-B)	4,12,28,072.95	21,10,56,078.90

FR

AM

me

✓



Kanpur Electricity Supply Company Limited

Notes forming part of the financial statements for the year ended 31st March, 2014

NOTE 22 : PURCHASE OF POWER

Particulars	For the year ended 31st March, 2014	For the year ended 31st March, 2013
	₹	₹
Purchase Cost	13,93,32,16,640.00	11,34,55,56,310.00
Transmission Cost	47,96,42,920.00	54,63,72,354.00
Total	14,41,30,59,560.00	11,88,20,28,664.00

NOTE 23 : EMPLOYEE BENEFIT EXPENSES

Particulars	For the year ended 31st March, 2014	For the year ended 31st March, 2013
	₹	₹
Salaries & Wages	87,70,55,635.32	86,07,59,510.77
Contributions to provident and other funds	14,56,15,355.00	14,19,64,683.49
Staff welfare expenses	1,15,40,097.00	1,39,87,505.77
Less - Expenses Capitalised	(1,06,79,760.00)	(1,20,98,429.00)
Total	1,02,35,51,327.32	1,01,05,14,250.54

NOTE 24 : FINANCE COST

Particulars	For the year ended 31st March, 2014	For the year ended 31st March, 2013
	₹	₹
(i) Interest expense on Borrowings	2,94,34,39,483.89	1,85,84,37,234.96
(ii) Other borrowing cost	7,237.00	11,046.30
(iii) Interest Expenses on Security deposits from consumers	8,08,85,486.20	7,90,25,315.27
Total	3,02,44,33,207.09	1,94,78,75,596.28

DE

MA

RE

✓



Kanpur Electricity Supply Company Limited

Notes forming part of the financial statements for the year ended 31st March, 2014

NOTE 25 : OTHER EXPENSES

Particulars	For the year ended	For the year ended 31st
	31st March, 2014	March, 2013
	₹	₹
Interest Expense on Electricity duty	30,89,45,018.50	25,51,00,560.00
Repairs & Maintenance - Building	7,13,45,511.25	3,92,55,877.21
Repairs & Maintenance - Machinery	21,61,74,909.15	19,21,59,245.10
Repairs & Maintenance - Line, Cables, Networks etc.	16,73,64,948.11	11,81,40,347.67
Repairs & Maintenance - Others	11,18,199.25	10,07,388.40
Lease Rent on leasehold land to UPPCL (Holding Company)	12.00	11.23
Rates & Taxes	1,55,44,450.00	1,29,01,302.00
Insurance	5,17,563.00	6,75,521.00
Communication	40,76,853.25	38,47,429.00
Travelling & Conveyance	8,12,711.94	1,18,43,369.40
Legal & Professional charges	2,16,72,388.00	1,61,04,503.00
On line & Spot Bidding charges	4,42,59,944.00	2,76,04,303.00
Printing & Stationery	59,83,097.90	63,12,644.00
Advertisement Expenses	46,73,198.00	47,08,045.00
Fee & Subscription	76,23,675.00	69,28,650.00
Provision for doubtful trade Receivables	11,20,61,325.00	1,35,43,40,764.34
Security Charges	7,58,98,535.00	6,50,84,540.00
Provision for doubtful loans & advances	17,23,753.79	4,62,58,306.88
Payments to auditors (Refer Note (i) below)	4,53,934.00	2,24,720.00
Prior period items (Net) (Refer Note (ii) below)		
Miscellaneous expenses	93,54,221.85	67,11,328.00
Less : Expenses capitalised	-1,70,903.00	2,06,041.00
Total	1,06,89,89,062.08	2,15,94,96,502.17

Notes:

Particulars	For the year ended	For the year ended 31st
	31st March, 2014	March, 2013
	₹	₹
(i) Payments to the auditors comprises :		
As Auditors - For Statutory Audit	4,53,934.00	2,24,720.00
Total	4,53,934.00	2,24,720.00

DS

ML

FO

✓



Kanpur Electricity Supply Company Limited

Notes forming part of the financial statements for the year ended 31st March, 2014

DISCLOSURES UNDER ACCOUNTING STANDARDS

NOTE 26 : CONTINGENT LIABILITIES AND COMMITMENTS

(i) CONTINGENT LIABILITIES

Contingent liabilities not provided for in respect of:

Particulars	As at 31st March, 2014	As at 31st March, 2013
	₹ in lacs	₹ in lacs
(i) Claims against the Company not acknowledged as debts		838.00
(ii) Interest charges payable to State Government in respect of conversion of leasehold land into freehold land (matter referred for waiver to the State Government)		1,679.15
(iii) Appeal pending before Income Tax Appellate Tribunal		427.12

(ii) COMMITMENTS

Estimated amount of contracts remaining to be executed on Capital Account and not provided for:

Particulars	As at 31st March, 2014	As at 31st March, 2013
	₹ in lacs	₹ in lacs
Net of Advances ₹ 1,848.61 lacs (₹ 1,811.28 lacs)		1,811.28

NOTE 27 : BACKGROUND

(i) The Company was incorporated under the Companies Act, 1956 on 21.07.1999 and took over the Assets and Liabilities of KESA Zone of UPPCL w.e.f. 15.01.2000 (hereinafter referred to as the "appointed date") in terms of the U.P. Government notification no. 186/XXIV-1-2000 dated 15.01.2000. Accordingly, the accounts of the company also comply with the various provisions of the Transfer of KESA Zone Electricity Distribution Scheme 2000 (hereinafter referred to as the "transfer scheme").

(ii) The fixed Assets (of the erstwhile KESA Zone) were taken over by the Company (i.e. KESCO) from UPPCL on 15.01.2000 as per the transfer scheme at a gross value of ₹ 210.00 crores (with nil accumulated depreciation). The details of the individual block of assets have been considered at the value as approved by the Board of Directors.

NOTE 28 : SEGMENT REPORTING (AS 17)

Since the Company is engaged in retail distribution of electricity in the city of Kanpur and its adjoining areas, there are no other reportable segments in terms of Accounting Standard (AS) 17: Segment Reporting as notified under the Companies (Accounting Standards) Rules, 2006 pursuant to Section 112 (b).

OS

W

30

✓



Kanpur Electricity Supply Company Limited

Notes forming part of the financial statements for the year ended 31st March, 2014

NOTE 29 : RELATED PARTY TRANSACTIONS (AS -18)

Details of related parties:-

Description of relationship	Names of related parties
Key Management Personnel (KMP) - Managing Director Director	Sri R.S. Pandey for the period from 29.05.2012 to end of the financial year Sri S.N. Bajpai Director (Technical) for the period 11.10.2012 to end of the financial year.
Sri R.S. Pandey Managing Director, Kesco did not draw salary since he had additional charge of MD KESCO and was drawing salary from the UP Power Transmission Corporation Sri S.N. Bajpai Director (Technical) drawn salary from Kesco worth Rs 3.52 lacs during financial year 2012-13.	

Details of related party transactions during the year ended 31st March, 2012 :

Particulars	KMP
Transactions during the year	
Directors Salary	(Rs.)
Total	(Rs.)

(i) Figures in bracket relates to the previous year

(ii) In terms of the exemption as per para 8 of Accounting Standards (AS)-18 Related Party Disclosures as notified under the Companies (Accounting) Standards Rules, 2006 pursuant to Section 211 (3C), no disclosure has been made in the financial statements as regards related party relationships with other state controlled enterprises and transactions with such enterprises.

NOTE 30 :

The Company has no employees whose salary exceeds the limits prescribed under Section 217(2A) of the Companies Act, 1956

NOTE 31 : LEASEHOLD LAND

(i) The Company has not ascertained the value of the leasehold land received from UPPCL as per the transfer scheme at a lease of ₹ 1.00 per month and holding the same at a nominal value of ₹ 1.00 in the books of account.

(ii) The lease of Plot no.'s 4 and 54 of erstwhile KESA expired on 4.12.1994 and 31.07.1994 respectively and was not renewed by the Government of U.P. vide G.O. dated 03.10.1994. The Company had accordingly deposited a sum of ₹ 7,43,86,785.00 with the State Government towards conversion of the plots into freehold in earlier years.

DS

km

Mej

v



Kanpur Electricity Supply Company Limited

Notes forming part of the financial statements for the year ended 31st March, 2014

NOTE 32 : RECONCILIATION OF INTER UNIT & OTHER BALANCES

The following balances are subject to confirmation and/or reconciliation as at the year end. Impact, if any, on the assets/liabilities and/or income/expenditure consequent to such reconciliation is presently not ascertainable.

(a) Inter units balances.

(b) Balances of Trade Receivables, Advances to Suppliers/ Contractors, Trade payables, balance with UP State Power Sector Employees Trust, Loans and Advances, Security Deposits, Various balances with State Government and balance with UPPCL & other distribution Companies.

NOTE 33 : INTEREST ON SECURITY DEPOSIT FROM CONSUMERS

Interest on Security deposit from consumers has been provided at bank rate as on 1st April of applicable financial year (Bank Rate during 2012-13 - 8.07% per annum per weighted average rate and as per para 4.20 (i) of the Electricity Supply Code, 2005, (third amendment). The provision has been made on the monthly opening cumulative ledger balances (net) instead of providing for the same in respect of individual consumer balances. Under/ excess provision, if any, and the impact of the same on the reported loss of the Company for the year on account of the aforesaid estimation is not ascertainable.

NOTE 34 :

The Govt. of U.P. had vide its order no. 3188 dated 24.10.2003 and 1077 dated 17.04.2008 decided that the electricity duty and interest payable for the period from 15.03.2000 to 31.03.2003 and 01.04.2003 to 31.03.2008 respectively would be adjusted against the balance subsidy payable to UPPCL by the State Government. Accordingly, the amount of electricity duty and interest thereon payable due to pending adjustment by the state government has been shown under the Note 10 : Other Current Liabilities (Due to State Government).

NOTE 35 : POWER PURCHASE FROM UPPCL

(a) Power Purchase from UPPCL has been accounted for at the rate of ₹ 3.61 per unit as approved by UPERC in "Order on ART & Tariff (Application for Transmission & Access)" for the financial year 2012-13. Further rate of ₹ 0.174 per unit is payable directly to UPPTCL on account of the transmission charges, for the use of inter state transmission network.

(b) The split meter reading for purchase of power from UPPCL is taken at ten sub stations (supply points from UPPCL) on the first day of each month at 08.00 AM by the Executive Engineer (Transmission) UPPCL and Executive Engineer (Test) KESCO. In the absence of the reading being taken at 12 midnight on the 31st of March 2013, the impact of such a method on the reported loss for the year on account of the amount of power purchase being incorrect, in the opinion of the management, would not be material.

DL

hm

ME

v



Kanpur Electricity Supply Company Limited

Notes forming part of the financial statements for the year ended 31st March, 2014

NOTE 36:

Following final adjustment/reconciliation of the differences between the balances of KESCO and KESA as on the date of transfer, the net credit balance as on date of ₹ 14.46 crores (Previous year ₹ 14.46 crores) has been disclosed under **Other Current Liabilities (Note 9)**. Impact, if any, of the same on the assets/liabilities and/or income/expenditure subsequent to such reconciliation is presently not ascertainable.

NOTE 37 - EARNING PER SHARE (AS-20)

Particulars	For the year ended 31st March, 2014	For the year ended 31st March, 2013
	₹	₹
Net profit for the year attributable to the equity shareholders	-1,77,68,70,674.60	-5,44,86,66,937.81
Weighted average number of Equity Shares	18,31,47,400	16,00,26,710
Face value per share	10.00	10.00
Earnings per share - Basic	-23.15	-34.05

NOTE 38 - IMPAIRMENT OF ASSETS (AS 28)

In the opinion of management, there is no specific indication of impairment of any assets as on the Balance Sheet date as envisaged by Accounting Standard-28, Impairment of Assets as notified under the Companies (Accounting Standard) Rules, 2006 pursuant to Section 211(3C) of the Companies Act, 1956. Further, the assets of the company have been accounted for at their historical cost and most of the assets are very old and their carrying amount does not exceed the recoverable amount.

NOTE 39 : MICRO AND SMALL ENTERPRISES

The Company has not received any memorandum (as required to be filed by the suppliers with the notified authority under the Micro, Small and Medium Enterprises Development Act, 2006) claiming their status as micro, small or medium enterprises. Consequently, the information with regard to the amount unpaid as at the year end to such enterprises together with the interest paid/payable to such parties is not being disclosed.

NOTE 40 : SHARE APPLICATION MONEY

Share application money amounting to Rs 48674000.00 existing as on 1.4.2012, has been utilised for issue of share capital in pursuance of approval by the Board of Directors in the 49th meeting held on 23th Nov. 2012.

NOTE 43:

Income Tax Assessments have been completed upto Financial Year 2009-10. No Provision of Income tax has been made as the company is incurring continuous losses. Deferred Tax Assets/liability have not been recognised in absence of reasonable certainty that sufficient future taxable income will be available to set off the unabsorbed losses and unabsorbed depreciation.

[Signature]

[Signature]

[Signature]



Kanpur Electricity Supply Company Limited

Notes forming part of the financial statements for the year ended 31st March, 2014

NOTE 42:

Quantitative details for Electricity units purchased and sold: (in MU)

Particulars	2013-14	2012-13
Total Power Purchased	3,554,302	3,140,071
Total Power Sold	2,458,093	2,151,702
Distribution Loss	1,096,300	988,369
Transmission loss	30.84%	31.41%

In the opinion of the management, the identified reasons of line losses during the financial year 2013-14 (2012-13) are:

- (i) Unauthorized use of electricity and illegal connections.
- (ii) Overloading of Transformers.
- (iii) Supply of electricity being maintained through 11/6-6 KV feeders which are very old and require upgradation.

Corrective measures are being taken to decrease the line losses.

NOTE 43:

Previous year figures have been regrouped or reclassified to the extent possible wherever considered necessary. The accompanying Notes are an integral part of the Financial Statements.



COMMENTS OF THE COMPTROLLER AND AUDITOR GENERAL OF INDIA UNDER SECTION 619 (4) OF THE COMPANIES ACT, 1956 ON THE ACCOUNTS OF KANPUR ELECTRICITY SUPPLY COMPANY LIMITED FOR THE YEAR ENDED 31 MARCH 2013.

The preparation of the Financial Statement of the **Kanpur Electricity Supply Company Limited** for the year ended 31 March 2013 in accordance with the financial reporting framework prescribed under the Companies Act, 1956 is the responsibility of the management of the Company. The statutory auditors appointed by the Comptroller and Auditor General of India under section 619(2) of the Companies Act, 1956 are responsible for expressing opinion on these financial statements under section 227 of the Companies Act, 1956 based on independent audit in accordance with the Auditing and Assurance Standards prescribed by their professional body the Institute of Chartered Accountants of India. This is stated to have been done by them vide their Audit Report dated 20 January 2014.

I, on behalf of Comptroller and Auditor General of India have conducted a supplementary audit under section 619(3) (b) of the Companies Act, 1956 of the Financial Statements of **Kanpur Electricity Supply Company Limited** for the year ended 31 March 2013. This supplementary audit has been carried out independently without access to the working papers of the statutory auditors and is limited primarily to inquiries of the statutory auditors and company personnel and a selective examination of some of the accounting records. Based on my supplementary audit, I would like to highlight the following significant matters under section 619(4) of the Companies Act, 1956 which have come to my notice and which in my view are necessary for enabling a better understanding of the financial statement and the related Audit Report:

Balance Sheet

Liabilities

Current Liabilities

Other Current Liabilities (Note 10) ₹ 1533.01 crore

1. Others ₹ 10.87 crore.

The above includes revenue realisation amounting to ₹ 0.42 crore from temporary supply/connection to consumers. The same should have however been included in revenue from sale of power. Thus due to non treating the amount realised from

temporary supply as revenue from sale of power resulted in overstatement of other current liabilities as well as loss for the year by ₹ 0.42 crore.

Assets

Non-current Assets

2. Capital Work-in-progress (Note 13) ₹ 44.09 crore.

The above includes ₹ 1.74 crore being the expenditure incurred for survey study, project formulation, consultancy, preparation of DPR and baseline data etc. for implementation of R-APDRP scheme. As the scheme was rejected by the Board of Directors the expenditure incurred should have been charged in the Statement of Profit and Loss.

This has resulted in understatement of loss and overstatement of Non-current assets each by ₹ 1.74 crore.

Statement of Profit & Loss

Other income (Note 21) ₹ 26.67 crore

3. Interest income ₹ 1.40 crore

The above includes ₹ 6.53 lakh interest earned on the fixed deposits made out of the funds of APDRP during 2012-13. As these funds have been received from Government for implementation of centrally sponsored schemes, interest earned on the fixed deposit made from above fund, should have been credited to the fixed assets created under the respective schemes in terms of the Government Order of Uttar Pradesh of 1996.

This has resulted in overstatement of other income by ₹ 6.53 lakh and overstatement of prior period income by ₹ 25.86 lakh and understatement of accumulated losses and liabilities each by ₹ 32.39 lakh.

Despite the comment of the Comptroller and Auditor General of India on the accounts of the Company for the year 2011-12, the Company has not taken any corrective action.

Expenses

Finance Cost (Note 24) ₹ 194.79 crore

4. Interest expenses on Borrowings ₹ 186.88 crore

The above does not include the Interest accrued but not due (Provision) amounting to ₹ 0.64 crore pertaining to PFC (Transitional), REC (Transitional) and Mandi Parishad Loans during the year 2012-13 which has resulted in understatement of Other Current Liabilities and loss for the year by ₹ 0.64 crore each.

Comments on the accounts of KESCO for the year 2012-13.

5. Other Expenses (Note 25) ₹ 215.95 crore.

The company realises the compounding charges, as per the provisions of Sec. 152 (1) of Electricity Act 2003, from the consumers or persons who committed or who are reasonably suspected of having committed an offence of theft of electricity punishable under this Act. The same was to be deposited with the Government but the company did not deposit the compounding charges with the Government. Thus the company has unpaid liability of compounding charges ₹ 6.64 crore (as on 31-03-2013).

The company has neither provided nor shown contingent liability of interest of ₹ 0.92 crore payable on compounding charges during the year 2012-13 (calculated @ 18% on opening unpaid balance of ₹ 5.12 crore as provided in case of unpaid liability of Electricity duty).

6. Auditors' Report

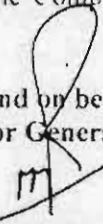
A reference is invited to para no. (IX) (a) of Annexure to the Auditors' Report wherein it has been stated inter-alia that the company does not have any undisputed statutory dues payable and outstanding as at the year end for a period of more than six months from the date they became payable except of Electricity Duty along with interest thereon to the tune of ₹ 342.10 crore. The same is deficient in view of the fact that undisputed statutory dues of compounding charges amounting to ₹ 6.64 crore up to March 2013 are also payable to State Government.

7. General

Due to non-reconciliation of the inter company balances of Current Liabilities vis-a-vis Current Assets, a difference of ₹ 10.79 crore was not taken into account by the company. This was also not disclosed in Notes on the Accounts.

Despite the comment of the Comptroller and Auditor General of India on the accounts of the Company for the year 2010-11 and 2011-12, the Company has not taken any corrective action.

For and on behalf of the
Comptroller and Auditor General of India



Principal Accountant General

Place: Lucknow
Date: 05.06.2014

कार
स्व लेखापरीक्षा), उ०प्र०
ीय भवन, सेक्टर 'एच', अलीगंज
024



Office of the Accountant General
(Economic and Revenue Sector Audit), U.P.
6th Floor, Kendriya Bhawan, Sector 'H'
Aliganj, Lucknow-226 024

स्पीड पोस्ट/गोपनीय

पत्रांक : म.ले.(इ. एण्ड आर.एस.ए)/इ.एस-11/लेखा/केस्को/2012-13/78
दिनांक: 6-6-14

सेवा में,

प्रबन्ध निदेशक
कानपुर इलेक्ट्रिसिटी सप्लाय कम्पनी लिमिटेड,
कानपुर।

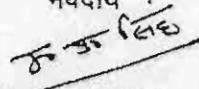
महोदय,

एतत्सह कम्पनी अधिनियम, 1956 की धारा 619(4) के अधीन कानपुर इलेक्ट्रिसिटी सप्लाय कम्पनी लिमिटेड के 31 मार्च 2013 को समाप्त होने वाले वर्ष के लेखे पर भारत के नियंत्रक-महालेखापरीक्षक की टीका-टिप्पणियों कम्पनी अधिनियम, 1956 की धारा 619(5) के निबन्धनों के अनुसरण में कम्पनी की वार्षिक सामान्य बैठक के समक्ष प्रस्तुत करने हेतु अग्रेषित की जा रही है। कृपया वार्षिक सामान्य बैठक के समक्ष इन टीका-टिप्पणियों के प्रस्तुत किये जाने की वास्तविक तिथि की सूचना दें।

The report has been prepared on the basis of information furnished and made available by the auditee. The Office of the Accountant General (Economic & Revenue Sector Audit), Uttar Pradesh disclaims any responsibility for any misinformation and/or non-information on the part of auditee.

कृपया पत्र की पावती भेजें।

सहपत्र-यथोपरि

भवदीय

(मुकेश पी०सिंह)
प्रधान महालेखाकार